



NG-CDF BOARD

National Government Constituencies Development Fund Board
Harambee Cooperative Plaza, 5th Floor
Junction of Haile Selassie Avenue & Uhuru Highway
P.O Box 46682-00100
Nairobi, Kenya
Tel: 020-2230019, 2230027, 2230032 | Cell: 0709894000
Email: info@cdf.go.ke | Website: www.ngcdf.go.ke

REF. NO. NG-CDF/CEO/KNA/VOL. 5 (37)

August 17, 2021

Mr. Michael Sialai, CBS
Clerk of the National Assembly
P.O. Box 41842-00100
NAIROBI

NATIONAL ASSEMBLY	
DATE: 19 AUG 2021	
TABLED BY:	LDM
CLERK-AT	Benson Inzofu

Dear *in*

RE: PROPOSED BUDGET CEILINGS FOR EACH CONSTITUENCY - FINANCIAL YEAR 2021/2022


The National Government Constituencies Development Fund (NG-CDF) is established under Section 4(1) of the NG-CDF Act, 2015 as amended in 2016, as a National Fund consisting of monies of an amount not less than two and half per centum (2.5%) of all National Government's share of revenue as divided by the annual Division of Revenue Act enacted pursuant to Article 218 of the Constitution.

As per the Division of Revenue Act 2021, the total sharable revenue is Ksh. 1,775,624,173,860, out of which Ksh. 1,398,798,856,427 is allocated to the National Government.

In the 2021/2022 financial year, a total of Ksh. 41,714,800,000.00 was allocated to the NG-CDF, which translates to 2.98 per cent of the National Government share of revenue, hence meets the condition set out in Section 4(1) of the NG-CDF Act, 2015.

Further, Section 4(3) of the NG-CDF Act requires that the monies appropriated to the Fund in any financial year shall not be less than the amount appropriated to the Fund in the preceding financial year. The amount of Ksh. 41,714,800,000.00 allocated to the Fund in

Vision: Equitable social-economic development countrywide



*② Head table office
To acknowledge receipt
Could take time to
reference to
committee
NG-CDF
19/8/21*



ISO 9001:2015 Certified

the current financial year is the equal to the sum allocated in 2020/2021, hence meets requirements of Section 4(3) of the Act.

Section 6(1) of the Act provides that: -

"The Board shall, with the approval of the relevant Committee of the National Assembly, allocate funds for every constituency in each financial year in accordance with Section 34.


Section 34(1) on the other hand states that:

"The budget ceiling for each constituency shall be the amount specified in section 4(1) divided equally among all constituencies subject to the provisions of section 8(1) and 23(1)".

Pursuant to the above, we herewith forward the proposed budget ceiling for each constituency for the approval of the National Assembly Committee on NG-CDF

Yours

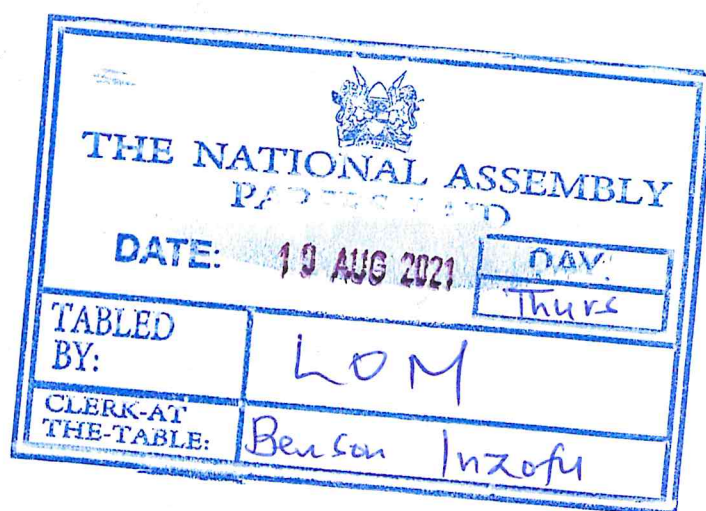
Sincerely



YUSUF MBUNO
CHIEF EXECUTIVE OFFICER

Encls.

CODE	CONSTITUENCY	EMERGENCY RESERVE (Ksh.)	EQUAL SHARE (Ksh.)	SUB-TOTAL (Ksh.)
276	DAGORETTI SOUTH	7,192,207	129,896,672	137,088,879
277	LANGATA	7,192,207	129,896,672	137,088,879
278	KIBRA	7,192,207	129,896,672	137,088,879
279	ROYSAMBU	7,192,207	129,896,672	137,088,879
280	KASARANI	7,192,207	129,896,672	137,088,879
281	RUARAKA	7,192,207	129,896,672	137,088,879
282	EMBAKASI SOUTH	7,192,207	129,896,672	137,088,879
283	EMBAKASI NORTH	7,192,207	129,896,672	137,088,879
284	EMBAKASI CENTRAL	7,192,207	129,896,672	137,088,879
285	EMBAKASI EAST	7,192,207	129,896,672	137,088,879
286	EMBAKASI WEST	7,192,207	129,896,672	137,088,879
287	MAKADARA	7,192,207	129,896,672	137,088,879
288	KAMUKUNJI	7,192,207	129,896,672	137,088,879
289	STAREHE	7,192,207	129,896,672	137,088,879
290	MATHARE	7,192,207	129,896,672	137,088,879
	TOTAL	2,085,740,000	37,670,035,000	39,755,775,000



CODE	CONSTITUENCY	EMERGENCY RESERVE (Ksh.)	EQUAL SHARE (Ksh.)	SUB-TOTAL (Ksh.)
253	RONGO	7,192,207	129,896,672	137,088,879
254	AWENDO	7,192,207	129,896,672	137,088,879
255	SUNA EAST	7,192,207	129,896,672	137,088,879
256	SUNA WEST	7,192,207	129,896,672	137,088,879
257	URIRI	7,192,207	129,896,672	137,088,879
258	NYATIKE	7,192,207	129,896,672	137,088,879
259	KURIA WEST	7,192,207	129,896,672	137,088,879
260	KURIA EAST	7,192,207	129,896,672	137,088,879
261	BONCHARI	7,192,207	129,896,672	137,088,879
262	SOUTH MUGIRANGO	7,192,207	129,896,672	137,088,879
263	BOMACHOGE BORABU	7,192,207	129,896,672	137,088,879
264	BOBASI	7,192,207	129,896,672	137,088,879
265	BOMACHOGE CHACHE	7,192,207	129,896,672	137,088,879
266	NYARIBARI MASABA	7,192,207	129,896,672	137,088,879
267	NYARIBARI CHACHE	7,192,207	129,896,672	137,088,879
268	KITUTU CHACHE NORTH	7,192,207	129,896,672	137,088,879
269	KITUTU CHACHE SOUTH	7,192,207	129,896,672	137,088,879
270	KITUTU MASABA	7,192,207	129,896,672	137,088,879
271	WEST MUGIRANGO	7,192,207	129,896,672	137,088,879
272	NORTH MUGIRANGO	7,192,207	129,896,672	137,088,879
273	BORABU	7,192,207	129,896,672	137,088,879
274	WESTLANDS	7,192,207	129,896,672	137,088,879
275	DAGORETTI NORTH	7,192,207	129,896,672	137,088,879

CODE	CONSTITUENCY	EMERGENCY RESERVE (Ksh.)	EQUAL SHARE (Ksh.)	SUB-TOTAL (Ksh.)
230	FUNYULA	7,192,207	129,896,672	137,088,879
231	BUDALANGI	7,192,207	129,896,672	137,088,879
232	UGENYA	7,192,207	129,896,672	137,088,879
233	UGUNJA	7,192,207	129,896,672	137,088,879
234	ALEGO USONGA	7,192,207	129,896,672	137,088,879
235	GEM	7,192,207	129,896,672	137,088,879
236	BONDO	7,192,207	129,896,672	137,088,879
237	RARIEDA	7,192,207	129,896,672	137,088,879
238	KISUMU EAST	7,192,207	129,896,672	137,088,879
239	KISUMU WEST	7,192,207	129,896,672	137,088,879
240	KISUMU CENTRAL	7,192,207	129,896,672	137,088,879
241	SEME	7,192,207	129,896,672	137,088,879
242	NYANDO	7,192,207	129,896,672	137,088,879
243	MUHORONI	7,192,207	129,896,672	137,088,879
244	NYAKACH	7,192,207	129,896,672	137,088,879
245	KASIPUL	7,192,207	129,896,672	137,088,879
246	KABONDO KASIPUL	7,192,207	129,896,672	137,088,879
247	KARACHUONYO	7,192,207	129,896,672	137,088,879
248	RANGWE	7,192,207	129,896,672	137,088,879
249	HOMA BAY TOWN	7,192,207	129,896,672	137,088,879
250	NDHIWA	7,192,207	129,896,672	137,088,879
251	SUBA SOUTH	7,192,207	129,896,672	137,088,879
252	SUBA NORTH	7,192,207	129,896,672	137,088,879

CODE	CONSTITUENCY	EMERGENCY RESERVE (Ksh.)	EQUAL SHARE (Ksh.)	SUB-TOTAL (Ksh.)
207	BUTERE	7,192,207	129,896,672	137,088,879
208	KHWISERO	7,192,207	129,896,672	137,088,879
209	SHINYALU	7,192,207	129,896,672	137,088,879
210	IKOLOMANI	7,192,207	129,896,672	137,088,879
211	VIHIGA	7,192,207	129,896,672	137,088,879
212	SABATIA	7,192,207	129,896,672	137,088,879
213	HAMISI	7,192,207	129,896,672	137,088,879
214	LUANDA	7,192,207	129,896,672	137,088,879
215	EMUHAYA	7,192,207	129,896,672	137,088,879
216	MT. ELGON	7,192,207	129,896,672	137,088,879
217	SIRISIA	7,192,207	129,896,672	137,088,879
218	KABUCHAI	7,192,207	129,896,672	137,088,879
219	BUMULA	7,192,207	129,896,672	137,088,879
220	KANDUYI	7,192,207	129,896,672	137,088,879
221	WEBUYE EAST	7,192,207	129,896,672	137,088,879
222	WEBUYE WEST	7,192,207	129,896,672	137,088,879
223	KIMILILI	7,192,207	129,896,672	137,088,879
224	TONGAREN	7,192,207	129,896,672	137,088,879
225	TESO NORTH	7,192,207	129,896,672	137,088,879
226	TESO SOUTH	7,192,207	129,896,672	137,088,879
227	NAMBALE	7,192,207	129,896,672	137,088,879
228	MATAYOS	7,192,207	129,896,672	137,088,879
229	BUTULA	7,192,207	129,896,672	137,088,879

CODE	CONSTITUENCY	EMERGENCY RESERVE (Ksh.)	EQUAL SHARE (Ksh.)	SUB-TOTAL (Ksh.)
184	KAJIADO CENTRAL	7,192,207	129,896,672	137,088,879
185	KAJIADO EAST	7,192,207	129,896,672	137,088,879
186	KAJIADO WEST	7,192,207	129,896,672	137,088,879
187	KAJIADO SOUTH	7,192,207	129,896,672	137,088,879
188	KIPKELION EAST	7,192,207	129,896,672	137,088,879
189	KIPKELION WEST	7,192,207	129,896,672	137,088,879
190	AINAMOI	7,192,207	129,896,672	137,088,879
191	BURETI	7,192,207	129,896,672	137,088,879
192	BELGUT	7,192,207	129,896,672	137,088,879
193	SIGOWET-SOIN	7,192,207	129,896,672	137,088,879
194	SOTIK	7,192,207	129,896,672	137,088,879
195	CHEPALUNGU	7,192,207	129,896,672	137,088,879
196	BOMET EAST	7,192,207	129,896,672	137,088,879
197	BOMET CENTRAL	7,192,207	129,896,672	137,088,879
198	KONONIN	7,192,207	129,896,672	137,088,879
199	LUGARI	7,192,207	129,896,672	137,088,879
200	LIKUYANI	7,192,207	129,896,672	137,088,879
201	MALAVA	7,192,207	129,896,672	137,088,879
202	LURAMBI	7,192,207	129,896,672	137,088,879
203	NAVAKHOLO	7,192,207	129,896,672	137,088,879
204	MUMIAS WEST	7,192,207	129,896,672	137,088,879
205	MUMIAS EAST	7,192,207	129,896,672	137,088,879
206	MATUNGU	7,192,207	129,896,672	137,088,879

CODE	CONSTITUENCY	EMERGENCY RESERVE (Ksh.)	EQUAL SHARE (Ksh.)	SUB-TOTAL (Ksh.)
161	MOGOTIO	7,192,207	129,896,672	137,088,879
162	ELDAMA RAVINE	7,192,207	129,896,672	137,088,879
163	LAIKIPIA WEST	7,192,207	129,896,672	137,088,879
164	LAIKIPIA EAST	7,192,207	129,896,672	137,088,879
165	LAIKIPIA NORTH	7,192,207	129,896,672	137,088,879
166	MOLO	7,192,207	129,896,672	137,088,879
167	NJORO	7,192,207	129,896,672	137,088,879
168	NAIVASHA	7,192,207	129,896,672	137,088,879
169	GILGIL	7,192,207	129,896,672	137,088,879
170	KURESOI SOUTH	7,192,207	129,896,672	137,088,879
171	KURESOI NORTH	7,192,207	129,896,672	137,088,879
172	SUBUKIA	7,192,207	129,896,672	137,088,879
173	RONGAI	7,192,207	129,896,672	137,088,879
174	BAHATI	7,192,207	129,896,672	137,088,879
175	NAKURU TOWN WEST	7,192,207	129,896,672	137,088,879
176	NAKURU TOWN EAST	7,192,207	129,896,672	137,088,879
177	KILGORIS	7,192,207	129,896,672	137,088,879
178	EMURIA DIKIRR	7,192,207	129,896,672	137,088,879
179	NAROK NORTH	7,192,207	129,896,672	137,088,879
180	NAROK EAST	7,192,207	129,896,672	137,088,879
181	NAROK SOUTH	7,192,207	129,896,672	137,088,879
182	NAROK WEST	7,192,207	129,896,672	137,088,879
183	KAJIADO NORTH	7,192,207	129,896,672	137,088,879

CODE	CONSTITUENCY	EMERGENCY RESERVE (Ksh.)	EQUAL SHARE (Ksh.)	SUB-TOTAL (Ksh.)
138	SABOTI	7,192,207	129,896,672	137,088,879
139	KIMININI	7,192,207	129,896,672	137,088,879
140	CHERANGANY	7,192,207	129,896,672	137,088,879
141	SOY	7,192,207	129,896,672	137,088,879
142	TURBO	7,192,207	129,896,672	137,088,879
143	MOIBEN	7,192,207	129,896,672	137,088,879
144	AINABKOI	7,192,207	129,896,672	137,088,879
145	KAPSERET	7,192,207	129,896,672	137,088,879
146	KESSES	7,192,207	129,896,672	137,088,879
147	MARAKWET EAST	7,192,207	129,896,672	137,088,879
148	MARAKWET WEST	7,192,207	129,896,672	137,088,879
149	KEIYO NORTH	7,192,207	129,896,672	137,088,879
150	KEIYO SOUTH	7,192,207	129,896,672	137,088,879
151	TINDERET	7,192,207	129,896,672	137,088,879
152	ALDAI	7,192,207	129,896,672	137,088,879
153	NANDI HILLS	7,192,207	129,896,672	137,088,879
154	CHESUMEI	7,192,207	129,896,672	137,088,879
155	EMGWEN	7,192,207	129,896,672	137,088,879
156	MOSOP	7,192,207	129,896,672	137,088,879
157	TIATY	7,192,207	129,896,672	137,088,879
158	BARINGO NORTH	7,192,207	129,896,672	137,088,879
159	BARINGO CENTRAL	7,192,207	129,896,672	137,088,879
160	BARINGO SOUTH	7,192,207	129,896,672	137,088,879

CODE	CONSTITUENCY	EMERGENCY RESERVE (Ksh.)	EQUAL SHARE (Ksh.)	SUB-TOTAL (Ksh.)
115	RUIRU	7,192,207	129,896,672	137,088,879
116	GITHUNGURI	7,192,207	129,896,672	137,088,879
117	KIAMBU	7,192,207	129,896,672	137,088,879
118	KIAMBAA	7,192,207	129,896,672	137,088,879
119	KABETE	7,192,207	129,896,672	137,088,879
120	KIKUYU	7,192,207	129,896,672	137,088,879
121	LIMURU	7,192,207	129,896,672	137,088,879
122	LARI	7,192,207	129,896,672	137,088,879
123	TURKANA NORTH	7,192,207	129,896,672	137,088,879
124	TURKANA WEST	7,192,207	129,896,672	137,088,879
125	TURKANA CENTRAL	7,192,207	129,896,672	137,088,879
126	LOIMA	7,192,207	129,896,672	137,088,879
127	TURKANA SOUTH	7,192,207	129,896,672	137,088,879
128	TURKANA EAST	7,192,207	129,896,672	137,088,879
129	KAPENGURIA	7,192,207	129,896,672	137,088,879
130	SIGOR	7,192,207	129,896,672	137,088,879
131	KACHELIBA	7,192,207	129,896,672	137,088,879
132	POKOT SOUTH	7,192,207	129,896,672	137,088,879
133	SAMBURU WEST	7,192,207	129,896,672	137,088,879
134	SAMBURU NORTH	7,192,207	129,896,672	137,088,879
135	SAMBURU EAST	7,192,207	129,896,672	137,088,879
136	KWANZA	7,192,207	129,896,672	137,088,879
137	ENDEBESS	7,192,207	129,896,672	137,088,879

CODE	CONSTITUENCY	EMERGENCY RESERVE (Ksh.)	EQUAL SHARE (Ksh.)	SUB-TOTAL (Ksh.)
92	OL JORO OROK	7,192,207	129,896,672	137,088,879
93	NDARAGWA	7,192,207	129,896,672	137,088,879
94	TETU	7,192,207	129,896,672	137,088,879
95	KIENI	7,192,207	129,896,672	137,088,879
96	MATHIRA	7,192,207	129,896,672	137,088,879
97	OTHAYA	7,192,207	129,896,672	137,088,879
98	MUKURWEINI	7,192,207	129,896,672	137,088,879
99	NYERI TOWN	7,192,207	129,896,672	137,088,879
100	MWEA	7,192,207	129,896,672	137,088,879
101	GICHUGU	7,192,207	129,896,672	137,088,879
102	NDIA	7,192,207	129,896,672	137,088,879
103	KIRINYAGA CENTRAL	7,192,207	129,896,672	137,088,879
104	KANGEMA	7,192,207	129,896,672	137,088,879
105	MATHIOYA	7,192,207	129,896,672	137,088,879
106	KIHARU	7,192,207	129,896,672	137,088,879
107	KIGUMO	7,192,207	129,896,672	137,088,879
108	MARAGWA	7,192,207	129,896,672	137,088,879
109	KANDARA	7,192,207	129,896,672	137,088,879
110	GATANGA	7,192,207	129,896,672	137,088,879
111	GATUNDU SOUTH	7,192,207	129,896,672	137,088,879
112	GATUNDU NORTH	7,192,207	129,896,672	137,088,879
113	JUJA	7,192,207	129,896,672	137,088,879
114	THIKA TOWN	7,192,207	129,896,672	137,088,879

CODE	CONSTITUENCY	EMERGENCY RESERVE (Ksh.)	EQUAL SHARE (Ksh.)	SUB-TOTAL (Ksh.)
69	MWINGI CENTRAL	7,192,207	129,896,672	137,088,879
70	KITUI WEST	7,192,207	129,896,672	137,088,879
71	KITUI RURAL	7,192,207	129,896,672	137,088,879
72	KITUI CENTRAL	7,192,207	129,896,672	137,088,879
73	KITUI EAST	7,192,207	129,896,672	137,088,879
74	KITUI SOUTH	7,192,207	129,896,672	137,088,879
75	MASINGA	7,192,207	129,896,672	137,088,879
76	YATTA	7,192,207	129,896,672	137,088,879
77	KANGUNDO	7,192,207	129,896,672	137,088,879
78	MATUNGULU	7,192,207	129,896,672	137,088,879
79	KATHIANI	7,192,207	129,896,672	137,088,879
80	MAVOKO	7,192,207	129,896,672	137,088,879
81	MACHAKOS TOWN	7,192,207	129,896,672	137,088,879
82	MWALA	7,192,207	129,896,672	137,088,879
83	MBOONI	7,192,207	129,896,672	137,088,879
84	KILOME	7,192,207	129,896,672	137,088,879
85	KAITI	7,192,207	129,896,672	137,088,879
86	MAKUENI	7,192,207	129,896,672	137,088,879
87	KIBWEZI WEST	7,192,207	129,896,672	137,088,879
88	KIBWEZI EAST	7,192,207	129,896,672	137,088,879
89	KINANGOP	7,192,207	129,896,672	137,088,879
90	KIPIPIRI	7,192,207	129,896,672	137,088,879
91	OL KALOU	7,192,207	129,896,672	137,088,879

CODE	CONSTITUENCY	EMERGENCY RESERVE (Ksh.)	EQUAL SHARE (Ksh.)	SUB-TOTAL (Ksh.)
46	NORTH HERR	7,192,207	129,896,672	137,088,879
47	SAKU	7,192,207	129,896,672	137,088,879
48	LAISAMIS	7,192,207	129,896,672	137,088,879
49	ISIOLO NORTH	7,192,207	129,896,672	137,088,879
50	ISIOLO SOUTH	7,192,207	129,896,672	137,088,879
51	IGEMBE SOUTH	7,192,207	129,896,672	137,088,879
52	IGEMBE CENTRAL	7,192,207	129,896,672	137,088,879
53	IGEMBE NORTH	7,192,207	129,896,672	137,088,879
54	TIGANIA WEST	7,192,207	129,896,672	137,088,879
55	TIGANIA EAST	7,192,207	129,896,672	137,088,879
56	NORTH IMENTI	7,192,207	129,896,672	137,088,879
57	BUURI	7,192,207	129,896,672	137,088,879
58	CENTRAL IMENTI	7,192,207	129,896,672	137,088,879
59	SOUTH IMENTI	7,192,207	129,896,672	137,088,879
60	MAARA	7,192,207	129,896,672	137,088,879
61	CHUKA/IGAMBANG'OMBE	7,192,207	129,896,672	137,088,879
62	THARAKA	7,192,207	129,896,672	137,088,879
63	MANYATTA	7,192,207	129,896,672	137,088,879
64	RUNYENJES	7,192,207	129,896,672	137,088,879
65	MBEERE SOUTH	7,192,207	129,896,672	137,088,879
66	MBEERE NORTH	7,192,207	129,896,672	137,088,879
67	MWINGI NORTH	7,192,207	129,896,672	137,088,879
68	MWINGI WEST	7,192,207	129,896,672	137,088,879


CODE	CONSTITUENCY	EMERGENCY RESERVE (Ksh.)	EQUAL SHARE (Ksh.)	SUB-TOTAL (Ksh.)
23	TAVETA	7,192,207	129,896,672	137,088,879
24	WUNDANYI	7,192,207	129,896,672	137,088,879
25	MWATATE	7,192,207	129,896,672	137,088,879
26.00	VOI	7,192,207	129,896,672	137,088,879
27	GARISSA TOWNSHIP	7,192,207	129,896,672	137,088,879
28	BALAMBALA	7,192,207	129,896,672	137,088,879
29	LAGDERA	7,192,207	129,896,672	137,088,879
30	DADAAB	7,192,207	129,896,672	137,088,879
31	FAFI	7,192,207	129,896,672	137,088,879
32	IJARA	7,192,207	129,896,672	137,088,879
33	WAJIR NORTH	7,192,207	129,896,672	137,088,879
34	WAJIR EAST	7,192,207	129,896,672	137,088,879
35	TARBAJ	7,192,207	129,896,672	137,088,879
36	WAJIR WEST	7,192,207	129,896,672	137,088,879
37	ELDAS	7,192,207	129,896,672	137,088,879
38	WAJIR SOUTH	7,192,207	129,896,672	137,088,879
39	MANDERA WEST	7,192,207	129,896,672	137,088,879
40	BANISSA	7,192,207	129,896,672	137,088,879
41	MANDERA NORTH	7,192,207	129,896,672	137,088,879
42	MANDERA SOUTH	7,192,207	129,896,672	137,088,879
43	MANDERA EAST	7,192,207	129,896,672	137,088,879
44	LAFEY	7,192,207	129,896,672	137,088,879
45	MOYALE	7,192,207	129,896,672	137,088,879

Annex: Budget ceiling per constituency

CODE	CONSTITUENCY	EMERGENCY RESERVE (Ksh.)	EQUAL SHARE (Ksh.)	SUB-TOTAL (Ksh.)
1	CHANGAMWE	7,192,207	129,896,672	137,088,879
2	JOMVU	7,192,207	129,896,672	137,088,879
3	KISAUNI	7,192,207	129,896,672	137,088,879
4	NYALI	7,192,207	129,896,672	137,088,879
5	LIKONI	7,192,207	129,896,672	137,088,879
6	MVITA	7,192,207	129,896,672	137,088,879
7	MSAMBWENI	7,192,207	129,896,672	137,088,879
8	LUNGA LUNGA	7,192,207	129,896,672	137,088,879
9	MATUGA	7,192,207	129,896,672	137,088,879
10	KINANGO	7,192,207	129,896,672	137,088,879
11	KILIFI NORTH	7,192,207	129,896,672	137,088,879
12	KILIFI SOUTH	7,192,207	129,896,672	137,088,879
13	KALOLENI	7,192,207	129,896,672	137,088,879
14	RABAI	7,192,207	129,896,672	137,088,879
15	GANZE	7,192,207	129,896,672	137,088,879
16	MALINDI	7,192,207	129,896,672	137,088,879
17	MAGARINI	7,192,207	129,896,672	137,088,879
18	GARSEN	7,192,207	129,896,672	137,088,879
19	GALOLE	7,192,207	129,896,672	137,088,879
20	BURA	7,192,207	129,896,672	137,088,879
21	LAMU EAST	7,192,207	129,896,672	137,088,879
22	LAMU WEST	7,192,207	129,896,672	137,088,879

Further, the Committee is requested to note that any revenue declared to the Board by a constituency in accordance with Section 12(9) of the NG-CDF Act will be incorporated in the Budget ceilings for the specific consistency.

YUSUF MBUNO
CHIEF EXECUTIVE OFFICER

 THE NATIONAL ASSEMBLY PARLIAMENT BUILDING	
DATE: 19 AUG 2021	DAY: Thurs
TABLED BY:	
CLERK-AT THE-TABLE:	Benson Inzofu

The Board proposes the 2021/2022 financial year allocation to each constituency for as follows:

- i. The total allocation Ksh. **41,714,800,000.00**
- ii. Allocation to NG-CDF Board Ksh. **1,959,025,000.00**

The allocation to the Board 4.69 % of the total allocation of the Fund. This is subject to Section 23(1) which requires that not more than five percent of the total allocation to the fund in the financial year may be used for purpose of running the Board)

- iii. Emergency reserve: Ksh. **2,085,740,000.00**

This is in line with Section 8(1) of the NG-CDF Act which provides that a portion of the fund equivalent to five percent (referred to as "Emergency Reserve") shall remain unallocated and shall be available for emergencies that may occur within the constituency.

- iv. Equal constituencies share: Ksh. **37,670,035,000.00**
- v. Total allocation to constituencies: Ksh. **39,755,775,000.00**
- vi. Therefore, the proposed allocation per constituency from the year's Fund allocation is as follows:

$$\text{Equal share } \frac{37,670,035,000.00}{290} = \text{Kshs. } 129,896,672.41 \text{ per constituency}$$

$$\text{a. Emergency reserve } \frac{2,085,740,000.00}{290} = \text{Kshs. } 7,192,206.90 \text{ per constituency}$$

- b. The total allocation per constituency:

Equal share Kshs. 129,896,672.41
Emergency Kshs. 7,192,206.90
Total Kshs. 137,088,879

Detailed tabulation of the budget ceiling per constituency is annexed herewith.

4. Board request to the NASC on NG-CDF

The NG-CDF Board hereby request the Committee to consider and approve the proposed Budget ceilings to each constituency as contained in the Annex.

“A portion of the Fund equivalent to five percent (referred to as “Emergency Reserve”) shall remain unallocated and shall be available for emergencies that may occur within the constituency”.

Section 23(1) states that:

“the expenditure for running the Board and related purposes shall be set aside at the beginning of the financial year and not more than five (5) percent of the total allocation to the fund in the financial year may be used for this purpose, the annual budget of which shall be approved by the Cabinet Secretary with the concurrence of the National Assembly Committee”.

Section 12(9) of the NG-CDF Act states that

“Any accruing revenues, interest and liability from any constituency account shall be declared to the Board together with annual returns”.

In line with the provisions of Section 12(9) read together with Section 4(1), the monies received by Constituencies as Appropriation in Aid (A-I-A) form part of the Fund.

The Public Finance Management (PFM) Act 2012 defines A-I-A as follows:

“Appropriation-in-Aid” means any revenue which a national government entity receives and is approved by Parliament for application by that entity to finance its activities”.

Regulation 43 of the PFM Act Regulations, 2015 states that:

An Accounting Officer shall:

“(c) Ensure all appropriation-in-aid due to national government entity are collected and properly accounted for in accordance with the relevant laws, rules and regulations”.

The Board has directed all Fund Account Managers to submit information on A-I-A collected in each constituency as at 30th June, 2021. The amount collected as A-I-A shall be incorporated in the Budget ceilings for the specific constituency that raised the monies once the full A-I-A report has been compiled.

3. Proposed allocation to the Board and the Constituencies

Section 6(1) of the Act requires that the Board shall, with the approval of the relevant Committee of the National Assembly, allocate funds for every constituency in each financial year in accordance with Section 34.

Further section 23(1) provides for criteria of determining the annual budget of the Board.

1. Introduction

The National Government Constituencies Development Fund (NG-CDF) is established under Section 4(1) of the NG-CDF Act, 2015 as amended in 2016, as a National Fund consisting of monies of an amount not less than two and half per centum (2.5%) of all National Government's share of revenue as divided by the annual Division of Revenue Act enacted pursuant to Article 218 of the Constitution; and additionally comprises any monies accruing to or received by the Board from any other source.

Section 4(3) further requires that the monies appropriated to the Fund in any financial year shall not be less than the amount appropriated to the Fund in the preceding financial year.

During the 2020-2021 Financial Year (FY), the Board was allocated Ksh. 41,714,800,000.00.

As per the Division of Revenue Act 2021, the total sharable revenue is Ksh. 1,775,624,173,860, out of which Ksh. 1,398,798,856,427 is allocated to the National Government.

In the 2021-2022 financial year, Ksh. 41,714,800,000.00 was allocated to the NG-CDF. This means that the amount allocated through the budget is 2.98 per cent of the share of National government revenue and therefore meets the first criteria of a minimum of 2.5 % of the National Government's share of revenue.

The amount allocated in the current financial year is equal to the sum allocated in the 2020/2021 financial year, hence meets the second criteria as outlined in Section 4(3) of the NG-CDF Act.

2. Legal Framework on Budget Ceilings for each Constituency

Section 6 (1) of the Act provides that: -

"the Board shall, with the approval of the relevant Committee of the National Assembly, allocate funds for every constituency in each financial year in accordance with Section 34 (1).

Section 34(1) on the other hand states that:

"The budget ceiling for each constituency shall be the amount specified in section 4(1) divided equally among all constituencies subject to the provisions of section 8(1) and 23(1)".

Section 8(1) on Emergency Reserve states



NATIONAL GOVERNMENT CONSTITUENCIES DEVELOPMENT FUND BOARD

PROPOSED BUDGET CEILINGS FOR EACH CONSTITUENCY,

**SUBMITTED TO THE NATIONAL ASSEMBLY SELECT COMMITTEE ON NATIONAL
GOVERNMENT CONSTITUENCIES DEVELOPMENT FUND**

 THE NATIONAL ASSEMBLY PARLIAMENTARY COMPLEX, NAIROBI	
2021/2022 FINANCIAL YEAR	
DATE: 19 AUG 2021	
DAY: Thurs	
TABLED BY:	LDM
CLERK-AT THE-TABLE:	Benson Inzofu

AUGUST, 2021