


REPUBLIC OF KENYA



REPORT

OF

THE AUDITOR-GENERAL

ON

STATE DEPARTMENT FOR PUBLIC
SERVICE

FOR THE YEAR ENDED
30 JUNE, 2021

THE N. NATIONAL ASSEMBLY
P. 2
DATE: 10 MAY 2022
TUESDAY
MAJORITY LEADER
CLERK-AT-TABLE:

OFFICE OF THE AUDITOR GENERAL
P. O. Box 30084 - 00100, NAIROBI
REGISTRY

19 APR 2022

RECEIVED



**MINISTRY OF PUBLIC SERVICE AND GENDER
STATE DEPARTMENT FOR PUBLIC SERVICE**

ANNUAL REPORT AND FINANCIAL STATEMENTS

**FOR THE FINANCIAL YEAR ENDED
JUNE 30, 2021**

**Prepared in accordance with the Cash Basis of Accounting Method under the International
Public Sector Accounting Standards (IPSAS)**

MINISTRY OF PUBLIC SERVICE AND GENDER
STATE DEPARTMENT FOR PUBLIC SERVICE
Reports and Financial Statements
For the year ended June 30, 2021

Table of Contents	Page
KEY ENTITY INFORMATION AND MANAGEMENT	iii
FORWARD BY THE CABINET SECRETARY	vii
STATEMENT OF PERFORMANCE AGAINST STATE DEPARTMENT FOR PUBLIC SERVICE'S PREDETERMINED OBJECTIVES	3
<hr/>	
REPORT OF THE INDEPENDENT AUDITORS ON THE STATE DEPARTMENT FOR PUBLIC SERVICE	18
STATEMENT OF RECEIPTS AND PAYMENTS FOR THE YEAR ENDED 30 TH JUNE 2021	19
STATEMENT OF ASSETS AND LIABILITIES AS AT 30 TH JUNE 2021	20
STATEMENT OF CASH FLOWS FOR THE YEAR ENDED 30 TH JUNE 2021	21
SUMMARY STATEMENT OF APPROPRIATION: RECURRENT AND DEVELOPMENT COMBINED	22
SUMMARY STATEMENT OF APPROPRIATION: RECURRENT	23
SUMMARY STATEMENT OF APPROPRIATION: DEVELOPMENT	24
SIGNIFICANT ACCOUNTING POLICIES	26
ANNEXES	39

KEY ENTITY INFORMATION AND MANAGEMENT

(a) Background information

The Ministry of Public Service and Gender was established following the Executive Order No. 1 of 2020 (revised May 2020) comprising the State Department for Public Service and State Department for Gender. At Cabinet level, the Ministry is represented by the Cabinet Secretary, Prof. Margaret Kobia, Ph.D, MGH, who is responsible for the general policy and strategic direction of the Ministry. The State Department for Public Service and State Department for Gender are each headed by a Principal Secretary as below;

- (i) The State Department for Public Service administered by Mary W. Kimonye (Mrs), MBS, and
- (ii) The State Department for Gender Affairs administered by Prof. Collette A. Suda, PhD, FKNAS, CBS.

Vision

A transformed Public Service, Empowered Youth and Women; Gender Equity and Equality for a high quality of life for all Kenyans.

Mission

To provide policy leadership for Public Service transformation, Youth and Women Empowerment, and Promotion of Gender Equity and Equality.

Core Values

The Ministry upholds the following core values in service delivery:

- (i) **Integrity:** Observe high moral and ethical standards.
- (ii) **Professionalism:** Demonstrate competence in the discharge of our duties.
- (iii) **Equity and Equality:** Demonstrate fairness and impartiality in service provision to all.
- (iv) **Innovativeness:** Committed to being creative by exploring new ways and provide latitude for growth by all.
- (v) **Patriotism:** Driven by commitment to uphold national cohesion, loyalty to the organization and the Republic.
- (vi) **Citizen-centric:** Committed to consultations and participation to ensure responsiveness to the needs and aspirations of citizens.

Strategic Objectives

The strategic objectives of the State Department are to:

- (i) Transform the Public Service for a responsive, citizen centered and quality service delivery;
- (ii) Entrench performance management in the public service through performance contracting;
- (iii) Strengthen capacity of National and County governments for efficient and effective delivery of State mandate and functions;
- (iv) Spearhead youth empowerment in all aspects of national development;
- (v) Spearhead women empowerment in all aspects of national development;
- (vi) Promote gender equity and equality;
- (vii) Strengthen Human Resource management and development; and
- (viii) Facilitate career planning and succession management.

Mandate

The mandate of the State Department for Public Service broadly covers issues of Public Service Management and Transformation. In addition, the State Department has interlinked functions with affiliated Institutions, Constitutional Commissions and Independent offices that include the Kenya School of Government; National Youth Service, Huduma Kenya Secretariat; and the Public Service Commission.

Functions

The Functions of the State Department for Public Service as per the Executive Order No. 1 of 2020 include: -

- (i) Public Sector Reforms and Transformation Including Operational Standards and Process Re-engineering;
- (ii) Public Service Performance Management and Monitoring;
- (iii) Co-ordination of Huduma Centres;
- (iv) Government Human Resource Information Systems and Services;
- (v) Internship and Volunteer Policy for Public Service;
- (vi) Government Payroll Policy and Standards;
- (vii) Shared Services;
- (viii) Research, Development and Public Service Delivery Innovations;
- (ix) Public Service Career Planning and Development; and
- (x) Counselling Policy and Services.

MINISTRY OF PUBLIC SERVICE AND GENDER
STATE DEPARTMENT FOR PUBLIC SERVICE
Reports and Financial Statements
For the year ended June 30, 2021

(b) Key Management

The State Department day-to-day management is under the following key organs:

- (i) Public Service Performance Management and Monitoring Unit
- (ii) Directorate of Human Resource Management.
- (iii) Directorate of Human Resource Development.
- (iv) Directorate of Management Consultancy Services.
- (v) Administration Directorate and Support Services Units.
- (vi) Huduma Kenya Secretariat.
- (vii) Kenya School of Government.
- (viii) National Youth Service

(c) Fiduciary Management

The key management personnel who held office during the financial year ended 30th June 2021 and who had direct fiduciary responsibility were:

S/No	Designation	Name
1.	Cabinet Secretary	Prof. Margaret Kobia
2.	Chief Administrative Secretary	Hon. Rachel Shebesh
3.	Chief Administrative Secretary	Hon. Jebii Kilimo
4.	Chief Administrative Secretary	Hon. Beatrice Elachi
5.	Principal Secretary	Mrs. Mary W. Kimonye
6.	Principal Administrative Secretary, Public Service Performance Management Unit	Mr. Steve Ndele
7.	Secretary/CEO, Huduma Kenya	Mr. James Buyekane
8.	Secretary, Management Advisory Services	Mr. David Kanji
9.	Secretary, Human Resource Development	Dr. Florence Muinde
10.	Secretary, Human Resource Management Policy	Ms. Mary Maungu
11.	Secretary, Administration	Mr. Munyembo Mwachala
12.	Director, Administration	Ms. Margaret Wamoto
13.	Chief Finance Officer	Mr. Francis Muteti
14.	Head Accounts Unit	Mr. Peter Kabebe
15.	Director Human Resource Management Services	Dr. Jacob Mbijiwe
16.	Head Central Planning Projects Monitoring Unit	Mr. David Kiboi
17.	Head Legal Office	Ms. Jane Ndiba
18.	Head Supply Chain Management Services	Mr. Richard Bii
19.	Head Internal Audit	Mr. John Philip Ogwel
20.	Head Communication Unit	Ms. Winnie Mburu
21.	Head ICT	Mr. Bruno Makokha

(d) Fiduciary Oversight Arrangements

The State Department has operationalized the following Committees:

- Audit and Finance Committee
 - Parliamentary Committee
 - Budget Implementation Committee
 - Development Partner Oversight Committee
 - Other Oversight Committee
-

(e) State Department for Public Service Headquarters

P.O. Box 30050-00100
Harambee House
Harambee Avenue
Nairobi, KENYA
Entity Contacts
Telephone: (254) 2227411
E-mail: info@psyg.go.ke
Website: www.psyg.go.ke

(f) State Department for Public Service Bankers

Central Bank of Kenya
Haile Selassie Avenue
P.O. Box 60000
City Square 00200
Nairobi, Kenya

(g) Independent Auditors

Auditor General
Kenya National Audit Office
Anniversary Towers, University Way
P.O. Box 30084
GPO 00100
Nairobi, Kenya

(h) Principal Legal Adviser

The Attorney General
State Law Office
Harambee Avenue
P.O. Box 40112
City Square 00200
Nairobi, Kenya

FORWARD BY THE CABINET SECRETARY

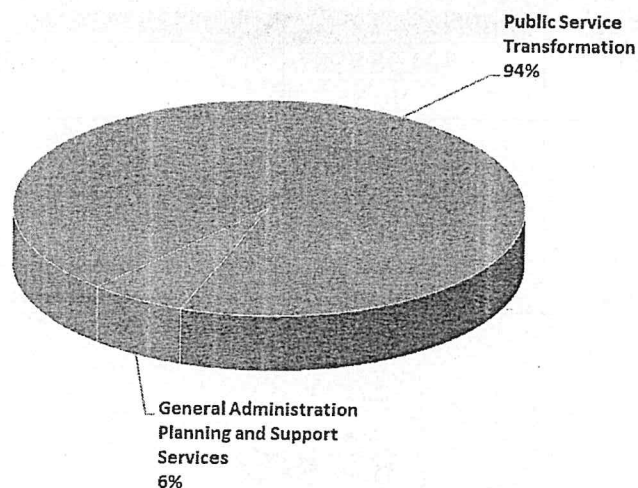
BUDGET ALLOCATION

In the financial year 2020/21 the State Department for Public Service had a gross budget of **Kshs.15,622,929,303** which was made up of **Kshs.13,703,730,000** and **Kshs.997,554,400** for recurrent and development budget respectively.

The State Department was to expend the gross budget of **Kshs.15,622,929,303** under the following two programmes:

Programmes	Approved Budget Allocation	Actual Payments	variance
	Kshs	Kshs	Kshs
General Administration Planning and Support Services	458,356,129	454,390,110	3,966,019
Public Service Transformation	7,047,662,374	6,939,062,305	108,600,069
Transfers to SAGAS	8,116,910,800	8,116,850,800	60,000
	15,622,929,303	15,510,303,215	112,626,088

BUDGET ALLOCATION BY PROGRAMMES



I. Programme 1: Public Service Transformation

The objective of this programme is to transform quality and efficiency of Public Service Delivery. This programme was allocated **Kshs.7,047,662,374** representing **48.5%** of the budget. A total of **Kshs.6,939,002,305** was spent under the following sub programme:

Programme	Approved Budget	Actual Payments	Variance
Human Resource Management	4,185,224,332	4,184,185,235	(1,367,338)
Human Resource Development	1,571,382,935	1,570,063,336	924,918,782
Management Consultancy Services	85,714,563	84,787,641	1,171,872
Huduma Kenya Service Delivery.	1,078,240,592	979,403,013	136,325,773
Performance Management	54,326,443	48,927,790	5,987,123
Public Service Reforms	72,773,509	71,635,291	727,768
Sub-Total Programme	7,047,662,374	6,939,002,305	1,067,763,981

II. Programme 2: General Administration, Planning and Support Services

The objective of this programme is to enhance empowerment and participation of youth and other vulnerable groups in all aspects of national development. This programme was allocated **Kshs.458,356,129** representing **51.5%** of the budget. A total of **Kshs.454,390,110** was spent under the following sub programmes:

Programme	Approved Budget	Actual Payments	Variance
Human Resources and Support Services	424,984,987	423,055,104	(1,929,883)
Financial Management Services	32,264,595	30,358,539	(1,906,056)
Information Communications Services	1,106,547	976,467	(130,080)
Sub-Total Programme	458,356,129	454,390,110	(3,966,019)

MINISTRY OF PUBLIC SERVICE AND GENDER
STATE DEPARTMENT FOR PUBLIC SERVICE
Reports and Financial Statements
For the year ended June 30, 2021

Key Performance Highlights

Below is an overview of the financial performance for the year ended 30th June 2021 as reported in the detailed financial statements together with the commentary and comparative analysis against budget and prior year for the key items in the financial statements.

Actual Performance against Budget for Year to 30th June 2021

Financial Performance	2020-2021 Kshs	2019-2020 Kshs	Variance	% Change
TOTAL REVENUES	15,511,862,276	8,858,864,720	6,652,997,556	43%
TOTAL PAYMENTS	15,510,303,215	8,799,458,632	6,710,844,582	43%
SURPLUS/DEFICIT	1,559,061	59,406,088	(57,847,026)	-37%

Actual receipts by the State Department for Public Service stood at 43% below budget while actual payments were 43% above budget. This is attributable to under correction of AIA and underutilisation of budget allocation mostly in acquisition of assets use of goods and services and social security benefits.

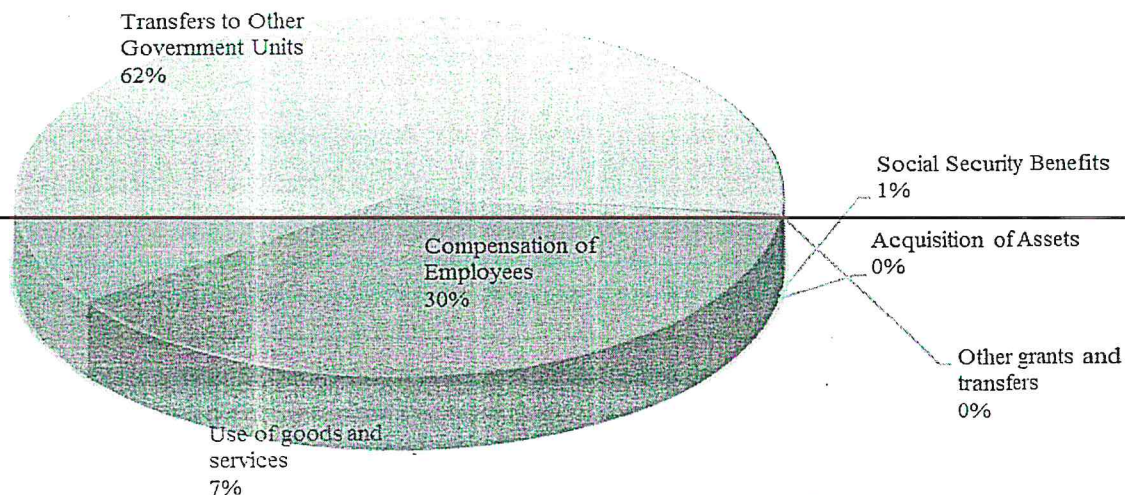
Budget Utilisation (Payments)

The State Department spent **Kshs.15,510,303,215** against an approved budget of **Kshs.15,622,929,303** representing absorption of **99.28%**. Utilisation of the budget was carried out through various activities (economic classifications) as shown in the chart below:

Summary Expenditure by Programme and Sub-Programme and Economic Classification
(KSh. Million)

	Approved Budget Allocation	Actual Payments	Variance
Compensation of Employees	4,675,381,744	4,668,613,033	6,768,711
Use of goods and services	1,196,059,719	1,123,199,815	72,859,904
Transfers to Other Government Units	9,564,770,005	9,564,492,424	277,581
Other grants and transfers	30,097,598	29,881,722	215,876
Social Security Benefits	133,812,500	105,051,440	28,761,060
Acquisition of Assets	22,807,737	19,064,780	3,742,957
Total Payments	15,622,929,303	15,510,303,215	112,626,088

Budget Utilisation as Per Economic Items



It is noted that 30% of the State Department's budget was utilized on compensation of employees while 7% was utilized on goods and services. Transfer to other Government Units and Social Security Benefits for 62% and 1% respectively whereas Acquisition of Assets, other grants and transfers utilized less than 1%

Receipts

The State Department's receipts mainly comprise of exchequer releases from the National Treasury, proceeds from sale of assets and other receipt sources.

The total receipts for FY 2020/2021 stood at Kshs.15.5 Million, representing 99% against the budget of Kshs.15.6Million.

Total Receipts Breakdown

Revenue/Expense Item	Original Budget	Adjustments	Final Budget	Actual on Comparable Basis	Budget Utilisation Difference	% of Utilisation Difference to Final Budget
	a	b	c=a+b	d	e=c-d	f=d/c %
RECEIPTS						
Exchequer releases	8,697,849,048	5,279,865,353	13,977,714,400	13,859,651,425	118,062,975	99%
Proceeds from Sales of Assets	52,390,021	869,254,882	921,644,903	928,640,852	(6,995,949)	101%
Other Receipts	361,785,000	361,785,000	723,570,000	723,570,000	-	100%
Total Receipts	9,112,024,068	6,510,905,235	15,622,929,303	15,511,862,277	111,067,027	99%

Achievements

The State Department achieved the following during the FY 2020/21:

1. Review of the contract for provision of Comprehensive Medical Insurance Scheme for Civil Servant and NYS staff has been done. Monitoring and evaluation of the scheme was finalized.
2. Post-Retirement Medical Insurance policy, guidelines and draft Trust Deed have been developed. Cabinet memo on Post-Retirement Medical Scheme for Civil Servants submitted to the National Development Technical Implementation Committee.
3. Number of customers served through Huduma platforms reached 9.5 million during the FY.
4. Huduma Kenya has on-boarded six (6) transactional services (KRA, NTSA, NRB, CRS, Service by Appointment, Track My Service and 78 informational services onto the Huduma E-services platform. Review and development of Huduma e-services front-end platforms and Business Process Re-engineering for the identified six (6) services done.
5. Government-owned Huduma Contact Centre established.
6. Post COVID-19 Policy Guidelines have been developed, conducted post COVID-19 counseling outreach programs for MCDAs to address mental health challenges and stigma associated with the virus, provided specialized counseling on need basis to public servants and undertook capacity building for 150 officers drawn from Ministries/Departments/Agencies on essential counseling skills.
7. The State Department placed the eligible 362 MDAs on Performance Contract for the FY 2020/21 as follows; 21 Ministries, Office of the Deputy President, Nairobi Metropolitan Services, State House and the State Law Office & Department of Justice; State Corporations; and Tertiary Institutions
8. Undertook performance evaluation for 366 MDAs for FY 2020/21 performance contracts comprising: 21 Ministries, State House and the Office of the Attorney General & Department of Justice; State Corporations; and 89 Tertiary Institutions.
9. Reviewed the Performance Contracting Guidelines. The 18th Cycle PC Guidelines were thereafter released to guide MDAs in drafting their Performance Contracts for FY 2021/2022.
10. Government Human Resource Information System (GHRIS) infrastructure Assessment concluded and report finalized. Development of prototypes for payroll, pension and leave management module finalized.
11. The State Department engaged 202 attaches and interns in various Divisions/Units/ Huduma Kenya Secretariat in the FY 2020/21

Implementation Challenges

The State Department in the implementation of the Financial Year 2020/2021 budget, policies, programmes and projects face several challenges. These include the below listed challenges:

1. Effective Implementation of capacity building initiative for the public service has been affected by austerity measures occasioned by COVID-19 Pandemic that led to reduced budget support for capacity building in the Public Service. This contributed to reduced training opportunities for the public service. Furthermore, the Pandemic led to postponement of training programmes by Development Partners due to containment measures put in place to alleviate the effects of the disease on human life.
2. The budget implementation was significantly affected by the Covid-19 pandemic that limited the activities of the State Department due to the imposition of restrictions on movement within the counties, cessation of international travel, banning of large meetings, introduction of working from home modalities amongst other measures instituted by the government to curb the spread of the disease.
3. The COVID-19 pandemic impacted negatively on performance and public service delivery as the government COVID-19 guidelines and protocols called for work re-arrangements which included working remotely, restrictions on physical meetings, movement and lockdowns. In addition, there was increased mental health and well-being challenges among public servants infected or affected by the pandemic leading to low productivity.
4. In the year under review, the State Department experienced understaffing of technical staff hence affecting the quality of service delivery to its stakeholders. The existing officers had to handle a higher workload thus affecting efficiency, effectiveness and also overstretched them in order to meet their performance targets. This may have a negative effect especially to the mental health of the officers.
5. Scattered and inadequate office space: This affected the efficiency in service delivery and quality supervision.
6. Lack of ICT infrastructure to host GPCIS, which is currently hosted on the Government Common Core Network, has resulted in frequent downtimes adversely affecting performance contracting processes by MDAs.

Recommendations and Way Forward

The State Department has a cordial working relationship with MDAs and counties, Parliament and Judiciary, Commission and Independent Officers. To improve on the performance in the Financial Year 2021/2022, the State Department will undertake the following measures based on the lessons learnt in the period under review.

- 1) The development/review of human resource policies and guidelines during FY 2020/2021 was adversely affected by budgetary constraints. The State Department requires provision of adequate budgetary allocation to finalize development/review of policies/guidelines and programmes that include designated hardship areas, post-retirement medical insurance scheme, internship and volunteer policy, Civil Servant Emeritus strategy, Payroll Management Policy for the public service and strengthening counseling services in the public service.
- 2) The State Department is in the process of developing guidelines for on-line training in the Public Service to mitigate the challenges posed by COVID-19 Pandemic to ensure that more Public Servants continue to access training for improved performance and service delivery.
- 3) The framework for engagement with Development Partners will be finalized to provide for strategic cooperation and partnership in training and capacity building for the Public Service. The Ministry is focusing on encouraging MDACs to adapt hybrid training to guarantee continued capacity building initiatives to ensure public servants develop their competencies in areas critical to the mandate of the institutions they work for in order to meet customer expectations in service delivery.
- 4) Institute a Legal framework to establish and govern the one-stop-shop service delivery model to ensure the enforcement of service delivery standards across the Huduma Service Delivery Channels



Prof. Margaret Kobia, Ph.D, MGH
Cabinet Secretary

STATEMENT OF PERFORMANCE AGAINST STATE DEPARTMENT FOR PUBLIC SERVICE'S PREDETERMINED OBJECTIVES

Introduction

Section 81 (2) (f) of the Public Finance Management Act, 2012 requires that, at the end of each financial year, the Accounting officer when preparing financial statements of each National Government entity in accordance with the standards and formats prescribed by the Public Sector Accounting Standards Board includes a statement of the National Government entity's performance against predetermined objectives.

The key development objectives of the State Department for Public Service as captured in Ministry's 2019/20 -2023/24 Strategic Plan are to:

- (a) Transform the Public Service for a responsive, citizen centered and quality service delivery
- (b) Strengthen capacity of National and County governments for efficient and effective delivery of State Department mandate and functions
- (c) Strengthen Human Resource Management and Development
- (d) Facilitate Career Planning and Succession Management
- (e) Harmonize, consolidate and integrate public service human resource information.

Progress on attainment of Strategic Development Objectives

For purposes of implementing and cascading the above development objectives to specific sectors, the objectives were captured as specific, measurable, achievable, realistic and time-bound (SMART) development outcomes. Attendant indicators were identified for reasons of tracking progress and performance measurement: The Table below captures the progress on attaining the stated objectives:

MINISTRY OF PUBLIC SERVICE AND GENDER
STATE DEPARTMENT FOR PUBLIC SERVICE
Reports and Financial Statements
For the year ended June 30, 2021

PROGRAMME PERFORMANCE BASED BUDGET (PBB)
Summary of the Programmes Key Outputs, Performance Indicators

Table 3.1

Programme	Delivery Unit	Key Outputs	Key Performance Indicators	Target	Achievement
STATE DEPARTMENT FOR PUBLIC SERVICE					
Programme 1: Public Service Transformation					
Programme Outcome: Transformed Public Service for quality, effective and efficient Service Delivery					
SP 1.1 Human Resource Management	HRM Policy	Medical Insurance Schemes reviewed, implemented, monitored and evaluated	No. of civil servants covered under the reviewed Medical Insurance Scheme	120,180	139,561
			No. of officers in CSG 3 and above	169	175
			No. of civil servants, and National Youth Service personnel covered under comprehensive group life cover, last expense, enhanced work injury benefits and group personal accidents	122,725	122,725
			Actuarial study Report on establishment of PRMIS	-	-
			No. of officers covered under Post-Retirement Medical Insurance Scheme (PRMIS)	-	-
		Human Resource Management Policies and Guidelines for Public Service	No. of policy documents developed /reviewed to implement HRM in MDACs	2	2

MINISTRY OF PUBLIC SERVICE AND GENDER
STATE DEPARTMENT FOR PUBLIC SERVICE
Reports and Financial Statements
For the year ended June 30, 2021

Programme	Delivery Unit	Key Outputs	Key Performance Indicators	Target 2020/21	Achievement 2020/21
SP 1.2 Human Resource Development	HRD	developed/ reviewed.	No. of HRM policies implemented, monitored and evaluated in MDACs	2	2
		Technical Assistance, coaching and Capacity Building to the MDACs / Public Service provided	No. of MDACs given technical assistance in HRM / capacity built	47	47
		Public Service Psychological Counselling Services in the Public Service strengthened	% Completion of Public Service Psychological Centre	-	0
			No. of public officers given psycho-social support/undergone wellness programmes	3,000	4,395
		Public Servants accessing training revolving fund (TRF) increased	No. of Public Servants accessing TRF	100	8
		Capacity Gaps Assessment and Review (CARPs) for the Public Service implemented	No. of Capacity Gaps Assessment in the Public Service	4	4
			No. of MDACs implementing skills Master Plan for scarce and high priority areas	-	-
		Human Resource Development (HRD) practices in counties implemented	No. of Counties supported in developing their Capacities in HRD	25	17
		Training and Capacity Development programmes enhanced	No. of civil servants trained through GoK Funds	150	115
			No. of public servants trained under development partner programme	200	109

**MINISTRY OF PUBLIC SERVICE AND GENDER
STATE DEPARTMENT FOR PUBLIC SERVICE**
Reports and Financial Statements
For the year ended June 30, 2021

Programme	Delivery Unit	Key Outputs	Key Performance Indicators	Target 2020/21	Achievement 2020/21
			No. of training programmes implemented	25	6
			No. of capacity Development Frameworks/Guidelines for the public service Developed/reviewed	N/A	N/A
			No. of Monitoring and evaluation conducted for the Frameworks/Guidelines developed/reviewed	-	-
			No. of new books stocked in the library	1500	-
			No of Local and Foreign Capacity building Programmes evaluated	4	4
			No. of young officers trained, developed and mentored for leadership	-	-
			No. of new MDACs implementing Competency Framework	10	4
			Knowledge Management Strategy for the Public Service	-	-
			No. of MDACs implementing Knowledge Management Strategy	-	-
			No. of additional in-service trainings programmes reviewed/ implemented	10	11
			No. of officers sponsored for In-service training	150	92

MINISTRY OF PUBLIC SERVICE AND GENDER
STATE DEPARTMENT FOR PUBLIC SERVICE
Reports and Financial Statements
For the year ended June 30, 2021

Programme	Delivery Unit	Key Outputs	Key Performance Indicators	Target 2020/21	Achievement 2020/21
	KSG	National Capacity Building Framework (NCBF) for public service implemented	No. of Participants from National Government certified	19,000	13,247
			No. of Participants from county Governments trained and certified	6,000	3,260
		Career Development framework developed	Career Framework	-	-
SP.1.3 Management Consultancy Services	Management Consultancy Services	Career Guidelines reviewed/ developed in the Public Service	No. of Career Guidelines reviewed/developed	-	-
		Consultancy services on organizational restructuring and workload analysis offered	No. of public service institutions advised	15	21
		Upgraded Government Human Resource Information System (GHRIS) infrastructure.	Installation and commissioning of GHRIS infrastructure	-	-
			Continuous upgrade of GHRIS (%)	-	-
			No. of cumulative MDCAs uploaded in the GHRIS Data Warehouse	N/A	N/A
		GHRIS software (modules) in the Public Service upgraded	No. of GHRIS functionalities upgraded	-	3

MINISTRY OF PUBLIC SERVICE AND GENDER
STATE DEPARTMENT FOR PUBLIC SERVICE
Reports and Financial Statements
For the year ended June 30, 2021

Programme	Delivery Unit	Key Outputs	Key Performance Indicators	Target 2020/21	Achievement 2020/21
SP 1.4 Huduma Kenya	Huduma Kenya Secretariat	Cumulative IPPD system sites installed	No. cumulative sites installed in IPPD System	236	238
		Officers on IPPD, Unified Payroll Number Generating (UPN) and GHRIS trained	No. of officers trained on IPPD, UPN/GHRIS	560	91
		MDACs Payroll Audited	No. of payrolls audited	40	0
		Service delivery through innovations improved	No of operational innovations evaluated and are in use in the public service	80	15
			No of MDACs whose capacity has been built on innovations	N/A	N/A
		Quality, accessible, dignified, and convenient public services provided to customers	No. of customers (M) served annually in Huduma centres and Huduma Mashinani	9.5	9.5
			No. of customer (M) service requests addressed through the contact centre	9.5	5.6
			No. of additional Services Introduced to Huduma Channels	10	10
		Huduma Kenya integrated service delivery channels developed,	% of Security information management system installed and maintained	N/A	N/A
			No. of new Huduma centres constructed	0	0

MINISTRY OF PUBLIC SERVICE AND GENDER
STATE DEPARTMENT FOR PUBLIC SERVICE
Reports and Financial Statements
For the year ended June 30, 2021

Programme	Delivery Unit	Key Outputs	Key Performance Indicators	Target 2020/21	Achievement 2020/21
		operationalized, supported, and maintained	No of Huduma Centres relocated	N/A	N/A
			No. of Huduma Centres rehabilitated	5	0
			No. of Huduma Mashinani outreaches conducted	120	33
			% Level of upgrade of contact centre	100	60
			% Upgrade of Huduma Kenya ICT infrastructure and systems	N/A	N/A
		Partnerships, collaborations and linkages for Huduma Kenya established and sustained	No. of MDACs with services deployed on Service Delivery Channels	40	66
			No. of MDACs sensitized on the PC Service Delivery Indicators	-	-
		Institutional capacity transformation for the public service strengthened	No. of MDAC's staff in Huduma Centres trained on service excellence and Huduma standards	1,500	109
		Policy and legislation framework for Huduma Kenya Service Delivery Programme developed	One-Stop-Shop Government Policy	-	-
			One-Stop-Shop Government Bill	-	-
			% Revenue Generation Policy developed	N/A	N/A

**MINISTRY OF PUBLIC SERVICE AND GENDER
STATE DEPARTMENT FOR PUBLIC SERVICE**
Reports and Financial Statements
For the year ended June 30, 2021

Programme	Delivery Unit	Key Outputs	Key Performance Indicators	Target 2020/21	Achievement 2020/21
SP 1.5 Public Service Reforms		Research and Innovations for Huduma Kenya integrated service delivery platforms enhanced	No. of research on Huduma Kenya platforms	-	-
			No. of new service delivery innovations	1	2
	PSTD	Business Process Reengineering (BPR) in MDACs institutionalized	No. of MDACs supported in BPR institutionalization	30	27
			No. of processes reengineered	N/A	N/A
			No of RRI undertaken	30	32
			No of MDAC supported in RBM	60	32
			No of MDACs supported o implement Sector Specific Transformational Plans	N/A	N/A
SP 1.6 Performance Management	PSPMMU	The Public Service Emeritus Strategy implemented	No of Public service Emeriti accredited	N/A	N/A
		Platform for Knowledge Sharing and Transfer Established	Knowledge sharing and transfer platform	N/A	N/A
		Performance contracting (PC) Guideline reviewed	Reviewed PC Guideline	1	1
		MDAs' targets and functions aligned	No. of MDAs' PCs vetted	387	352
		MDAs' performance evaluated	No. of MDAs' performance evaluated	387	366

MINISTRY OF PUBLIC SERVICE AND GENDER
STATE DEPARTMENT FOR PUBLIC SERVICE
Reports and Financial Statements
For the year ended June 30, 2021

Programme	Delivery Unit	Key Outputs	Key Performance Indicators		Target 2020/21	Achievement 2020/21
		Mid-year performance for Ministries reviewed	No. of Ministries whose Mid-year performance is review.		24	24
		National Performance Management Policy developed, legislated and rolled out	% Completion of the National Performance Management Policy		100	100
			Legislation and roll-out of the Kenya Integrated Performance Management Policy (%)		-	-
		Capacity building on Performance management to MDAs undertaken	No. of MDAs trained on Performance Management		86	60
		Performance Contracting Processes Automated	Level of automation of the PC processes (%)		70	61.25
Programme 2: General Administration and Support Services						
SP 2.1 Human Resource and Support Services	Administration	Administrative and Human Resource Services improved	Work environment and Employee satisfaction survey		1	1
			Training Needs Assessment		-	-
			Human Resource Plan Review and implementation of recommendations		3	2
					1	-
		Draft Career Guideline for cadres Managed by State Department for Public Service		-	-	-

MINISTRY OF PUBLIC SERVICE AND GENDER
STATE DEPARTMENT FOR PUBLIC SERVICE
Reports and Financial Statements
For the year ended June 30, 2021

Programme	Delivery Unit	Key Outputs	Key Performance Indicators	Target 2020/21	Achievement 2020/21
			Acquisition and partitioning of Office space (%)	-	-
	Central Planning and Project Monitoring Unit	Evidence based planning and decision making	No. of reports	5	5
SP 2.2 Financial Management Services	Finance	Funds allocated utilized efficiently	Absorption rate (%)	100	95.9
SP 2.3 Information Communication Services	ICT	Service delivery-enhanced through Information and Communication Technology	No. of automated key business and management processes	2	2
Programme 3: National Youth Service					
SP 3.1 Paramilitary Training and National Service	Paramilitary Training and National Service	Youth recruited and trained in paramilitary skills	No. of youth recruited	10,000	15,546
			No. of youth trained	10,000	7,811
		Servicemen/women (SM/W) engaged in National Service	No. of SM/W deployed to National Service	11,396	18,875
		Food production increased	Tonnes of food produced	2,700	1,661
		Cotton production increased	Tonnes of cotton produced	120	25.71
		Disasters and emergencies Responded Rapidly	% of Disaster and Emergency Responses	100%	100%

MINISTRY OF PUBLIC SERVICE AND GENDER
STATE DEPARTMENT FOR PUBLIC SERVICE
Reports and Financial Statements
For the year ended June 30, 2021

Programme	Delivery Unit	Key Outputs	Key Performance Indicators	Target 2020/21	Achievement 2020/21
SP3.2 Technical and Vocational Training	Technical and Vocational Training	Technical and Vocational skills to youth imparted	No. of SM/W enrolled in Technical and vocational training	25,001	21,364
		SM/W talent identified and developed	No. of SM/W trained in specialised skills	50,920	39,524
		SM/W placed on jobs	No. of Youth whose talents are identified and developed	1,500	1,800
		Commercial and Enterprise Activities established	No. of Youth Placed in jobs	250	1,384
SP3.3 Corporate Services (General Administration)	Administration		Revenue generated (KSh. M)	1,523.06	983.5
			No. of Youth Trained	200	164

CORPORATE SOCIAL RESPONSIBILITY STATEMENT/SUSTAINABILITY REPORTING

The Ministry of Public Service and Gender through the State Department for Public Service is committed to facilitate efficient and effective delivery of public services to all citizens. The aim is to have a *Citizen-focused and results-oriented public service*.

The State Department for Public Service, being an enabler to the realization of the global, regional and national development agenda as espoused in the Sustainable Development Goals, Agenda 2063 for Africa and the Kenya Vision 2030 with its successive Medium-Term Plan that currently incorporates the Big Four Initiatives is guided by the following strategic intentions:

- (i) Enhance capacity of the Public Service Human Capital;
- (ii) Strengthen the public service through policy, legal and institutional reforms;
- (iii) Enhance ICT Integration in Public Service delivery; and
- (iv) Re-engineer Performance Management.

Below is a brief highlight of our achievements in each pillar

1. Sustainability strategy and profile

The State Department is working in collaboration with Salaries and Remuneration Commission, Public Service Commission amongst other identified key players to address the resolutions on “Transforming Kenya’s Economy through a Fiscally Sustainable Public Wage Bill” which focuses on seven key drivers namely; Productivity, Remuneration and Benefits Policy, Performance Management, Labour Relations, Optimization of the Public Service, Public Sector Pension Liability and Work Ethic. Further, the State Department will continue to develop and submit proposal on identified/emerging thematic areas (including climate change) to Development Partners in order to support training and capacity building in the public sector.

2. Employee welfare:

The State Department is guided by:

- a) Human Resource Plan - It guides in planning of Human resources by giving data of existing personnel (whether over/under staffed). It also gives a projection of exits in the near future which is critical in recruitment and filling of vacancies.
- b) Human Resources Policy and Procedures Manual, 2016 section B.5 guides recruitment process and consideration for Kenya’s diverse communities and equal opportunities based on gender, youth, persons with disability and minority.
- c) Delegation Instrument (July, 2018) – It outlines recruitment process of vacancies under delegated authority.

In an effort to improve skills, manage careers, appraisals and rewards systems, the State Department, undertakes the following.....

- Capacity building (training and development)
 - Recommend and implement succession management
 - Rewards exemplary performance on recommendation by the Performance Management Committee
 - Maintains and updates a skill inventory periodically
-

The State Department has an active safety and security committee that ensures there is compliance with Occupational Safety and Health Act of 2007, (OSHA).

3. Market place practices

The State Department is guided by a Citizens' Service Delivery Charter that clearly outlines the services rendered, user requirements and realistic timelines. There is an active Public Complaints Committee that ensure conformity with the commitments and standards in the charter. Further the Committees ensures that all complaints from both internal and external customers if any are resolved by maintaining quarterly records on service delivery. There is also an operational Corruption Prevention Committee guided by the Ethics and Anti-Corruption Commission Act No. 22 of 2011 and the Leadership and Integrity Act of 2012.

4. Community Engagements

The State Department has a Counselling Unit that offers counselling services to public servants. In addition, counselling officers have been attached to various Ministries and some Counties to mainstream counselling services. The State Department also supports the community by providing psychosocial support to victims of natural disasters, vulnerable groups by donating food stuff and other necessities. For example, the SDPS spearheaded an outreach programme to Kwetu Children's home. In total, 4,395 public officers that includes over 180 mental health champions in Ministries, Departments, Counties and Agencies have benefited from psychosocial support programmes through guidance, counselling, wellness programmes and training. Further, the State Department has established a counselling helpline to address some emerging mental health challenges aggravated by the COVID - 19 pandemic.

STATEMENT OF STATE DEPARTMENT FOR PUBLIC SERVICE MANAGEMENT RESPONSIBILITIES.

Section 81 (1) of the Public Finance Management Act, 2013 requires that, at the end of each financial year, the accounting officer for a National Government Entity shall prepare financial statements in respect of that entity. Section 81 (3) requires the financial statements so prepared to be in a form that complies with relevant accounting standards as prescribed the Public Sector Accounting Standards Board of Kenya from time to time.

The Accounting Officer in charge of the State Department for Public Service is responsible for the preparation and presentation of the State Department for Public Service financial statements, which give a true and fair view of the state of affairs of the State Department for Public Service for and as at the end of the financial year (period) ended on June 30, 2021. This responsibility includes: (i) maintaining adequate financial management arrangements and ensuring that these continue to be effective throughout the reporting period; (ii) maintaining proper accounting records, which disclose with reasonable accuracy at any time the financial position of the entity; (iii) designing, implementing and maintaining internal controls relevant to the preparation and fair presentation of the financial statements, and ensuring that they are free from material misstatements, whether due to error or fraud; (iv) safeguarding the assets of the State Department for Public Service; (v) selecting and applying appropriate accounting policies; and (vi) making accounting estimates that are reasonable in the circumstances.

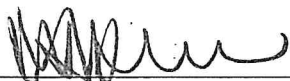
The Accounting Officer in charge of the State Department for Public Service accepts responsibility for the State Department for Public Service financial statements, which have been prepared on the Cash Basis Method of Financial Reporting, using appropriate accounting policies in accordance with International Public Sector Accounting Standards (IPSAS). The Accounting Officer is of the opinion that the State department for Public Service financial statements give a true and fair view of the state of State department's transactions during the financial year ended June 30, 2021, and of the State Department for Public Service financial position as at that date. The Accounting Officer charge of the State Department for Public Service further confirms the completeness of the accounting records maintained for the State department for Public Service, which have been relied upon in the preparation of the State Department for Public Service financial statements as well as the adequacy of the systems of internal financial control.

The Accounting Officer in charge of the State Department for Public Service confirms that the State Department has complied fully with applicable Government Regulations and the terms of external financing covenants (where applicable), and that the State Department's funds received during the year under audit were used for the eligible purposes for which they were intended and were properly accounted for. Further the Accounting Officer confirms that the State Department's financial statements have been prepared in a form that complies with relevant accounting standards prescribed by the Public Sector Accounting Standards Board of Kenya.

MINISTRY OF PUBLIC SERVICE AND GENDER
STATE DEPARTMENT FOR PUBLIC SERVICE
Reports and Financial Statements
For the year ended June 30, 2021

Approval of the Financial Statements

The State Department for Public Service financial statements were approved and signed by the Accounting Officer on 29/9 / 2021.



Principal Secretary

Name: Mary W. Kimonye (Mrs), MBS



Deputy Accountant General

Name: Peter Kabebe

ICPAK Member Number: 3845

REPUBLIC OF KENYA

Telephone: +254-(20) 3214000
E-mail: info@oagkenya.go.ke
Website: www.oagkenya.go.ke



HEADQUARTERS
Anniversary Towers
Monrovia Street
P.O. Box 30084-00100
NAIROBI

REPORT OF THE AUDITOR-GENERAL ON STATE DEPARTMENT FOR PUBLIC SERVICE FOR THE YEAR ENDED 30 JUNE, 2021

PREAMBLE

I draw your attention to the contents of my report which is in three parts:

- A. Report on the Financial Statements that considers whether the financial statements are fairly presented in accordance with the applicable financial reporting framework, accounting standards and the relevant laws and regulations that have a direct effect on the financial statements.
- B. Report on Lawfulness and Effectiveness in Use of Public Resources which considers compliance with applicable laws, regulations, policies, gazette notices, circulars, guidelines and manuals and whether public resources are applied in a prudent, efficient, economic, transparent and accountable manner to ensure Government achieves value for money and that such funds are applied for intended purpose.
- C. Report on Effectiveness of Internal Controls, Risk Management and Governance which considers how the entity has instituted checks and balances to guide internal operations. This responds to the effectiveness of the governance structure, the risk management environment, and the internal controls developed and implemented by those charged with governance for orderly, efficient and effective operations of the entity.

An unmodified opinion does not necessarily mean that an entity has complied with all relevant laws and regulations, and that its internal controls, risk management and governance systems are properly designed and were working effectively in the financial year under review.

The three parts of the report are aimed at addressing the statutory roles and responsibilities of the Auditor-General as provided by Article 229 of the Constitution, the Public Finance Management Act, 2012 and the Public Audit Act, 2015. The three parts of the report, when read together constitute the report of the Auditor-General.

REPORT ON THE FINANCIAL STATEMENTS

Qualified Opinion

I have audited the accompanying financial statements of State Department for Public Service set out on pages 19 to 38, which comprise of the statement of assets and liabilities as at 30 June, 2021, and the statement of receipts and payments, statement of cash flows

and the summary statement of appropriation - recurrent and development combined for the year then ended, and a summary of significant accounting policies and other explanatory information in accordance with the provisions of Article 229 of the Constitution of Kenya and Section 35 of the Public Audit Act, 2015. I have obtained all the information and explanations which, to the best of my knowledge and belief, were necessary for the purpose of the audit.

In my opinion, except for the effects of the matter described in the Basis for Qualified Opinion section of my report, the financial statements present fairly, in all material respects, the financial position of the State Department for Public Service as at 30 June, 2021, and of its financial performance and its cash flows for the year then ended, in accordance with the International Public Sector Accounting Standards (Cash Basis) and comply with the Public Finance Management Act, 2012

Basis for Qualified Opinion

1. Unsupported Adjustments

The statement of receipts and payments reflects payments totalling to Kshs.15,510,303,215. However, a review of the general ledgers for the expenditure revealed several adjustments and corrections totalling to Kshs.45,634,075 in respect to twelve (12) expenditure items. However, Management did not provide supporting documents and journal vouchers. Details were as follows:

No.	Item Description	Total Adjustment (Kshs)
1.	Other operating Expenses	7,514,030
2.	Specialized Materials and Services	783,871
3.	Foreign Travel and Subsistence	1,586,623
4.	Domestic Travel and Subsistence	1,007,500
5.	Hospitality Supplies and Services	1,090,600
6.	Utility Supplies and Services	1,532,000
7.	Communication supplies and Services	8,020,810
8.	Training Expenses	4,475,600
9.	Routine Maintenance-other Assets	10,050,100
10.	Fuel, oil and Lubricants	212,212
11.	Social Security Benefits	8,174,106
12.	Office and General Supplies.	1,186,623
	Total	45,634,075

In the circumstances, the accuracy and completeness of the reported expenditure balance of Kshs.15,510,303,215 for the year ended 30 June, 2021 could not be confirmed.

2. Use of Goods and Services

The statement of receipts and payments reflects an expenditure of Kshs.1,123,199,815 under use of goods and services which, as disclosed in Note 5 to the financial statements, includes other operating expenses amounting to Kshs.372,146,786. The following unsatisfactory matters were noted:

2.1 Unsupported Supply of Milk

Included in other operating expenses is an amount of Kshs.1,658,475 made to a supplier for supply and delivery of milk to various Huduma Centres across the country. However, the counter receipt voucher dated 30 October, 2020 showed that the milk was taken on charge approximately twenty-five days (25) after delivery was done. Further, the Management did not provide a certificate by the Inspection and Acceptance Committee to authenticate receipt of the milk. This is contrary to Section 48 of the Public Procurement and Asset Disposal Act, 2015 which requires immediate inspection of goods after the delivery.

Consequently, the accuracy and validity of the expenditure of Kshs.1,658,475 spent on purchase of milk could not be confirmed.

2.2 Unsupported Payments on Cleaning Service

The other operating expenses also includes an amount of Kshs.14,088,300 that was paid to a firm for cleaning services in seven (7) Huduma centres in Nairobi and Mombasa during the year under review. Review of records revealed that the rate payable for the floor area was Kshs.39.50 and Kshs.15 per square foot for Huduma Centres in Nairobi and Mombasa respectively. However, the floor area measurements estimated total of 49,181 and 7,534 square feet in Nairobi and Mombasa respectively, were not supported with inspection and valuation reports from the State Department of Lands, Housing and Urban Development.

Further, a proposed lease report dated 30 July, 2020, by private valuer contracted by the premises owner, the Postal Corporation of Kenya to the State Department for leasing of premises at General Post Office, Mombasa revealed that the Huduma centre occupies a floor area measuring about seven thousand two hundred and fifteen (7,215) square feet, which differed with the initial information contained in framework agreement between the State Department and the service provider which estimated the floor area to be seven thousand five hundred and thirty four (7,534) square feet. This therefore indicates an exaggerated floor area by three hundred and nineteen (319) square feet.

Consequently, the accuracy and validity for the expenditure of Kshs.14,088,300 on cleaning services in Huduma centres could not be confirmed.

The audit was conducted in accordance with International Standards of Supreme Audit Institutions (ISSAIs). I am independent of the State Department for Public Service Management in accordance with ISSAI 130 on Code of Ethics. I have fulfilled other ethical responsibilities in accordance with the ISSAI and in accordance with other ethical requirements applicable to performing audits of financial statements in Kenya. I believe that the audit evidence I have obtained is sufficient and appropriate to provide a basis for my qualified opinion.

Key Audit Matters

Key audit matters are those matters that, in my professional judgment, are of most significance in the audit of the financial statements. There were no key audit matters to report in the year under review.

Other Matter

1. Pending Bills

As disclosed under Annex 2 to the financial statements, the State Department for Public Service had pending bills totalling to Kshs.231,416,395 as at 30 June, 2021. However, Management has not provided reasons for non-payment of the bills.

Further, failure to settle bills during the year to which they relate distorts the financial statements and adversely affects the budgetary provisions for the subsequent year as they form a first charge.

2. Unresolved Prior Year Matters

In the audit report of the previous year, several issues were raised. However, the Management has not resolved the issues or given satisfactory explanation for failure to adhere to the provisions of the Public Sector Accounting Standards Board templates and The National Treasury and Planning Circular for the year ended 30 June, 2021.

3. Delay in Exchequer Releases

Review of records in relation to Exchequer releases revealed that the State Department received Kshs.3,693,709,571 Exchequer releases from The National Treasury in the months of June and July 2021 as detailed below:

Date Funds Released by The National Treasury	Vote	Amount Received (Kshs)
3 June, 2021	Recurrent	72,328,735
4 June, 2021	Recurrent	1,000,000,000
25 June, 2021	Recurrent	65,983,761
29 June, 2021	Recurrent	150,469,967
1 July, 2021	Recurrent	1,129,864,077
2 July, 2021	Recurrent	158,000,000
6 July, 2021	Recurrent	199,508,631
2 July, 2021	Development	917,000,000
6 July, 2021	Development	554,400
Total		3,693,709,571

Delay in release of Exchequer may have negatively affected timely implementation of the programmes of the State Department and provision of services to the public.

REPORT ON LAWFULNESS AND EFFECTIVENESS IN USE OF PUBLIC RESOURCES

Conclusion

As required by Article 229(6) of the Constitution, based on the audit procedures performed, except for the matters described in the Basis for Conclusion on Lawfulness

and Effectiveness in Use of Public Resources section of my report, I confirm that, nothing else has come to my attention to cause me to believe that public resources have not been applied lawfully and in an effective way.

Basis for Conclusion

1. Irregular Advance Payment for Supply of Uniform

The Management made an advance payment amounting to Kshs.11,330,000 to a cloth manufacturing firm being fifty percent (50%) of the contract sum for the supply and delivery of branded shirts and blouses. This was contrary to Section 147 of the Public Procurement and Asset Disposal Act, 2015 which states that under exceptional circumstances, advance payment may be granted and shall not exceed twenty per cent (20%) of the price of the tender.

Consequently, the Management was in breach of the law.

2. Non-compliance with Cleaning Services Contract

Review of records revealed that the Management signed framework agreements on 16 October, 2017 with seven (7) firms for provision of comprehensive cleaning services at Huduma Centres across the country. Among the key contractual terms agreed upon is a condition that payment to be made within thirty (30) days upon submission of invoice and appropriate reports to Huduma Kenya Secretariat. However, analysis of the payments totalling to Kshs.151,086,131 for provision of cleaning services revealed delayed payments for a period of up to 16 months contrary to Clause 6 of the special conditions to the Contract.

In the circumstances, the Management was breach of contract and risks of incurring penalties or interests.

The audit was conducted in accordance with ISSAI 4000. The standard requires that I comply with ethical requirements and plan and perform the audit to obtain assurance about whether the activities, financial transactions and information reflected in the financial statements are in compliance, in all material respects, with the authorities that govern them. I believe that the audit evidence I have obtained is sufficient and appropriate to provide a basis for my conclusion.

REPORT ON EFFECTIVENESS OF INTERNAL CONTROLS, RISK MANAGEMENT AND GOVERNANCE

Conclusion

As required by Section 7(1)(a) of the Public Audit Act, 2015, based on the audit procedures performed, I confirm that nothing has come to my attention to cause me to believe that internal controls, risk management and overall governance were not effective.

Basis for Conclusion

The audit was conducted in accordance with ISSAI 2315 and ISSAI 2330. The standards require that I plan and perform the audit to obtain assurance about whether effective

processes and systems of internal control, risk management and overall governance were operating effectively, in all material respects. I believe that the audit evidence I have obtained is sufficient and appropriate to provide a basis for my conclusion.

Responsibilities of Management and those Charged with Governance

Management is responsible for the preparation and fair presentation of these financial statements in accordance with International Public Sector Accounting Standards (Cash Basis) and for maintaining effective internal control as Management determines is necessary to enable the preparation of financial statements that are free from material misstatement, whether due to fraud or error and for its assessment of the effectiveness of internal control, risk management and overall governance.

In preparing the financial statements, Management is responsible for assessing the State Department's ability to continue to sustain its services, disclosing, as applicable, matters related to sustainability of services and using the applicable basis of accounting unless Management is aware of the intention to terminate the State Department or to cease operations.

Management is also responsible for the submission of the financial statements to the Auditor-General in accordance with the provisions of Section 47 of the Public Audit Act, 2015.

In addition to the responsibility for the preparation and presentation of the financial statements described above, Management is also responsible for ensuring that the activities, financial transactions and information reflected in the financial statements are in compliance with the authorities which govern them, and that public resources are applied in an effective way.

Those charged with governance are responsible for overseeing the State Department's financial reporting process, reviewing the effectiveness of how Management monitors compliance with relevant legislative and regulatory requirements, ensuring that effective processes and systems are in place to address key roles and responsibilities in relation to overall governance and risk management, and ensuring the adequacy and effectiveness of the control environment.

Auditor-General's Responsibilities for the Audit

The audit objectives are to obtain reasonable assurance about whether the financial statements as a whole are free from material misstatement, whether due to fraud or error, and to issue an auditor's report that includes my opinion in accordance with the provisions of Section 48 of the Public Audit Act, 2015 and submit the audit report in compliance with Article 229(7) of the Constitution. Reasonable assurance is a high level of assurance, but is not a guarantee that an audit conducted in accordance with ISSAIs will always detect a material misstatement and weakness when it exists. Misstatements can arise from fraud or error and are considered material if, individually or in the aggregate, they could reasonably be expected to influence the economic decisions of users taken on the basis of these financial statements.

In addition to the audit of the financial statements, a compliance audit is planned and performed to express a conclusion about whether, in all material respects, the activities, financial transactions and information reflected in the financial statements are in compliance with the authorities that govern them and that public resources are applied in an effective way, in accordance with the provisions of Article 229(6) of the Constitution and submit the audit report in compliance with Article 229(7) of the Constitution.

Further, in planning and performing the audit of the financial statements and audit of compliance, I consider internal control in order to give an assurance on the effectiveness of internal controls, risk management and overall governance processes and systems in accordance with the provisions of Section 7(1)(a) of the Public Audit Act, 2015 and submit the audit report in compliance with Article 229(7) of the Constitution. My consideration of the internal control would not necessarily disclose all matters in the internal control that might be material weaknesses under the ISSAIs. A material weakness is a condition in which the design or operation of one or more of the internal control components does not reduce to a relatively low level the risk that misstatements caused by error or fraud in amounts that would be material in relation to the financial statements being audited may occur and not be detected within a timely period by employees in the normal course of performing their assigned functions.

Because of its inherent limitations, internal control may not prevent or detect misstatements and instances of non-compliance. Also, projections of any evaluation of effectiveness to future periods are subject to the risk that controls may become inadequate because of changes in conditions, or that the degree of compliance with the policies and procedures may deteriorate.

As part of an audit conducted in accordance with ISSAIs, I exercise professional judgement and maintain professional skepticism throughout the audit. I also:

- Identify and assess the risks of material misstatement of the financial statements, whether due to fraud or error, design and perform audit procedures responsive to those risks, and obtain audit evidence that is sufficient and appropriate to provide a basis for my opinion. The risk of not detecting a material misstatement resulting from fraud is higher than for one resulting from error, as fraud may involve collusion, forgery, intentional omissions, misrepresentations, or the override of internal control.
- Evaluate the appropriateness of accounting policies used and the reasonableness of accounting estimates and related disclosures made by the Management.
- Conclude on the appropriateness of the Management's use of the applicable basis of accounting and, based on the audit evidence obtained, whether a material uncertainty exists related to events or conditions that may cast significant doubt on the State Department's ability to continue to sustain its services. If I conclude that a material uncertainty exists, I am required to draw attention in the auditor's report to the related disclosures in the financial statements or, if such disclosures are inadequate, to modify my opinion. My conclusions are based on the audit evidence obtained up to the date of my audit report. However, future events or conditions may cause the State Department to cease to continue to sustain its services.

- Evaluate the overall presentation, structure and content of the financial statements, including the disclosures, and whether the financial statements represent the underlying transactions and events in a manner that achieves fair presentation.
- Obtain sufficient appropriate audit evidence regarding the financial information and business activities of the State Department to express an opinion on the financial statements.
- Perform such other procedures as I consider necessary in the circumstances.

I communicate with the Management regarding, among other matters, the planned scope and timing of the audit and significant audit findings, including any significant deficiencies in internal control that are identified during the audit.

I also provide Management with a statement that I have complied with relevant ethical requirements regarding independence, and to communicate with them all relationships and other matters that may reasonably be thought to bear on my independence, and where applicable, related safeguards.


CPA Nancy Gathungu, CBS
AUDITOR-GENERAL


Nairobi


14 April, 2022

STATEMENT OF RECEIPTS AND PAYMENTS FOR THE YEAR ENDED 30TH JUNE 2021

	Note	2020- 2021 Kshs	2019-2020 Kshs
RECEIPTS			
Transfers from National Treasury	1	13,859,651,425	7,113,154,665
Proceeds from Sales of Assets	2	928,640,852	1,745,710,055
Other Receipts	3	723,570,000	-
TOTAL REVENUES		15,511,862,276	8,858,864,720
PAYMENTS			
Compensation of Employees	4	4,668,613,033	4,608,337,138
Use of goods and services	5	1,123,199,815	1,368,561,573
Transfers to Other Government Units	6	9,564,492,424	2,596,871,635
Other grants and transfers	7	29,881,722	26,271,925
Social Security Benefits	8	105,051,440	47,963,058
Acquisition of Assets	9	19,064,780	151,453,303
TOTAL PAYMENTS		15,510,303,215	8,799,458,632
SURPLUS/DEFICIT		1,559,061	59,406,088

The accounting policies and explanatory notes to these financial statements form an integral part of the financial statements. The State Department for Public Service financial statements were approved on 29/9/ 2021 and signed by:



Principal Secretary
Name: Mary W. Kimonye (Mrs), MBS



Deputy Accountant General
Name: Peter Kabebe
ICPAK Member Number: 3845

STATEMENT OF ASSETS AND LIABILITIES AS AT 30TH JUNE 2021

	Note	2020- 2021 Kshs	2019-2020 Kshs
FINANCIAL ASSETS			
Cash and Cash Equivalents			
Bank Balances	10A	16,625,673	132,024,750
Cash Balances	10B	548,080	2,711
Total Cash And Cash Equivalents		17,173,753	132,027,461
Accounts Receivables - Outstanding Imprest and Clearence Accounts	11	-	-
TOTAL FINANCIAL ASSETS		17,173,753	132,027,461
LESS: FINANCIAL LIABILITIES			
Accounts Payables - Deposits	12	15,614,693	71,623,040
NET FINANCIAL ASSETS		1,559,060	60,404,421
REPRESENTED BY			
Fund balance b/fwd	13	60,404,421	998,333
Prior year adjustments	14	(60,404,422)	-
Surplus/Defict for the year		1,559,061	59,406,088
NET FINANCIAL POSSITION		1,559,060	60,404,421

The accounting policies and explanatory notes to these financial statements form an integral part of the financial statements. The State Department for Public Service financial statements were approved on 29/9/2021 and signed by:



Principal Secretary
Name: Mary W. Kimonye (Mrs), MBS



Deputy Accountant General
Name: Peter Kabebe
ICPAK Member Number: 3845

STATEMENT OF CASH FLOWS FOR THE YEAR ENDED 30TH JUNE 2021

	Note	2020- 2021 Kshs	2019-2020 Kshs
CASH FLOW FROM OPERATING ACTIVITIES			
Receipts for operating income			
Transfers from National Treasury	1	13,859,651,425	7,113,154,665
Other Receipts	3	723,570,000	-
		14,583,221,425	7,113,154,665
Payments for operating expenses			
Compensation of Employees	4	4,668,613,033	4,608,337,138
Use of goods and services	5	1,123,199,815	1,368,561,573
Transfers to Other Government Units	6	9,564,492,424	2,596,871,635
Other grants and transfers	7	29,881,722	26,271,925
Social Security Benefits	8	105,051,440	47,963,058
		15,491,238,435	8,648,005,329
Adjusted for:			
Prior Year Adjustments	14	(60,404,422)	-
Decrease/(Increase) in Accounts receivable: (outstanding imprest)	15	-	197,600
Increase/(Decrease) in Accounts Payable: (deposits and retention)	16	(56,008,347)	(26,908,229)
		(1,024,429,778)	(1,561,561,293)
CASHFLOW FROM INVESTING ACTIVITIES			
Acquisition of Assets	8	(19,064,780)	(151,453,303)
Net cash flows from Investing Activities		(19,064,780)	(151,453,303)
CASHFLOW FROM BORROWING ACTIVITIES			
Proceeds from Sales of Assets	2	928,640,852	1,745,710,055
Net cash flow from financing activities		928,640,852	1,745,710,055
NET INCREASE IN CASH AND CASH EQUIVALENT		(114,853,707)	32,695,459
Cash and cash equivalent at BEGINNING of the year		132,027,461	99,332,002
Cash and cash equivalent at END of the year		17,173,754	132,027,461

The accounting policies and explanatory notes to these financial statements form an integral part of the financial statements. The State Department for Public Service financial statements were approved on 29/9/2021 and signed by:


Principal Secretary
Name: Mary W. Kimonye (Mrs), MBS


Deputy Accountant General
Name: Peter Kabebe
ICPAK Member Number: 3845


MINISTRY OF PUBLIC SERVICE AND GENERAL
STATE DEPARTMENT FOR PUBLIC SERVICE
Reports and Financial Statements
For the year ended June 30, 2020


SUMMARY STATEMENT OF APPROPRIATION: RECURRENT AND DEVELOPMENT COMBINED

Revenue/Expense Item	Original Budget a	Adjustments b	Final Budget c=a+b	Actual on Comparable Basis d	Budget Utilisation Difference e=c-d	% of Utilisation Difference to Final Budget f=d/c %
RECEIPTS						
Exchequer releases	8,697,849,048	5,279,865,353	13,977,714,400	13,859,651,425	118,062,975	99%
Proceeds from Sales of Assets	52,390,021	869,254,882	921,644,903	928,640,852	(6,995,949)	101%
Other Receipts	361,785,000	361,785,000	723,570,000	723,570,000	-	100%
Total Receipts	8,084,374,249	6,510,905,235	15,622,929,303	15,511,862,277	111,067,027	99%
Payments						
Compensation of Employees	4,333,942,419	341,439,326	4,675,381,744	4,668,613,033	6,768,711	100%
Use of goods and services	720,181,760	475,877,959	1,196,059,719	1,123,199,815	72,859,904	94%
Transfers to Other Government Units	3,921,700,654	5,643,069,351	9,564,770,005	9,564,492,424	277,581	100%
Other grants and transfers	15,048,799	15,048,799	30,097,598	29,881,722	215,876	99%
Social Security Benefits	101,906,250	31,906,250	133,812,500	105,051,440	28,761,060	79%
Acquisition of Assets	19,244,187	3,563,550	22,807,737	19,064,780	3,742,957	84%
Grand Total	9,112,024,069	6,510,905,235	15,622,929,303	15,510,303,215	112,626,088	99%
Surplus/Deficit	-	-	-	1,559,062	(1,559,062)	

The State Department budget increased by KSh.6,510,905,235 during the first and second supplementary budget in the financial year 2020/21.

The State Department for Public Service financial statements were approved on 29/9/2021 and signed by:


Principal Secretary
Name: Mary W. Kimonye (Mrs), MBS


Deputy Accountant General
Name: Peter Kabebe
ICPAK Member Number: 3845

STATE DEPARTMENT FOR PUBLIC SERVICE
Reports and Financial Statements
For the year ended June 30, 2021

SUMMARY STATEMENT OF APPROPRIATION: RECURRENT

Revenue/Expense Item	Original Budget a	Adjustments b	Final Budget c=a+b	Actual on Comparable Basis d	Budget Utilisation Difference e=d-c	% of Utilisation Difference to Final Budget f=d/c %
RECEIPTS						
Exchequer releases	7,700,294,648	5,279,865,353	12,980,160,000	12,862,097,025	118,062,975	99%
Proceeds from Sales of Assets	52,390,021	869,254,882	921,644,903	928,640,852	(6,995,949)	101%
Other Receipts	361,785,000	361,785,000	723,570,000	723,570,000	-	100%
Total Receipts	7,086,819,849	6,510,905,235	13,703,730,000	14,514,307,877	111,067,027	106%
PAYMENTS						
Compensation of Employees	4,333,942,419	341,439,326	4,675,381,744	4,668,949,034	6,432,710	100%
Use of goods and services	719,657,360	475,877,959	1,195,535,319	1,123,199,815	72,335,504	94%
Transfers to Other Government Un	2,924,700,654	5,643,069,351	8,567,770,005	8,567,492,424	277,581	100%
Other grants and transfers	15,048,799	15,048,799	30,097,598	29,881,722	215,876	99%
Social Security Benefits	101,906,250	31,906,250	133,812,500	105,051,440	28,761,060	79%
Acquisition of Assets	19,214,187	3,563,550	22,777,737	19,064,780	3,712,957	84%
Grand Total	8,114,469,669	6,510,905,235	14,625,374,903	14,513,639,215	111,735,688	99%
Surplus/Deficit				668,662	(668,662)	

The State Department for Public Service financial statements were approved on 29/9/ 2021 and signed by:


Principal Secretary

Name: Mary W. Kimonye (Mrs), MBS



Deputy Accountant General

Name: Peter Kabebe

ICPAK Member Number: 3845

MINISTRY OF PUBLIC SERVICE AND GENDER
STATE DEPARTMENT FOR PUBLIC SERVICE
Reports and Financial Statements
For the year ended June 30, 2021

SUMMARY STATEMENT OF APPROPRIATION: DEVELOPMENT

Revenue/Expense/Item	Original Budget a	Adjustments b	Final Budget c=a+b	Actual on Comparable Basis d	Budget Utilisation Difference e=c-d	% of Utilisation f=d/c %
RECEIPTS						
Exchequer releases	997,554,400	-	997,554,400	997,554,400	-	100%
Total Receipts	997,554,400	-	997,554,400	997,554,400	-	100%
Payments						
Use of goods and services	524,400	-	524,400	-	524,400	0%
Transfers to Other Government Units	997,000,000	-	997,000,000	997,000,000	-	100%
Acquisition of Assets	30,000	-	30,000	-	30,000	0%
Grand Total	997,554,400	-	997,554,400	997,000,000	554,400	100%
Surplus/Deficit	-	-	-	554,400	(554,400)	

The State Department for Public Service financial statements were approved on 29/9/ 2021 and signed by:



Principal Secretary

Name: Mary W. Kimonye (Mrs), MBS



Deputy Accountant General

Name: Peter Kabebe

ICPAK Member Number: 3845

STATE DEPARTMENT FOR PUBLIC SERVICE
Reports and Financial Statements
For the year ended June 30, 2021

BUDGET EXECUTION BY PROGRAMMES AND SUB-PROGRAMMES

Sub Program	Description	Approved Budget	Actual Payments	Variance
	General Administration Planning and	458,356,129.00	454,390,110.15	(1,391,871)
709010000	Human Resources and Support Services	424,984,987	423,055,104	(3,302,737)
709020000	Financial Management Services	32,264,595	30,358,539	1,780,786
709030000	Information Communications Services	1,106,547	976,467	130,080
	Public Service Transformation	7,047,662,374	6,939,002,305	1,067,763,981
710010000	Human Resource Management	4,185,224,332	4,184,185,235	(1,367,338)
710020000	Human Resource Development	1,571,382,935	1,570,063,336	924,918,782
710030000	Management Consultancy Services	85,714,563	84,787,641	1,171,872
710040000	Huduma Kenya Service Delivery.	1,078,240,592	979,403,013	136,325,773
710050000	Performance Management	54,326,443	48,927,790	5,987,123
710060000		72,773,509	71,635,291	727,768
	SAGAS	8,116,910,800	8,116,910,800	723,570,000
747010000	Paramilitary Resource Development	3,657,045,232	3,657,045,232	723,570,000
747020000	Technical and vocational Training	3,339,697,063	3,339,697,063	-
747030000	Enterprise Development	1,120,168,505	1,120,168,505	-
	Grand Total	15,622,929,303	15,510,303,215	1,789,942,110

This statement is a disclosure statement indicating the utilisation in the same format at the State Department for Public Service budgets which are programme based. Ensure that this document is completed to enable consolidation by the National Treasury)

SIGNIFICANT ACCOUNTING POLICIES

The principle accounting policies adopted in the preparation of these financial statements are set out below:

1. Statement of Compliance and Basis of Preparation

The financial statements have been prepared in accordance with Cash-basis International Public Sector Accounting Standards (IPSAS) as prescribed by the Public Sector Accounting Standards Board (PSASB) and set out in the accounting policy note below. This cash basis of accounting has been supplemented with accounting for; a) receivables that include imprests and salary advances and b) payables that include deposits and retentions.

The financial statements comply with and conform to the form of presentation prescribed by the PSASB. The accounting policies adopted have been consistently applied to all the years presented.

2. Reporting Entity

The financial statements are for the State Department for Public Service. The financial statements encompass the reporting entity as specified under section 81 of the PFM Act 2012 and also comprise of the following development projects implemented by the entity:

3. Reporting Currency

The financial statements are presented in Kenya Shillings (KShs), which is the functional and reporting currency of the Government and all values are rounded to the nearest Kenya Shilling.

4. Significant Accounting Policies

The accounting policies set out in this section have been consistently applied by the Entity for all the years presented.

a) Recognition of Receipts

The State Department for Public Service recognises all receipts from the various sources when the event occurs and the related cash has actually been received by the Entity.

- **Tax Receipts**

Tax receipts are recognized in the books of accounts when cash is received. Cash is considered as received when notification of tax remittance is received.

- **Transfers from the Exchequer**

Transfers from the exchequer are recognized in the books of accounts when cash is received. Cash is considered as received when payment instruction is issued to the bank and notified to the receiving State Department for Public Service.

- **External Assistance**

~~External assistance is received through grants and loans from multilateral and bilateral development partners.~~

Grants and loans shall be recognized in the books of accounts when cash is received. Cash is considered as received when a payment advice is received by the recipient State Department for Public Service or by the beneficiary.

In case of grant/loan in kind, such grants are recorded upon receipt of the grant item and upon determination of the value. The date of the transaction is the value date indicated on the payment advice. A similar recognition criteria is applied for loans received in the form of a direct payment.

During the year ended 30th June 2021, there were no instances of non-compliance with terms and conditions which have resulted in cancellation of external assistance loans.

- **Other receipts**

These include Appropriation-in-Aid and relates to receipts such as proceeds from disposal of assets and sale of tender documents. These are recognised in the financial statements the time associated cash is received.

b) Recognition of payments

The State Department for Public Service recognises all payments when the event occurs, and the related cash has been paid out by the State Department for Public Service.

Compensation of Employees

Salaries and wages, allowances, statutory contribution for employees are recognized in the period when the compensation is paid.

- **Use of Goods and Services**

Goods and services are recognized as payments in the period when the goods/services are paid for. Such expenses, if not paid during the period where goods/services are consumed, shall be disclosed as pending bills.

- **Interest on Borrowing**

Borrowing costs that include interest are recognized as payment in the period in which they are paid for.

- **Repayment of Borrowing (Principal Amount)**

The repayment of principal amount of borrowing is recognized as payment in the period in which the repayment is made.

- **Acquisition of Fixed Assets**

The payment on acquisition of property plant and equipment items is not capitalized. The cost of acquisition and proceeds from disposal of these items are treated as payments and receipts items respectively. Where an asset is acquired in a non-exchange transaction for nil or nominal consideration and the fair value of the asset can be reliably established, a contra transaction is recorded as receipt and as a payment.

A fixed asset register is maintained by each public entity and a summary provided for purposes of consolidation. This summary is disclosed as an annexure to the financial statements.

5. In-kind contributions

In-kind contributions are donations that are made to the Entity in the form of actual goods and/or services rather than in money or cash terms. These donations may include vehicles, equipment or personnel services. Where the financial value received for in-kind contributions can be reliably determined, the Entity includes such value in the statement of receipts and payments both as receipts and as payments in equal and opposite amounts; otherwise, the contribution is not recorded.

6. Third Party Payments

Included in the receipts and payments, are payments made on its behalf to third parties in form of loans and grants. These payments do not constitute cash receipts and payments and are disclosed in the payment to third parties in the statement of receipts and payments as proceeds from foreign borrowings.

7. Cash and Cash Equivalents

Cash and cash equivalents comprise cash on hand and cash at bank, short-term deposits on call and highly liquid investments with an original maturity of three months or less, which are readily convertible to known amounts of cash and are subject to insignificant risk of changes in value. Bank account balances include amounts held at the Central Bank of Kenya and at various commercial banks at the end of the financial year.

Restriction on Cash

Restricted cash represents amounts that are limited/restricted from being used to settle a liability for at least twelve months after the reporting period. This cash is limited for direct use as required by stipulation.

Amounts maintained in deposit bank accounts are restricted for use in refunding third party deposits. ~~As at 30th June 2021, this amounted to Kshs. 15,614,693 compared to Kshs. 71,623,040 in prior period as indicated on note 12~~

There were no other restrictions on cash during the year.

8. Accounts Receivable

For the purposes of these financial statements, imprests and advances to authorised public officers and/or institutions which were not surrendered or accounted for at the end of the financial year are treated as receivables. This is in recognition of the government practice where the imprest payments are recognized as payments when fully accounted for by the imprest or AIE holders. This is an enhancement to the cash accounting policy. Other accounts receivables are disclosed in the financial statements.

9. Accounts Payable

For the purposes of these financial statements, deposits and retentions held on behalf of third parties have been recognized on an accrual basis (as accounts payables). This is in recognition of the government practice of retaining a portion of contracted services and works pending fulfilment of obligations by the contractor and to hold deposits on behalf of third parties. This is an enhancement to the cash accounting policy adopted by National Government Ministries and Agencies. Other liabilities including pending bills are disclosed in the financial statements.

10. Pending Bills

Pending bills consist of unpaid liabilities at the end of the financial year arising from contracted goods or services during the year or in past years. As pending bills do not involve the payment of cash in the reporting period, they recorded as 'memorandum' or 'off-balance' items to provide a sense of the overall net cash position of the Entity at the end of the year. When the pending bills are finally settled, such payments are included in the Statement of Receipts and Payments in the year in which the payments are made.

11. Budget

The budget is developed on a comparable accounting basis (cash basis except for imprest and deposits, which are accounted for on an accrual basis), the same accounts classification basis, and for the same period as the financial statements. The original budget was approved by Parliament

on 30th June 2020 for the period 1st July 2020 to 30th June 2021 as required by Law and there were two supplementary adjustments to the original budget during the year.

A comparison of the actual performance against the comparable budget for the financial year under review has been included in the financial statements.

Government Development Projects are budgeted for under the MDAs but receive budgeted funds as transfers and account for them separately. These transfers are recognised as inter-entity transfers.

12. Comparative Figures

Where necessary, comparative figures for the previous financial year have been amended or reconfigured to conform to the required changes in presentation.

13. Subsequent Events

There have been no events subsequent to the financial year end with a significant impact on the financial statements for the year ended 30th June 2021.

14. Errors

Material prior period errors shall be corrected retrospectively in the first set of financial statements authorized for issue after their discovery by: i. restating the comparative amounts for prior period(s) presented in which the error occurred; or ii. If the error occurred before the earliest prior period presented, restating the opening balances of assets, liabilities and net assets/equity for the earliest prior period presented.

During the year, errors that have been corrected are disclosed under note 14 explaining the nature and amounts.

15. Related Party Transactions

Related party relationships are a normal feature of commerce. Specific information with regards to related party transactions is included in the disclosure notes.

16. Contingent Liabilities

Section 148 (9) of the PFM Act regulations 2015 requires the Accounting officer of a National Government entity to report on the payments made, or losses incurred, by the National Government entity to meet contingent liabilities as a result of loans during the financial year.

A contingent liability is:

- a) A possible obligation that arises from past events and whose existence will be confirmed only by the occurrence or non-occurrence of one or more uncertain future events not wholly within the control of the entity; or
- b) A present obligation that arises from past events but is not recognised because:
 - i) It is not probable that an outflow of resources embodying economic benefits or service potential will be required to settle the obligation; or
 - ii) The amount of the obligation cannot be measured with sufficient reliability.

Some of contingent liabilities may arise from: litigation in progress; guarantees; indemnities; Letters of comfort/ support, insurance, Public Private Partnerships. The State Department for Public Service does not recognize a contingent liability but discloses details of any contingencies in the notes to the financial statements unless the possibility of an outflow of resources embodying economic benefits or service potential is remote. **Note** and *Annex 7* of this financial statement is a register of the contingent liabilities in the year.

MINISTRY OF PUBLIC SERVICE AND GENDER
STATE DEPARTMENT FOR PUBLIC SERVICE
Reports and Financial Statements
For the year ended June 30, 2021

NOTES TO THE FINANCIAL STATEMENTS

1.Exchequer Releases

Description	2020- 2021	2019-2020
	Kshs	Kshs
Total Exchequer Releases for quarter 1	6,543,240,771	288,539,962
Total Exchequer Releases for quarter 2	522,513,352	4,969,529,990
Total Exchequer Releases for quarter 3	2,482,031,939	1,098,902,826
Total Exchequer Releases for quarter 4	4,311,865,363	756,181,887
TOTAL	13,859,651,425	7,113,154,665

2.Proceeds from Sale of Assets

	2020- 2021	2019-2020
	Kshs	Kshs
Other Receipts Not Classified Elsewhere	928,640,852	1,745,710,055
TOTAL	928,640,852	1,745,710,055

3.Other Receipts

	2020- 2021	2019-2020
	Kshs	Kshs
Incidental Sales by Non-Market Establishments Collected as AIA	723,570,000	-
TOTAL	723,570,000	-

4.Compensation of Employees

	2020- 2021	2019-2020
	Kshs	Kshs
Basic salaries of permanent employees	241,036,703	232,978,896
Basic wages of temporary employees	258,771,821	221,014,886
Personal allowances paid as part of salary	168,804,510	154,343,356
Employer Contributions Compulsory national health insurance schemes	4,000,000,000	4,000,000,000
TOTAL	4,668,613,033	4,608,337,138

MINISTRY OF PUBLIC SERVICE AND GENDER
STATE DEPARTMENT FOR PUBLIC SERVICE
Reports and Financial Statements
For the year ended June 30, 2021

5. Use of Goods and Services

	2020- 2021	2019-2020
	Kshs	Kshs
Utilities, supplies and services	48,028,402	58,772,516
Communication, supplies and services	65,356,717	123,064,728
Domestic travel and subsistence	59,465,374	71,406,099
Foreign travel and subsistence	14,558,945	29,635,794
Printing, advertising and information supplies & services	4,416,456	6,817,566
Rentals of produced assets	214,171,492	264,125,377
Training expenses	23,071,828	40,983,163
Hospitality supplies and services	63,953,359	68,770,695
Insurance costs	114,983,486	109,613,708
Specialised materials and services	16,549,983	19,704,084
Office and general supplies and services	67,051,997	101,305,022
Other operating expenses	372,146,786	373,092,904
Routine maintenance – vehicles and other transport equipment	12,234,016	14,642,653
Routine maintenance – other assets	35,134,708	74,121,809
Fuel Oil and Lubricants	12,076,267	12,505,456
TOTAL	1,123,199,815	1,368,561,573

6. Transfers to self – reporting State Department for Public Service in the year

Description	2020- 2021	2019-2020
	Kshs	Kshs
Transfers to National Government entities (SCOA Codes 2630100, 2630200, 2640400, 2640500, 2649900, 2820100, 2820200, 2820300)	8,567,492,424	2,086,688,896
See attached list	997,000,000	510,182,739
TOTAL	9,564,492,424	2,596,871,635

6b. The above transfers were made to the following self-reporting State Department for Public Service in the year:

Description	Recurrent Kshs	Development Kshs	2020- 2021 Kshs
Transfers to SAGAs and SCs			
Kenya School Of Government	408,834,990	80,000,000	488,834,990
HELB	40,101,731	-	40,101,731
Director National Youth Service	6,476,340,800	917,000,000	7,393,340,800
Kenya School Of Government-AIA	918,644,903	-	918,644,903
Director National Youth Service-AIA	723,570,000	-	723,570,000
Total	8,567,492,424	997,000,000	9,564,492,424

MINISTRY OF PUBLIC SERVICE AND GENDER
STATE DEPARTMENT FOR PUBLIC SERVICE
Reports and Financial Statements
For the year ended June 30, 2021

7. Other Grants and Transfers

	2020- 2021 Kshs	2019-2020 Kshs
Other Grants and Transfers	29,881,722	47,963,058
TOTAL	29,881,722	47,963,058

8. Social Security Benefits

	2020- 2021 Kshs	2019-2020 Kshs
Government pension and retirement benefits	105,051,440	47,963,058
TOTAL	105,051,440	47,963,058

9. Acquisition of Assets

	2020- 2021 Kshs	2019-2020 Kshs
Non Financial Assets		
Refurbishment of Buildings	-	84,009,875
Construction and Civil Works	-	51,614,182
Purchase of Vehicles and Other Transport Equipment	15,000,000	10,489,750
Purchase of Household Furniture and Institutional Equipment	517,800	72,295
Purchase of Office Furniture and General Equipment	3,546,980	5,267,201
TOTAL	19,064,780	151,453,303

10A. Bank Accounts

Name of Bank, Account No. & currency	Amount in bank account currency	Indicate whether recurrent, Development, deposit e.t.c	Exchange rate (if in foreign currency)	2020-2021 Kshs	2019-2020 Kshs
Central Bank of Kenya, 87038023, Kshs	Kshs	Recurrent		456,580	53,121,461
Central Bank of Kenya, 87056980, Kshs	Kshs	Development		554,400	7,280,249
Central Bank of Kenya, 87134823, Kshs	Kshs	Deposit		15,614,693	71,623,040
Total				16,625,673	132,024,750

MINISTRY OF PUBLIC SERVICE AND GENDER
STATE DEPARTMENT FOR PUBLIC SERVICE
Reports and Financial Statements
For the year ended June 30, 2021

10B. Cash in hand

	2020-2021	2019-2020
	Kshs	Kshs
Cash in Hand – Held in domestic currency	548,080	2,711
Total	548,080	2,711

Cash in hand analysed as follows:

	2020-2021	2019-2020
	Kshs	Kshs
Headquarters, Teleposta Building, Cashoffice	540,080	2,711
Total	548,080	2,711

11. Outstanding Imprests

Description	2020-2021	2019-2020
	Kshs	Kshs
Government Imprests	-	-
TOTAL	-	-

12. Accounts Payable

Description	2020-2021	2019-2020
	Kshs	Kshs
Deposits	15,614,693	71,623,040
Total	15,614,693	71,623,040

13. Fund Balance Brought Forward

	2020-2021	2019-2020
	Kshs	Kshs
Bank accounts	132,024,750	99,109,208
Cash in hand	2,711	222,794
Receivables - Outstanding Imprests	-	197,600
Payables - Deposits	(71,623,040)	(98,531,269)
TOTAL	60,404,421	998,333

MINISTRY OF PUBLIC SERVICE AND GENDER
STATE DEPARTMENT FOR PUBLIC SERVICE
Reports and Financial Statements
For the year ended June 30, 2021

14. Prior Year Adjustments

	Balance b/f FY 2020/2021 as per Financial statements	Adjustments	Adjusted Balance b/f FY 2020/2021
Description of the error	Kshs	Kshs	Kshs
Bank account Balances	132,024,750	(60,401,710)	71,623,040
Cash in hand -	2,711	(2,711)	-
Receivables	(71,623,040)	-	(71,623,040)
	60,404,421	(60,404,422)	-

15. Changes in Receivables

Description of the error	2020 - 2021 KShs	2019 - 2020 KShs
Outstanding Receivables as at 1 st July 2020	-	197,000
Outstanding Receivables as at 30th June 2021	-	-
Net change in Receivables	-	197,000

16. Changes in Payables

Description of the error	2020 - 2021 KShs	2019 - 2020 KShs
Outstanding Payables as at 1 st July 2020	71,623,040	98,531,269
Outstanding Payables as at 30th June 2021	15,614,693	71,623,040
Net change in Payables	(56,008,347)	(26,908,229)

17. PROGRESS ON FOLLOW UP OF PRIOR YEARS AUDITORS'S

18. RECOMMENDATIONS

The following is the summary of issues raised by the external auditor, and management comments that were provided to the auditor. We have nominated focal persons to resolve the various issues as shown below with the associated time frame within which we expect the issues to be resolved. (Attached)

Reference No. on the external audit Report	Issue/Observations from Auditor	Management Comments	Focal Point person to resolve the issue(Name and Designation)	Status: (Resolved/Not Resolved)	Timeframe: (put a date when you expect the issue to be resolved)
1. F/Y 2019/2020	Unreconciled Accounts Payables - Deposits	Supporting documents have been provided with necessary statements for response	State Department for Public Service- HOAU	Ongoing	2020/2021
	Unsupported Expenditure on Africa Public Service Day Celebrations (APSD)	All necessary information and evidences have been availed for response	State Department for Public Service- DIR ADMIN	Ongoing	2020/2021
	Unapproved Expenditure on Purchase of ICT Equipment	Appropriate supporting documents and evidences have been provided response	State Department for Public Service- HSCM	Ongoing	2020/2021

MINISTRY OF PUBLIC SERVICE AND GENDER
STATE DEPARTMENT FOR PUBLIC SERVICE
Reports and Financial Statements
For the year ended June 30, 2021

Reference No. on the external audit Report	Issue/Observations from Auditor	Management Comments	Focal Point person to resolve the issue(Name and Designation)	Status: (Resolved/Not Resolved)	Timeframe: (put a date when you expect the issue to be resolved)
2 F/Y 2018/2019	Contracted Professional Services - Provision of Public Relations Services	Before the expiry of the Contract, the CEO Huduma Kenya Secretariat formally requested the Accounting Officer to approve the renewal of the contract for a further one year. Vide Annex 1267 (1) and subsequently the Accounting Officer approved the renewal of the contract for a one year period.	State Department for Public Service	Ongoing	2020/2021

The State Department for Public Service financial statements were approved and signed by the Accounting Officer on 29/9/
2021.



Principal Secretary

Name: Mary W. Kimonye (Mrs), MBS



Head of Accounts Unit

Name: Peter Kabebe

ICPAK Member Number: 3845

ANNEXES

ANNEX 1 - ANALYSIS OF PENDING ACCOUNTS PAYABLE

ANNEX 2- ANALYSIS OF OTHER PENDING PAYABLES

ANNEX 4 – SUMMARY OF FIXED ASSET REGISTER

Asset class	Historical Cost b/f (Kshs)	Additions during the year (Kshs)	Disposals during the year (Kshs)	Historical Cost c/f (Kshs)
Transport equipment	10,489,750	15,000,000	-	25,489,750
Office equipment, furniture and fittings	5,267,201	4,064,780	-	9,331,981
Total	15,756,951	19,064,780	-	34,821,731

ANNEX 5 – LIST OF PROJECTS IMPLEMENTED BY THE STATE DEPARTMENT FOR PUBLIC SERVICE-NONE

ANNEX 6 – LIST OF SCs, SAGAs AND PUBLIC FUNDS UNDER THE STATE DEPARTMENT FOR PUBLIC SERVICE

Description	Recurrent Kshs	Development Kshs	2020-2021 Kshs
Transfers to SAGAs and SCs			
Kenya School Of Government	408,834,990	80,000,000	488,834,990
HELB	40,101,731	-	40,101,731
Director National Youth Service	6,476,340,800	917,000,000	7,393,340,800
Kenya School Of Government-AIA	918,644,903	-	918,644,903
Director National Youth Service-AIA	723,570,000	-	723,570,000
Total	8,567,492,424	997,000,000	9,564,492,424

ANNEX 7 – CONTINGENT LIABILITIES REGISTER-NONE

ANNEX 8 -REPORTS GENERATED FROM IFMIS

The following financial Reports Generated from IFMIS should be generated and attached as Appendices to these Financial Statements.

- (i) GOK IFMIS Comparison Trial Balance
- (ii) FO30 (Bank reconciliations) for all bank accounts
- (iii) GOK IFMIS Receipts and Payments Statement
- (iv) GOK IFMIS Statement of Financial Position
- (v) GOK IFMIS Statement of Cash Flows
- (vi) GOK IFMIS Notes to the Financial Statements
- (vii) GOK IFMIS Statement of Budget Execution
- (viii) GOK IFMIS Statement of Deposits
- (ix) GOK IFMIS Budget Execution by Programme and Economic Classification
- (x) GOK IFMIS Budget Execution by Heads and Programmes
- (xi) GOK IFMIS Budget Execution by Programmes and Sub-programmes



Budget Execution by Programme and Economic Classification

Entity: 1213-1213 State Department for Public Service

Period: JUL-20 To JUN-21

Program	Item	Description	Approved Budget	Actual Payments	Variance
0709000000		General Administration Planning and Support Services	458,356,129.00	454,726,110.15	3,630,018.85
	2110000	Wages and Salary Contributions	213,248,707.00	212,317,577.25	931,129.75
	2120000	Social Contributions	0.00	0.00	0.00
	2210000	Goods and Services	198,676,803.00	196,415,306.25	2,261,496.75
	2220000	Routine Maintenance	14,499,361.00	14,306,283.00	193,078.00
	2710000	Social Security Benefits	14,412,500.00	14,601,763.65	(189,263.65)
	3110000	Acquisition of Fixed Capital Assets	17,518,758.00	17,085,180.00	433,578.00
0710000000		Public Service Transformation	7,047,662,374.00	6,938,666,304.75	108,996,069.25
	2110000	Wages and Salary Contributions	462,133,037.00	456,295,456.50	5,837,580.50
	2120000	Social Contributions	4,000,000,000.00	4,000,000,000.00	0.00
	2210000	Goods and Services	906,866,515.00	879,415,785.25	27,450,729.75
	2220000	Routine Maintenance	76,017,040.00	33,062,440.50	42,954,599.50
	2630000	Grants & Transfer To Other Govt. Units	1,447,859,205.00	1,447,581,624.45	277,580.55
	2640000	Other Transfers and Emergency Relief	30,097,598.00	29,881,722.00	215,876.00
	2710000	Social Security Benefits	119,400,000.00	90,449,676.05	28,950,323.95
	3110000	Acquisition of Fixed Capital Assets	5,288,979.00	1,979,600.00	3,309,379.00
0747000000		National Youth Service	8,116,910,800.00	8,116,910,800.00	0.00
	2630000	Grants & Transfer To Other Govt. Units	8,116,910,800.00	8,116,910,800.00	0.00
		Grand Total	15,622,929,303.00	15,510,303,214.90	112,626,088.10

The Statement has been prepared, reviewed and approved by the following:

Prepared By: _____

Date: _____

Reviewed By: _____

Date: _____

Approved By: _____

Date: _____

**Budget Execution By Programmes and Sub-Programmes**

Entity: 1213-1213_State Department for Public Service

Period: JUL-20 To JUN-21

Program	Sub Program	Description	Approved Budget	Actual Payments	Variance
0709000000		General Administration Planning and Support Services	458,356,129.00	454,726,110.15	3,630,018.85
	0709010000	Human Resources and Support Services	424,984,987.00	423,391,104.35	1,593,882.65
	0709020000	Financial Management Services	32,264,595.00	30,358,539.20	1,906,055.80
	0709030000	Information Communications Services	1,106,547.00	976,466.60	130,080.40
0710000000		Public Service Transformation	7,047,662,374.00	6,938,666,304.75	108,996,069.25
	0710010000	Human Resource Management	4,185,224,332.00	4,184,185,234.85	1,039,097.15
	0710020000	Human Resource Development	1,571,382,935.00	1,570,063,335.65	1,319,599.35
	0710030000	Management Consultancy Services	85,714,563.00	84,451,640.80	1,262,922.20
	0710040000	Huduma Kenya Service Delivery	1,078,240,592.00	979,403,013.05	98,837,578.95
	0710050000	Performance Management	54,326,443.00	48,927,789.70	5,398,653.30
	0710060000		72,773,509.00	71,635,290.70	1,138,218.30
0747000000		National Youth Service	8,116,910,800.00	8,116,910,800.00	0.00
	0747010000		3,657,045,232.00	3,657,045,232.00	0.00
	0747020000		3,339,697,063.00	3,339,697,063.00	0.00
	0747030000		1,120,168,505.00	1,120,168,505.00	0.00
		Grand Total	15,622,929,303.00	15,510,303,214.90	112,626,088.10

The Statement has been prepared, reviewed and approved by the following:

Prepared By: _____

Date: _____


Reviewed By: _____

Date: _____

Approved By: _____

Date: _____

BANKI
KUU YA
KENYA



CENTRAL
BANK OF
KENYA



Haile Selassie Avenue
P.O. Box 50000 - 00200 Nairobi, Kenya
Telephone: 2860000, Fax: 340192

August 13th, 2021

CERTIFICATE OF BALANCES

Customer : STATE DEPT FOR PUBLIC
Balance 139528 SERVICES
Date: 30-Jun-21

Account No	Account Name	Currency	Balance
1000395567	REC-STATE DEPT FOR PUBLIC SERVICES	KES	86,728,765.05
1000395656	DEV-STATE DEPT FOR PUBLIC SERVICES	KES	0.00
1000395718	DEP-STATE DEPT FOR PUBLIC SERVICES	KES	23,685,540.15
1000395777	CBK165-STATE DEPT FOR PUB SERVICES	KES	0.00

Sophie Langat (Mrs)
AUTHORISED SIGNATORY
BANKING SERVICES DIVISION

Joyce Nasieku (Ms)
AUTHORISED SIGNATORY
BANKING SERVICES DIVISION

Date 1st JULY, 2021

Report of the Board of Survey on the Cash and Bank Balances of RECURRENT A/C
No. 1000395567 as at the close of
 business on 30/6/2021, 20 21

The Board, consisting of—(Names and official titles)

MARGARET WANDJO - CHAIRPERSON
STANLEY IKIAO - MEMBER
ERIC KIRWI - MEMBER

assembled at the office of CACHER
 at 4:00 PM (time) on the 1st JULY, 20 21

and the following cash was produced:—

Notes	Sh. <u>27,900.00</u>
Silver	Sh. <u>69.00</u>
Copper	Sh. <u>0.95</u>
Cheques (as per details on reverse)	Sh. <u>NIL</u>
	<u>27,969.95</u>

It was observed that cheques amounting to Sh. NIL cts. NIL had been on hand for more than 14 days prior to the date of the survey.

The cash consists of East African currency and does not contain any demonetized coin or notes.

The Cash Book reflected the following balances as at the close of business on the

30/6/2021, 20 21

Cash on hand	Sh. <u>27,969.95</u>
Bank Balance	Sh. <u>848,960.25</u>
	<u>876,930.20</u>

The Bank Certificate of Balance showed a sum of Sh. 86,728,765.05
 cts. (Sh. 86,728,765 cts. 05)

standing to the credit of the account on 30/6/2021, 20 21

The difference between this figure and the Bank Balance as shown by the Cash Book is accounted for in the Bank Reconciliation Statement (F.O. 30) attached.

MARGARET WANDJO - MEMBER:

STANLEY IKIAO - MEMBER Chairman.

ERIC KIRWI - MEMBER

Date 1st JULY, 2021

Members of the Board.

[illegible][illegible]

Date 1ST JULY, 2021

Report of the Board of Survey on the Cash and Bank Balances of DEPOSIT A/c
NO. 1000395718 as at the close of
 business on 30/6/21, 2021

The Board, consisting of—(Names and official titles)

MARGARET WAMOTO — CHAIRPERSON
STANLEY IKIAO — MEMBER
ERIC IKRUI — MEMBER

assembled at the office of CASHTER
 at 4:00 PM (time) on the 1ST JULY, 2021

and the following cash was produced:—

Notes	Sh. <u>NIL</u>
Silver	Sh. <u>NIL</u>
Copper	Sh. <u>NIL</u>
Cheques (as per details on reverse)	Sh. <u>NIL</u>
	<u>NIL</u>

It was observed that cheques amounting to Sh. NIL cts. NIL had been on hand for more than 14 days prior to the date of the survey.

The cash consists of East African currency and does not contain any demonetized coin or notes.

The Cash Book reflected the following balances as at the close of business on the

30TH JUNE, 2021

Cash on hand	Sh. <u>NIL</u>
Bank Balance	Sh. <u>15,169,847.75</u>
	<u>15,169,847.75</u>

The Bank Certificate of Balance showed a sum of Sh. 23,685,540.15

cts. (Sh. 23,685,540 cts. 15)
 standing to the credit of the account on 30TH JUNE, 2021

The difference between this figure and the Bank Balance as shown by the Cash Book is accounted for in the Bank Reconciliation Statement (F.O. 30) attached.

MARGARET WAMOTO — [Signature]
STANLEY IKIAO — [Signature] Chairman.
ERIC IKRUI — [Signature]

Date 1ST JULY, 2021

[Signature]
 Members of the Board.

LIST OF CHEQUES INCLUDED AS PART OF CASH ON HAND

<i>Cheque No.</i>	<i>Drawer</i>	<i>Date of Cheque</i>	<i>Date Received</i>	<i>Amount</i>

Date 1ST JULY, 2021

Report of the Board of Survey on the Cash and Bank Balances of DEVELOPMENT A/c
NO. 1000395656 as at the close of
 business on 30/6/21, 20 21

The Board, consisting of—(Names and official titles)

MARGARET WAMOTO — CHAIRPERSON
STANLEY ILIAO — MEMBER
ERIC KIRUI — MEMBER

assembled at the office of CASHIER
 at 4:00 PM (time) on the 1ST JULY, 20 21

and the following cash was produced:—

Notes	Sh.	<u>NIL</u>
Silver	Sh.	<u>NIL</u>
Copper	Sh.	<u>NIL</u>
Cheques (as per details on reverse)	Sh.	<u>NIL</u>
			<u>NIL</u>

It was observed that cheques amounting to Sh. NIL cts. NIL had been on hand for more than 14 days prior to the date of the survey.


The cash consists of East African currency and does not contain any demonetized coin or notes.


The Cash Book reflected the following balances as at the close of business on the 30TH JUNE, 20 21.

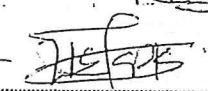
Cash on hand	Sh.	<u>NIL</u>
Bank Balance	Sh.	<u>NIL</u>
			<u>NIL</u>

The Bank Certificate of Balance showed a sum of Sh. NIL cts. NIL (Sh. cts.) standing to the credit of the account on 30TH JUNE, 20 21

The difference between this figure and the Bank Balance as shown by the Cash Book is accounted for in the Bank Reconciliation Statement (F.O. 30) attached.

MARGARET WAMOTO — 

STANLEY ILIAO —  Chairman.

Date 1ST JULY 2021 ERIC KIRUI — 
 Members of the Board.

Cheque No.	Drawer	Date of Cheque	Date Received	Amount

2

**MINISTRY OF PUBLIC SERVICE AND GENDER
STATE DEPARTMENT FOR PUBLIC SERVICE
ASSET REGISTER**

Date of Purchase	Firm	Item Description	Quantity	Unit Price	Total Cost (Kshs.)
DESK COMPUTERS					
25-06-20	Microscan Technologies Ltd	Desk top computers- Type 1	25	107,500.00	2,687,500.00
14-06-19	Sunbeam Computers System E.A Ltd	Desk top computers- Type 2	20	107,500.00	2,150,000.00
06-02-18	Abigo Holdings	HP Desktop Computers	2	118,400.00	236,800.00
28-06-18	Suka General Sup	HP Desktop Computers	3	121,000.00	363,000.00
09-02-18	Anlela Investment	HP Desktop Computers	2	119,500.00	239,000.00
09-02-18	Dove General Supplies	HP Desktop Computers	1	119,800.00	119,800.00
20-04-18	Tahari General Supplies	HP Desktop Computers	3	119,800.00	359,400.00
24-04-18	Hauze Solution Ltd	HP Desktop Computers	16	118,900.00	1,902,400.00
29-05-18	JoeKibs Enterprises	HP Desktop Computers	3	121,000.00	363,000.00
29-06-18	Sunbeam Computers System E.A Ltd	HP Desktop Computers	4	120,000.00	480,000.00
11-06-18	Fleigh Suppliers	HP Desktop Computers	17	117,600.00	1,999,200.00
09-02-18	Cyene Agencies	HP Desktop Computers	3	118,000.00	354,000.00
29-06-18	Sadiel Bliss Investment	HP Desktop Computers	3	125,000.00	375,000.00
18-06-18	Elsim Enterprises	HP Desktop Computers	2	189,000.00	378,000.00
05-12-17	NeuroSmart Investment Ltd	HP Desktop Computers	10	118,400.00	1,184,000.00
30-07-15	Telkom Kenya Ltd	ZTE Desktop	1	3,499.00	3,499.00
30-07-15	Telkom Kenya Ltd	ZTE Desktop	5	3,499.00	17,495.00
6/27/2014	Cumber Investments	Desktop Computers	14	192,571.00	2,696,000.00
				SUB TOTAL	15,908,094.00
LAPTOP					
24-04-21	Dignity Traders Limited	Laptop Computer Type 3	12	196,551.72	2,376,000.00
03-06-20	Venix Supplier	HP Spectre Laptop	2	280,000.00	560,000.00
02-06-20	ComputerWays Ltd	Laptop Type (11)	7	125,900.00	881,300.00
26-06-20	ComputerWays Ltd	Laptop Type (11)	7	125,900.00	881,300.00
08-04-18	ComputerWays Ltd	Laptop	20	125,900.00	2,518,000.00
08-05-18	Jocella Investments	Laptop	2	124,000.00	372,000.00
29-06-18	Sadiel Bliss Investment	Laptop	3	130,000.00	390,000.00
11-06-18	Fleigh Supplies	Laptop	2	139,780.00	279,560.00
09-02-18	Dodie General	Laptop	1	128,000.00	128,000.00
23-06-15	Juther Investment	Laptop	3	150,000.00	450,000.00
27-06-14	Wech Agencies	Laptop	6	199,666.00	1,198,000.00
07-05-12	Sight and Sound computers	Laptop	10	184,000.00	1,840,000.00
01-02-12	Brainbuzz System Tech	Laptop	8	125,000.00	1,000,000.00
27-06-12	Shahmac Computers	Laptop	10	184,000.00	1,840,000.00
16-09-12	Patience Services	Laptop	6	196,750.00	1,180,500.00

MINISTRY OF PUBLIC SERVICE AND GENDER
STATE DEPARTMENT FOR PUBLIC SERVICE
ASSET REGISTER

Date of Purchase	Firm	Item Description	Quantity	Unit Price	Total Cost (Kshs.)
21-06-10	Stimal Office Supplies	Laptop	2	249,400.00	498,800.00
17-02-10	Kyeka Enterprises	Laptop	3	153,333.00	451,500.00
29-05-09	Eagle Surf Ltd	Laptop	2	185,500.00	371,000.00
23-02-09	Kyeka Enterprises	Laptop	11	150,000.00	1,650,000.00
28-05-09	Chrispac Enterprises	Laptop	5	165,000.00	825,000.00
08-09-09	Access Perfection System	Laptop	2	98,000.00	196,000.00
28-06-08	Electronic digital Computers	Laptop	3	185,000.00	555,000.00
19-07-07	Sunbeam	Laptop	1	138,000.00	138,000.00
28-06-06	Disney Systems	Laptop	2	190,000.00	380,000.00
28-06-06	Disney Systems	Laptop	6	190,000.00	1,140,000.00
28-06-06	Disney Systems	Laptop	2	190,000.00	380,000.00
25-06-06	Chrispac Enterprises	Laptop	1	150,000.00	150,000.00
02-12-05	Raycom Communication	Laptop	10	18,495.00	184,950.00
28-06-05	Electronic digital Computers	Laptop	3	183,000.00	549,000.00
28-06-05	Microscan Technologies	Laptop	5	183,000.00	915,000.00
02-12-05	Raycom Communication	Laptop	10	18,495.00	184,950.00
02-12-05	Raycom Communication	Laptop	10	18,495.00	184,950.00
24-11-04	Bell Atlantic	Laptop	1	152,000.00	152,000.00
29-01-04	Microscan Technologies	Laptop	2	249,400.00	498,800.00
10-09-02	Omwondo	Laptop	4	331,000.00	1,324,000.00
				SUB- TOTAL	22,591,610.00
IPAD					
24-06-15	Ficmax Supplies	Apple Ipad	3	120,000.00	360,000.00
28-06-12	Kyeka Enterprises	Apple Ipad	1	15,000.00	15,000.00
28-06-12	Kyeka Enterprises	Apple Ipad	1	15,000.00	15,000.00
28-06-12	Kyeka Enterprises	Apple Ipad	1	15,000.00	15,000.00
23-04-12	Sight and Sound Computers	Apple Ipad	1	117,000.00	117,000.00
09-10-12	Zichware Technology	Apple Ipad	1	50,000.00	100,000.00
				Sub- Total	622,000.00
TABLETS					
20-02-17	Sky Top Agencies	Tablets	14	149,500.00	2,093,000.00
				Sub- Total	2,093,000.00
PRINTERS					
24-04-18	Hayze Solutions Ltd	Medium Duty Printers	8	119,000.00	952,000.00

MINISTRY OF PUBLIC SERVICE AND GENDER
STATE DEPARTMENT FOR PUBLIC SERVICE
ASSET REGISTER

Date of Purchase	Firm	Item Description	Quantity	Unit Price	Total Cost (Kshs.)
29-05-18	Sunbeam Computer System	Medium Duty Printers	2	110,000.00	220,000.00
29-06-18	Saciel Bliss Investment	Medium Duty Printers	3	98,000.00	294,000.00
29-05-18	Castlamu Enterprises	Medium Duty Printers	3	111,900.00	337,000.00
25-05-17	Twera Enterprises	Printers (P2055h)	1	110,500.00	110,500.00
04-05-17	Ismo Computers	Printers (P2055h)	3	115,000.00	345,000.00
05-04-17	Macqueneel Suppliers	Printers (P2055h)	1	263,000.00	263,000.00
11/30/2017	Bokoh Limited	Medium Duty Printers	8	195,000.00	1,560,000.00
31-03-15	Zuplex Agencies	HP Laser jet color Printer M551DN	2	692,000.00	1,384,000.00
21-06-16	Justa Seervice Ltd	HP Color Printer	1	450,000.00	450,000.00
27-06-14	Gunomi Technologies	Printer Duplex	1	250,000.00	250,000.00
27-06-14	Cumber Investments	Printer Duplex	1	199,800.00	199,800.00
27-06-14	Alfa Genesis Supplies	Printer Duplex	1	254,318.00	254,318.00
23-04-12	Sight Sound Computers	HP Printer	2	38,000.00	76,000.00
23-04-12	Sight Sound Computers	HP Laser jet color Printer M551DN	1	81,000.00	81,000.00
29-06-12	Informative Technologies	Printer Duplex	2	150,000.00	300,000.00
29-06-12	Informative Technologies	Printer Duplex	10	150,000.00	1,500,000.00
21-01-12	Shalmac Technologies	Printer Duplex	1	95,000.00	95,000.00
28-06-11	Leons Agencies and Stationaries	Colour Printer 3800 KIT	1	49,500.00	49,500.00
11-04-11	Sunbeam Computer System	Printer Colour Medium duty	2	155,000.00	310,000.00
21-02-11	Brandleeh Technologies	Printer Duplex	1	135,000.00	135,000.00
11-08-11	MegaBase Agencies	Printer Duplex	1	165,000.00	165,000.00
27-06-11	Reflex Computers	Printer Duplex	3	103,400.00	310,200.00
15-03-11	Sunbeam Computer System	Printer Duplex	1	105,000.00	105,000.00
08-05-11	Sunbeam Computer System	Printer Colour Medium duty	1	155,000.00	155,000.00
22-02-10	Sunbeam Computer System	Printer Colour Medium duty	2	148,000.00	296,000.00
22-02-10	Chrispac Enterprises	Printer Duplex	3	165,000.00	495,000.00
22-02-10	Chrispac Enterprises	Printer Colour Medium duty	1	425,000.00	425,000.00
27-06-09	Pallence Services	Printer Colour Medium duty	2	375,000.00	751,000.00
15-07-09	Dove Investment Ltd	Printer Duplex	19	152,000.00	2,888,000.00
30-06-08	Palm Computers	Printer Duplex	22	148,000.00	3,256,000.00
08-06-07	Computer Options	Printer Duplex	1	120,000.00	120,000.00
27-06-07	Jemmittech Enterprises	HP Color Printer Heavy duty	1	580,000.00	580,000.00
13-07-06	District Office Supplies	Printer Duplex	3	152,500.00	457,500.00
UPS MACHINE				Sub- Total	18,532,318.00
22-07-19	Vimeric Ltd	UPS 650VA	100	7,000.00	700,000.00

MINISTRY OF PUBLIC SERVICE AND GENDER
STATE DEPARTMENT FOR PUBLIC SERVICE

ASSET REGISTER

Date of Purchase	Firm	Item Description	Quantity	Unit	Price	Total Cost (Kshs.)
29-06-20	Vimeric Ltd	UPS 650VA	20	7,000.00		140,000.00
20-02-18	Intelsys System Solutions	UPS Machine 10KYA	3	1,295,000.00		3,885,000.00
10-05-18	Demmlith Support Enterprises	UPS Machine 10KYA	10	138,000.00		1,380,000.00
11-06-18	Services	UPS Machine 1000KYA	40	19,000.00		760,000.00
24-06-16	Charthedy Systems	UPS 650VA	20	29,200.00		584,000.00
21-06-16	Gammanet Systems	UPS 650VA	44	29,000.00		1,276,000.00
11-06-15	Summis	UPS 1400VA	4	35,850.00		143,400.00
22-06-15	Gorgeous General Merchants	UPS 1400VA	10	32,000.00		320,000.00
27-06-14	Brandtech Technologies	UPS 650VA	7	34,428.00		241,000.00
25-06-14	Savannah Africa	UPS 650VA	20	17,000.00		340,000.00
28-06-13	Interage Components Ltd	UPS 650VA	10	26,500.00		265,000.00
07-09-12	Brandtech Technologies	UPS 650VA	2	18,500.00		37,000.00
02-10-12	Platinum Computer Services	UPS 650VA	2	9,500.00		19,000.00
07-08-12	Ebrahim Electronics	UPS 650VA	2	7,500.00		15,000.00
07-06-12	Chrispac Enterprises	UPS 650VA	15	38,500.00		577,500.00
07-09-12	Brandtech Technologies	UPS 650VA	2	35,000.00		70,000.00
12-02-12	One world Technologies	UPS 650VA	1	18,000.00		36,000.00
12-06-12	Jemmilech Enterprises	UPS 650VA	4	38,000.00		152,000.00
26-06-12	Brand Technologies	UPS 650VA	10	19,500.00		195,000.00
12-09-12	One works Technologies	UPS 650VA	1	16,000.00		16,000.00
29-05-09	Posh System	UPS 1400VA	5	39,750.00		198,750.00
13-08-08	Kumflex Investment	UPS 650VA	2	34,000.00		68,000.00
27-06-08	Kenban Enterprises	UPS 1400VA	3	38,280.00		153,120.00
11-06-08	Sunbeam Computers	UPS 650VA	22	20,000.00		440,000.00
19-07-07	Sunbeam Computers	UPS 650VA	3	20,000.00		60,000.00
27-06-07	Kenban Enterprises	UPS 650VA	56	19,780.00		1,107,680.00
04-12-05	MicroScan Technologies	UPS 1400VA	3	98,000.00		294,000.00
03-05-05	Lowland Supplies	UPS 1400VA	4	57,000.00		228,000.00
12-05-05	Lowland Supplies	UPS 1400VA	3	57,000.00		171,000.00
				Sub- Total		13,872,450.00
BINDING MACHINE						
29-06-18	Abimol Enterprises	Electrical binding Machine	4	196,000.00		784,000.00
29-06-18	Mwon Enterprises	Electrical binding Machine.	1	210,000.00		210,000.00
25-06-15	Bergamo stationaries and supplies	Heavy duty binding machine	1	120,000.00		120,000.00
				Sub- Total		1,114,000.00
SCANNER JET						

**MINISTRY OF PUBLIC SERVICE AND GENDER
STATE DEPARTMENT FOR PUBLIC SERVICE
ASSET REGISTER**

Date of Purchase	Firm	Item Description	Quantity	Unit Price	Total Cost (Kshs.)
29-05-18	Brenju General Merchants	Scanner jet 94010	1	87,000.00	87,000.00
18-06-18	Eisim Enterprises	Scanner jet 94010	2	78,000.00	156,000.00
29-06-18	Sunbeam Computer System	Scanner jet 94010	2	75,000.00	150,000.00
05-12-17	Neurosmart Investment Ltd	Scanner jet 94010	10	69,000.00	690,000.00
		Sub-Total			393,000.00
HEAVY DUTY PHOTOCOPIER MACHINE					
09-02-18	Dove General Suppliers	Heavy duty photocopier machine	1	1,470,000.00	1,470,000.00
29-05-18	Brijus General Merchants	Heavy duty photocopier machine	1	1,399,000.00	1,399,000.00
22-06-18	Kapkabus General Supplies	Photocopier Tasklafa	1	1,390,000.00	1,390,000.00
22-06-18	Dukta Enterprises	Photocopier Tasklafa	1	1,390,000.00	1,390,000.00
		Sub-Total			5,649,000.00
SERVER					
28-05-21	Cybertech Engineering	Server Hard Disk SAS 300GB G7	2	99,760.00	199,520.00
01-10-20	Sunbeam Computer System	Server Hard Disk SAS 300GB G7	2	35,000.00	70,000.00
27-06-14	Amitee International	Server with Active Directory system	1	1,489,468.00	1,489,468.00
		Sub-Total			1,489,468.00
TELECOMMUNICATION CABINET					
20-01-17	Technology Dimension	Telecommunication cabinet	1	197,000.00	197,000.00
		Sub-Total			197,000.00
WATER DISPENSER					
02-06-21	Naivas Supermarket	Water Dispenser	1	13,495.00	13,495.00
02-06-21	Nijimus General Merchants	Water Dispenser	18	32,100.00	577,800.00
30-06-21	Irasoft Enterprise Solutions Limited	Water Dispenser	6	32,600.00	195,600.00
2018	Supa Suit Solution	Water Dispenser	3	19,000.00	57,000.00
22-06-15	Hammelock Enterprises	Water Dispenser	1	25,000.00	25,000.00
27-06-14	Genome Technologies	Water Dispenser	3	28,000.00	84,000.00
24-04-13	Tuskys pioneer	Water Dispenser	2	18,490.00	36,980.00
13-03-13	Henda General	Water Dispenser	3	22,985.00	68,955.00
20-04-13	Tuskys pioneer	Water Dispenser	3	16,328.00	49,985.00
25-06-10	Estelle Distributors	Water Dispenser	5	35,000.00	175,000.00
28-05-10	Kitchen Appliances	Water Dispenser	1	15,000.00	15,000.00
07-04-09	Tuskys pioneer	Water Dispenser	1	19,995.00	19,995.00
15-09-08	Rekay Refrigeration	Water Dispenser	3	35,000.00	105,000.00
04-08-08	Home Appliance Ltd	Water Dispenser	2	23,300.00	46,600.00
27-06-08	Dekesorienter	Water Dispenser	3	27,000.00	81,000.00
24-05-08	Kitchen Pride	Water Dispenser	1	20,000.00	20,000.00

MINISTRY OF PUBLIC SERVICE AND GENDER
STATE DEPARTMENT FOR PUBLIC SERVICE
ASSET REGISTER

Date of Purchase	Firm	Item Description	Quantity	Unit Price	Total Cost (Kshs.)
25-04-08	Kitchen Pride	Water Dispenser	1	25,000.00	25,000.00
03-04-08	Jewaka Stores	Water Dispenser	1	25,000.00	25,000.00
07-03-08	Kitchen Pride	Water Dispenser	1	20,000.00	20,000.00
SHREDDER MACHINE					Sub- Total
07-05-21	Kadepavilla Technologies	Shredder Machine	1	56,000.00	56,000.00
29-05-18	Briju General Merchants	Shredder Machine	1	95,000.00	95,000.00
18-06-18	Elism Enterprises	Shredder Machine	1	85,000.00	85,000.00
21-06-18	Daily Computer Systems	Shredder Machine	3	89,000.00	267,000.00
21-06-17	Laudrups Kenya Ltd	Shredder Machine	20	87,000.00	1,740,000.00
21-06-17	Kerri Investment	Shredder Machine	5	88,600.00	443,000.00
15-06-17	Shaki Agencies	Shredder Machine	5	109,780.00	548,900.00
05-06-17	Nijmus General Merchants	Shredder Machine	10	86,500.00	865,000.00
27-06-17	Madona Agencies	Shredder Machine	20	85,000.00	1,700,000.00
08-02-17	Mt Olives Ascension	Shredder Machine	1	125,000.00	125,000.00
13-06-13	Nebtech Communications	Shredder Machine	3	310,000.00	930,000.00
27-06-07	Mokela Agencies	Shredder Machine	2	186,000.00	372,000.00
04-05-06	Desmonte Supplies	Shredder Machine	2	240,000.00	480,000.00
03-02-03	Stigo Mark Enter	Shredder Machine	1	228,000.00	228,000.00
06-12-05	Fast Choice Ltd	Shredder Machine	2	108,000.00	216,000.00
22-02-02	Uzia Agencies	Shredder Machine	5	221,000.00	1,105,000.00
27-06-01	Hornbill Stationaries	Shredder Machine	3	220,000.00	660,000.00
DATA LINIC SPORTSSWITCH					Sub- Total
13-01-13	TopTech Computer	Data Linic Sportswitch	1	30,000.00	30,000.00
13-12-12	Joshad Agencies	Data Linic Sportswitch	30	6,000.00	180,000.00
04-10-12	Bestel Computer	Data Linic Sportswitch	1	16,000.00	16,000.00
22-10-12	C omputer world	Data Linic Sportswitch	5	6,000.00	30,000.00
29-11-12	PC World	Data Linic Sportswitch	1	16,000.00	16,000.00
07-09-12	One World Technology	Data Linic Sportswitch	2	28,000.00	28,000.00
28-12-11	Kyeka Enterprises	Data Linic Sportswitch	2	48,000.00	96,000.00
18-10-11	PC World	Data Linic Sportswitch	1	19,800.00	19,800.00
21-12-11	Bestel Computer	Data Linic Sportswitch	1	18,000.00	18,000.00
30-09-11	Brand Tech Technologies	Data Linic Sportswitch	1	14,000.00	14,000.00
19-05-11	Shalmac Technologies	Data Linic Sportswitch	1	2,800.00	2,800.00
12-11-10	Brand Tech Technologies	Data Linic Sportswitch	7	9,000.00	63,000.00

**MINISTRY OF PUBLIC SERVICE AND GENDER
STATE DEPARTMENT FOR PUBLIC SERVICE
ASSET REGISTER**

Date of Purchase	Firm	Item Description	Quantity	Unit Price	Total Cost (Kshs.)
14-09-10	Sunbeam Computers	Data Line Sportswitch	1	7,500.00	75,000.00
24-06-09	Generation Technologies	Data Line Sportswitch	1	3,000.00	3,000.00
09-12-08	Floodgate Computers	Data Line Sportswitch	3	6,000.00	18,000.00
		Sub- Total			609,600.00
DOCUMENT SEAL STAMP					
06-05-14	Belimes office equipment	Document Seal Stamp	1	18,500.00	18,500.00
23-12-11	Belimes office equipment	Document Seal Stamp	1	8,950.00	8,950.00
		Sub- Total			27,450.00
PUBLIC ADDRESS SYSTEM					
18-06-12	Credible Sounds	Public Address System	1	204,500.00	204,500.00
		Sub- Total			204,500.00
TELECOMMUNICATION CABINET					
20-01-17	Technology Dimension	Telecommunication cabinet	1	197,000.00	197,000.00
		Sub- Total			197,000.00
TELEPHONE HEAD					
05-01-11	Alifca Services	Telephone Head	20	12,500.00	250,000.00
20-04-10	Commtech Telecom	Telephone Head	3	6,000.00	18,000.00
11-09-09	Kenpat Communicationa	Telephone Head	1	10,000.00	10,000.00
		Sub- Total			278,000.00
WIRELESS TELEPHONE SET					
06-04-17	Jekim Technologies	Wireless Telephone set	1	93,676.00	93,676.00
		Sub- Total			93,676.00
TV CARD					
13-12-12	Joshad Agencies	TV Card	30	5,500.00	165,000.00
04-11-11	Stewan Computer garage	TV Card	1	8,500.00	8,500.00
03-10-08	Sunbeam Stationaires	TV Card	2	10,000.00	10,000.00
		Sub- Total			183,500.00
TV SET					
30-06-21	Irasoft Enterprise Solutions Limited	TV Set 32 Inch	1	44,000.00	44,000.00
		Sub- Total			44,000.00
BIOMETRIC DOOR					
27-06-14	Biometric Door	Biometric Door for Server Room	1	1,515,376.00	1,515,376.00
		Sub- Total			1,515,376.00
LCD PROJECTOR					
07-08-19	Eurocom System	EPSON Projector EB-X41	3	47,800.00	143,400.00
MOBILE BULK FILLING UNIT					

MINISTRY OF PUBLIC SERVICE AND GENDER
STATE DEPARTMENT FOR PUBLIC SERVICE
ASSET REGISTER

Date of Purchase	Firm	Item Description	Quantity	Unit Price	Total Cost (Kshs.)
22-12-17	Wandal Trading Company	Operated mobile buk filling	1	2,180,000.00	2,180,000.00
05-01-17	Paki Products	Operated mobile buk filling	1	2,790,000.00	2,790,000.00
Sub-Total					4,970,000.00
ADDING MACHINE					
23-06-16	Charlete Systems	Adding Machine	3	50,000.00	150,000.00
23-06-16	Haddle Supplies	Adding Machine	2	54,000.00	108,000.00
Sub-Total					258,000.00
ROUTER					
06-05-14	Filcom Computers	Cisco 2811	2	24,000.00	24,000.00
10-10-12	Digital Distribution Centre	Cisco 2811	1	90,000.00	90,000.00
27-06-09	Cistel Systems Ltd	Cisco 2811	1	650,000.00	650,000.00
Sub-Total					764,000.00
COMPUTER TOOL KIT					
13-03-13	Bright Technologies	Computer Tool kit	2	12,000.00	24,000.00
21-02-12	Double Set Enterprises	Computer Tool kit	5	45,000.00	225,000.00
Sub-Total					249,000.00
REFRIGERATOR - FRIDGE					
02-06-21	Naivas Supermarket	Fridge Von Vam 90 Litres	1	19,495.00	19,495.00
2018	Supa Suit Solution	Fridge 255 liters	1	79,000.00	79,000.00
2018	Supa Suit Solution	Fridge 120 liters	1	59,000.00	59,000.00
07-04-15	Amun Product and Services	Fridge	1	45,000.00	45,000.00
Sub-Total					183,000.00
MICROWAVE					
02-06-21	Naivas Supermarket	Microwave 20 DGB	1	8,995.00	8,995.00
06-02-18	Supa Suit Solution	Microwave 20 liters	3	24,000.00	72,000.00
06-02-18	Supa Suit Solution	Microwave 20 liters	1	24,000.00	24,000.00
20-06-16	Lokemo General Merchants	Microwave	2	8,995.00	17,990.00
30-05-15	Lokemo General Merchants	Microwave	1	15,000.00	15,000.00
Sub-Total					503,985.00
Lapel Microphone					
03-06-20	Venix Suppliers	Lapel Microphone	1	65,000.00	65,000.00
Digital Camera					
03-06-20	Tayne Agencies	Semiprofessional Portable Camera Canon D7500	1	650,000.00	650,000.00
Sub-Total					650,000.00

**MINISTRY OF PUBLIC SERVICE AND GENDER
STATE DEPARTMENT FOR PUBLIC SERVICE
ASSET REGISTER**

Date of Purchase	Firm	Item Description	Quantity	Unit Price	Total Cost (Kshs.)
Fireproof Cabinet					
07-05-21	Kadepavilla Technologies	Fire proof Cabinet 4 Drawers	1	238,000.00	238,000.00
03-06-20	Kang General Merchants	Fireproof Cabinet four (4) drawer	1	362,000.00	362,000.00
12-06-20	Kang General Merchants	Fire proof Cabinet 4 Drawers	1	362,000.00	362,000.00
Kyocera Photocopier Machine					
19-05-20	MFI Document Solutions	Kyocera Photocopier Machine 60031 Series	2	381,578.00	763,157.00
Orthopedic Office Chair					
17-02-21	Smargie Enterprises	Orthopedic Office Chair	2	78,400.00	156,800.00
07-05-21	Epicsource Enterprises	Orthopedic Office Chair	19	53,000.00	1,007,000.00
07-05-21	Kadepavilla Technologies	Orthopedic Office Chair	1	119,500.00	119,500.00
29-06-21	Cheg Enterprises	Orthopedic Office Chair	18	53,000.00	954,000.00
30-06-21	Irasoft Enterprise Solutions	Orthopedic Office Chair	5	52,500.00	262,000.00
09-06-20	Epicsource Enterprises	Orthopedic Office Chair	10	52,000.00	520,000.00
Bulk Filer					
02-02-21	Tania Systems Management Limited	12 Bulk Filer	1	1,980,000.00	1,980,000.00
Steel Filing Cabinets					
30-06-21	Irasoft Enterprise Solutions	Steel Filing Cabinets four drawers	1	45,500.00	45,500.00
15-06-20	Fayre Ventures Company Limited	Steel Filing Cabinets four drawers	20	46,000.00	920,000.00
MOTOR VEHICLES					
2020	Toyota Kenya Limited	GKB 884V-HIACE	1	5,310,000.00	5,310,000.00
2020	Isuzu East Africa	GKB 073W-MINIBUS	1	5,179,750.00	5,179,750.00
2019	Urysia Kenya	GKB275V-PEUGOT	1	5,400,000	5,400,000
2019	Urysia Kenya	GKB276V-PEUGOT	1	5,400,000	5,400,000
2019	Toyota Kenya	GKB198V-TOYOTA PRADO	1	13,100,000	13,100,000
2018	Toyota Kenya	GKB796S-TOYOTA PRADO	1	14,000,000	14,000,000
2018	Toyota Kenya	GKB608S TOYOTA PRADO	1	14,000,000	14,000,000
2018	Toyota Kenya	GKB797S-TOYOTA PRADO	1	14,000,000	14,000,000

MINISTRY OF PUBLIC SERVICE AND GENDER
STATE DEPARTMENT FOR PUBLIC SERVICE
ASSET REGISTER

Date of Purchase	Firm	Item Description	Quantity	Unit Price	Total Cost (Kshs.)
2018	Urysia Kenya	GKB800S-PEUGOT	1	5,000,000	5,000,000
2018	Urysia Kenya	GKB803S-PEUGOT	1	5,000,000	5,000,000
2015	Toyola Kenya	GKB869K-TOYOTA PRADO	1	11,500,000	11,500,000
2015	DT Dobie	GKB106J-VW PASSAT	1	7,400,000	7,400,000
2014	Toyola Kenya	GKB159F-TOYOTA PRADO	1	11,500,000	11,500,000
2014	Toyola Kenya	GKB157F-TOYOTA PRADO	1	11,800,000	11,800,000
2014	Toyola Kenya	GK 219J-TOYOTA PRADO	1	9,000,000	9,000,000
2013	DT Dobie	GKA161U-VW PASSAT	1	6,500,000	6,500,000
2011	Toyola Kenya	GKB741C-TOYOTA PRADO	1	3,500,000	3,500,000
2010	DT Dobie	GKA182U-VW PASSAT	1	6,500,000	6,500,000
2010	Toyola Kenya	GKA658V-TOYOTA	1	2,600,000	2,600,000
2009	DT Dobie	GKA837V-NISSAN	1	2,400,000	2,400,000
2009	DT Dobie	GKA370U-NISSAN XTRAIL	1	2,100,000	2,100,000
2008	Toyola Kenya	GKA297S-TOYOTA PRADO	1	5,300,000	5,300,000
2007	DT Dobie	GKA604P-NISSAN	1	1,600,000	1,600,000
2006	DT Dobie	GKA966N-NISSAN XTRAIL	1		
2005	Toyola Kenya	GKA919K-SUZUKI VITARA	1	3,200,000	3,200,000
2004	Toyola Kenya	GKA311H-SUZUKI VITARA	1	2,900,000	2,900,000
2001	Simba Colt	GKA029R-MITSUBISHI PAJERO	1	3,000,000	3,000,000

MINISTRY OF PUBLIC SERVICE AND GENDER AFFAIRS
STATE DEPARTMENT FOR PUBLIC SERVICE
SCHEDULE OF PENDING BILLS

No.	Invoice Date	Invoice No.	Supplier	Nature of Goods and Services	TOTAL PENDING BILLS	AMOUNT VERIFIED	AMOUNT PAID	AMOUNT OUTSTANDING
FY2020/2021								
1	26/05/2021	54	Purple Options Limited	Supply and Delivery of General Office Supplies March	195,565.00	195,565.00	0	195,565.00
2	11/5/2021	512021	Neatlikei Enterprises	Supply and Delivery of General Office Supplies March to June 2021	49,032.00	49,032.00	0	49,032.00
3	27/04/2021	700	Joybell Enterprises	Supply and Delivery of General Office Supplies March to June 2021	793,025.00	793,025.00	0	793,025.00
4	16/10/2020	PCK-051100	Postal Corporation of Kenya	EMS Courier Services Month of August 2020	456,980.00	456,980.00	0	456,980.00
5	16/10/2020	PCK-051120	Postal Corporation of Kenya	EMS Courier Services Month of July 2020	303,365.00	303,365.00	0	303,365.00
6	16/10/2020	PCK-051112	Postal Corporation of Kenya	EMS Courier Services Month of September 2020	139,525.00	139,525.00	0	139,525.00
7	26/11/2020	PCK-052162	Postal Corporation of Kenya	EMS Courier Services Month of October 2020	175,385.00	175,385.00	0	175,385.00
8	15/11/2020	PCK-052928	Postal Corporation of Kenya	EMS Courier Services Month of November 2020	131,460.00	131,460.00	0	131,460.00
9	19/11/2021	PCK-053923	Postal Corporation of Kenya	EMS Courier Services Month of December 2020	53,650.00	53,650.00	0	53,650.00
10	22/02/2021	PCK-054817	Postal Corporation of Kenya	EMS Courier Services Month of January 2021	185,725.00	185,725.00	0	185,725.00
11	16/03/2021	PCK-055636	Postal Corporation of Kenya	EMS Courier Services Month of February 2021	151,710.00	151,710.00	0	151,710.00
12	19/04/2021	PCK-056637	Postal Corporation of Kenya	EMS Courier Services Month of March 2021	81,695.00	81,695.00	0	81,695.00
13	17/05/2021	PCK-057465	Postal Corporation of Kenya	EMS Courier Services Month of April 2021	98,780.00	98,780.00	0	98,780.00
14	16/06/2021	PCK-058294	Postal Corporation of Kenya	EMS Courier Services Month of May 2021	203,110.00	203,110.00	0	203,110.00
15	3/5/2021	3001074641	Toyota Kenya Limited	Service and Maintenance FOR GKB 573M	201,564.00	201,564.00	-	201,564.00
16	10/6/2021	3001086847	Toyota Kenya Limited	Service and Maintenance FOR GKB 224J	145,365.00	145,365.00	-	145,365.00
17	9/6/2021	3001086516	Toyota Kenya Limited	Service and Maintenance FOR GKB 225J	175,254.00	175,254.00	-	175,254.00
18	10/6/2021	3001086844	Toyota Kenya Limited	Service and Maintenance and replacement of clutch plates for GKB 397M	85,863.00	85,863.00	-	85,863.00
19	31/10/2020	RG113990	Raceguards Limited	Security Services Month of October 2020	1,768,965.51	1,768,965.51	-	1,768,965.51
20	31/12/2020	RG114188	Raceguards Limited	Security Services of December 2020	1,768,965.51	1,768,965.51	-	1,768,965.51
21	31/01/2021	RG114292	Raceguards Limited	Security Services of January 2021	1,800,000.00	1,800,000.00	-	1,800,000.00
22	30/11/2020	RG114097	Raceguards Limited	Security Services Month of November 2020	1,768,965.36	1,768,965.36	-	1,768,965.36
23	28/02/2021	RG114396	Raceguards Limited	Security Services of February 2021	1,800,000.00	1,800,000.00	-	1,800,000.00
24	30/11/2020	HSCL/20/62	Hebron Security Limited	Security Services Month of November 2020	1,971,600.00	1,971,600.00	-	1,971,600.00

25	31/01/2021	HSCI/21/06	Hebron Security Limited	Security Services Month of January 2021	1,971,600.00	1,971,600.00	-	1,971,600.00
26	31/10/2020	HCSL/20/57	Hebron Security Limited	Security Services Month of October 2020	1,971,600.00	1,971,600.00	-	1,971,600.00
27	31/12/2020	HSCI/20/69	Hebron Security Limited	Security Services Month of December 2020	1,971,600.00	1,971,600.00	-	1,971,600.00
28	28/02/2021	HSCI/21/12	Hebron Security Limited	Security Services Month of February 2021	1,971,600.00	1,971,600.00	-	1,971,600.00
29	30/12/2020	102212	Guardforce Group Limited	Security Services Month of December 2020	1,754,224.20	1,754,224.20	-	1,754,224.20
30	30/11/2020	102128	Guardforce Group Limited	Security Services Month of November 2020	1,754,224.20	1,754,224.20	-	1,754,224.20
31	31/01/2021	102213	Guardforce Group Limited	Security Services Month of January 2021	1,754,224.20	1,754,224.20	-	1,754,224.20
32	28/02/2021	102214	Guardforce Group Limited	Security Services Month of February 2021	1,754,224.20	1,754,224.20	-	1,754,224.20
33	30/09/2020	101988	Guardforce Group Limited	Security Services Month of September 2020	1,754,224.20	1,754,224.20	-	1,754,224.20
34	1/1/2021	INV50215	Radar Limited	Security Services Month of January 2021	1,893,120.00	1,893,120.00	-	1,893,120.00
35	1/11/2020	INV47989	Radar Limited	Security Services Month of November 2020	1,860,480.00	1,860,480.00	-	1,860,480.00
36	1/12/2020	INV49124	Radar Limited	Security Services Month of December 2020	1,860,480.00	1,860,480.00	-	1,860,480.00
37	1/10/2020	INV46850	Radar Limited	Security Services Oct 2020 to February 2021	1,860,480.00	1,860,480.00	-	1,860,480.00
38	1/3/2020	INV38243	Radar Limited	March 2020 (Underpayment)	179,840.00	179,840.00	-	179,840.00
39	31/05/2020	INV41186	Radar Limited	Security Services May 2020 (Kilifi HC)	43,176.34	43,176.34	-	43,176.34
40	1/2/2021	INV50920	Radar Limited	Security Services Month of February 2021	1,893,120.00	1,893,120.00	-	1,893,120.00
41	12/8/2020	906003231	Techno Brain BPO ITES	Call Centre Services August 2020	49,006.00	49,006.00	-	49,006.00
42	6/4/2021	1965	Tilil Technologies	Payment of Bulk SMS	62,094.55	62,094.55	-	62,094.55
43	7/6/2021	2043	Tilil Technologies	Payment of Bulk SMS	129,189.55	129,189.55	-	129,189.55
44	6/4/2021	1964	Tilil Technologies	PRSP Services February 2021	34,261.15	34,261.15	-	34,261.15
45	4/6/2021	2956	Government Advertising Agency	Tender Notice Advertisement-May 2021	146,052.00	146,052.00	-	146,052.00
46	4/6/2021	2954	Government Advertising Agency	Tender Notice Advertisement-May 2021	233,669.00	233,669.00	-	233,669.00
47	3/5/2021	PCK26	Postal Corporation of Kenya Pension Scheme	Rent-Mombasa HC-April-June 2021	2,460,603.60	2,460,603.60	-	2,460,603.60
48	28/07/2020	10365	Colnet Limited	Cleaning Services-July 2020	1,408,830.03	1,408,830.03	-	1,408,830.03
49	3/8/2020	118	Sage Media	Being 25 percent of the contract price on submission of the 12th quatere report for communication consultancy services.	11,817,500.00	11,817,500.00	0.00	11,817,500.00
50	28/8/2020	325	Sage Media	Being 25 percent of the contract price on submission of the 15th quatere report for communication consultancy services.	11,817,500.00	11,817,500.00	-	11,817,500.00
51	3/9/2020	218	Sage Media	Being 25 percent of the contract price on submission of the 13th quatere report for communication consultancy services.	11,817,500.00	11,817,500.00	0.00	11,817,500.00
52	30/11/2020	318	Sage Media	Being 25 percent of the contract price on submission of the 14th quatere report for communication consultancy services.	11,817,500.00	11,817,500.00	0.00	11,817,500.00
53	30/11/2020	NOT VERIFIED	Sage Media	Communication Consultancy Services (Tuko Tayari Campaigns for NYS)	36,394,809.00	36,394,809.00	0.00	36,394,809.00
54	10/12/2020	427	Carnivore Restaurant	Team Building Activity	613,010.00	613,010.00	0.00	613,010.00
55	5/10/2020	NOT VERIFIED	Heritage Associates Ltd	Additional Professional Fees based on variations	2,263,293.76	2,263,293.76	0.00	2,263,293.76
56	5/10/2020	NOT VERIFIED	Costraq Consult Ltd	Additional Professional Fees based on variations	1,446,696.55	1,446,696.55	0.00	1,446,696.55

57	5/10/2020	NOT VERIFIED	Procost Ltd	Additional Professional Fees based on variations	1,435,754.04		0.00	1,435,754.04
58	31/08/2020	101/01/17(A2s)06	UTO Creations Studio Ltd	Additional Professional Fees based on variations	1,466,470.65	1,466,470.65	0.00	1,466,470.65
59	31/03/2021	003	Celerity Cleaners Limited	Provision of cleaning services at Harambee House 5th and 10th floors for the month of January, February and March, 2021	576,000.00	576,000.00	-	576,000.00
60	30/06/2021	004	Celerity Cleaners Limited	Provision of cleaning services at Harambee House 5th and 10th floors for the month of April, May and June, 2021	576,000.00	576,000.00	-	576,000.00
61	9/11/2020-13/11/2020	SINV-EMBU00618	Kenya School of Government-Embu	Provision of Conference facilities for job evaluation training	503,500.00	503,500.00	-	503,500.00
62	9/6/2021	SINV-NRB01145	Kenya School of Government-Lower Kabete	Provision of Conference facilities during validation of the report on the mandate of the State Department for Public Service	156,600.00	156,600.00	-	156,600.00
63	22/10/2020	SINV-EMB00062	Kenya School of Government-Embu	Provision of Executive Conference facilities during a retreat on Development of Generic Career Guidelines for County Governments	51,750.00	51,750.00	-	51,750.00
64	8/6/2021	SINV-EMB00321	Kenya School of Government-Embu	Provision of Conference package facility for Central Negotiating Committee Workshop for 12 people for four (4) days from 9th to 12th June, 2021.	180,000.00	180,000.00	-	180,000.00
65	16/10/2020	SINV-MSA00047	Kenya School of Government-Mombasa	Provision of Conference facilities during a workshop for preparation of the 2021/22-2023/24 Medium Term Budget	327,599.75	327,599.75	-	327,599.75
66	29/04/2021	SINV-NRB00990	Kenya School of Government-Lower Kabete	Provision of Conference facilities during a workshop to demonstrate the upgrade of GHRIS software	139,200.00	139,200.00	-	139,200.00
67	24/02/2021	INV2522	Machakos University	Provision of Conference facilities during HIV and AIDS Mainstreaming in the 17th cycle of Performance Contract	82,000.00	82,000.00	-	82,000.00
68	10/2/2021	INV2505	Machakos University	Provision of Conference facilities during report writing on the shortlisting exercise for the various advertised positions under Huduma Kenya Programme	114,000.00	114,000.00	-	114,000.00
69	29/01/2021	INV2491	Machakos University	Provision of Conference facilities during induction of newly recruited HRM & D assistants in the Civil Service	1,333,720.00	1,333,720.00	-	1,333,720.00
70	26/05/2021-04/06/2021	SINV-NRB01075/NRB01109	Kenya School of Government-Lower Kabete	Provision of Conference facilities during a One (1) day Workshop for Heads of HRM & D in Ministries and State Department.	266,800.00	266,800.00	-	266,800.00
71	21/05/2021	SINV-EMB00288	Kenya School of Government-Embu	Provision of conference facilities for Stakeholders Workshop to Review Performance Contracting Guidelines for Fiscal Year 2021/2022 from 10th to 13th May 2021.	1,121,250.00	1,121,250.00	0	1,121,250.00
72	2/6/2021	254-020-227411	HR Institute of Human Resource Management	Provision of conference facilities for 7th Annual HR Congress 2021 held on 15th to 18th June, 2021 at Sarova Whitesands-Mombasa.	139,200.00	139,200.00	0	139,200.00
73	21/01/2021	SINV-NRB00571	Kenya School of Government-Lower Kabete	Provision of conference facilities for members of departmental management committee	76,560.00	76,560.00	-	76,560.00
74	22/01/2021		Ministry of ICT (GAA)	Provision of advertisement services in daily newspapers on mygov pullout on 26th January, 2021	233,669.00	233,669.00	0	233,669.00

75	5/3/2021	80092797	Standard Group PLC	Advertisement for the position of chairperson and one member of the TSC	612,480.00	612,480.00	0	612,480.00
76	22/03/2021	80093149	Standard Group PLC	Advertisement for the position for the shortlisted candidates for the position of chairperson and one member of the TSC	487,200.00	487,200.00	0	487,200.00
77	5/3/2021	1000241812	Nation Media Group PLC	Advertisement of the position of Chairperson and one member of the TSC	574,860.00	574,860.00	0	574,860.00
78	22/03/2021	1000243283	Nation Media Group PLC	Advertisement for the shortlisted candidates for the position of chairperson and one member of the TSC	457,320.00	457,320.00	0	457,320.00
79	1/6/2021	46(2020-2021)	Ministry of Information, Communication and Technology	Advertisement for supply, delivery, installation, testing commissioning of GHRIS Infrastructure	205,045.00	205,045.00	0	205,045.00
80	23/10/2020	8051	Silver Africa Tours and Safaris	Provision of air tickets for SDPS Officers. Routing NBO-MBA-NBO	255,602.00	255,602.00	-	255,602.00
81	31/05/2021	9337	Silver Africa Tours and Safaris	Provision of air tickets for officers in SDPS (Ms Kimonye Mary, Njagi Shaban Njeru and Nyagah Florence) routing NBO-KIS-NBO	136,540.00	136,540.00	-	136,540.00
82	4/6/2021	9457	Silver Africa Tours and Safaris	Provision of return air ticket for Mr. James Buyekane. Routing NBO-MBA-NBO	64,250.00	64,250.00	-	64,250.00
83	4/6/2021	9446	Silver Africa Tours and Safaris	Provision of return air tickets for Mr. Yussuf Ibrahim. Routing NBO-MBA-NBO	51,680.00	51,680.00	-	51,680.00
84	2/6/2021	9335	Silver Africa Tours and Safaris	Provision of return air tickets for SDPS officers (Hon. Shebesh Racheal and Sigei Willy Kiplangat). Routing NBO-KIS-NBO	137,020.00	137,020.00	-	137,020.00
85	31/05/2021	9338	Silver Africa Tours and Safaris	Provision of return air tickets for Hon. Beatrice Elachi. Routing KIS-WIL	28,700.00	28,700.00	-	28,700.00
86	31/05/2021	9336	Silver Africa Tours and Safaris	Provision of return tickets for Mr. Peter Kabebe and ms Judith Mango. Routing NBO-MBA-NBO	60,630.00	60,630.00	-	60,630.00
87	26/06/2021	9585	Silver Africa Tours and Safaris	Provision of return tickets for Margaret Wamoto. Routing NBO-MBA-NBO	37,880.00	37,880.00	-	37,880.00
88	18/06/2021	9509	Silver Africa Tours and Safaris	Provision of return tickets for officers in SDPS (James Buyekane, Ndele Stephen, Nyagah Florence, Ms Kimonye Mary, Amwayi Kenneth, Kamau Peter Nderu, Fredrick Kiningi, Magua John). Routing NBO-HRE-NBO and NBO-ADD-VFA-ADD-NBO	1,784,385.00	1,784,385.00	-	1,784,385.00
89	28/05/2021	9300	Silver Africa Tours and Safaris	Provision of return tickets for Eric Kirui. Routing NBO-MBA-NBO	44,860.00	44,860.00	-	44,860.00
90	5/6/2021	9443	Silver Africa Tours and Safaris	Provision of return tickets for Ms Beatrice Elachi. Routing NBO-MBA-NBO	49,328.00	49,328.00	-	49,328.00
91	23/06/2021	9557	Silver Africa Tours and Safaris	Provision of return tickets for officers in the SDPS (Kobia Margaret, Rose Kariuki and Faith Nzuki Kasiva). Routing NBO-DXB-CDG-DXB-NBO	1,409,680.00	1,409,680.00	-	1,409,680.00
92	4/6/2021	9444	Silver Africa Tours and Safaris	Provision of return tickets for Mr. John Ogwel. Routing NBO-MBA-NBO	46,436.00	46,436.00	-	46,436.00
93	26/02/2021	8890	Silver Africa Tours and Safaris	Provision of return tickets for Adongo Elizabeth. Routing NBO-KIS-NBO	34,750.00	34,750.00	-	34,750.00
94	25/06/2021	1020	Globus Tours & Travel Ltd	Provision of return tickets for Mr. Isaac Ngige. Routing NBO-MBA-NBO	39,700.00	39,700.00	-	39,700.00
95	18/06/2021	104	Safesky Travel Group Limited	Provision of return air ticket for officers in SDPS (Gladys Asuga, Millicent Muiru, Betty Solita, Brian Kochwa and David Kanji). Routing NBO-HRE-NBO	716,329.00	716,329.00	-	716,329.00

96	23/06/2021	3001090797	Toyota Kenya Ltd	Repair and service of GKB 608S-Toyota Prado	86,084.00	86,084.00	-	86,084.00
97	23/06/2021	3001091063	Toyota Kenya Ltd	Repair and service of GKB 198V	15,100.00	15,100.00	-	15,100.00
98	21/06/2021	3001090179	Toyota Kenya Ltd	Service for GKB 809H - Toyota	33,078.00	33,078.00	-	33,078.00
99	6/3/2021	SON-12065	Ursia Limited	Repair of GKB A 363H	145,884.41	145,884.41	-	145,884.41
100	27/05/2021	CS0459	Ursia Limited	Repair and service of GKB800S-Peugeot Saloon for use by the CS	32,973.00	32,973.00	-	32,973.00
101	24/06/2021	SON-12125	Ursia Limited	Repair and Service of GKB 803S	56,143.99	56,143.99	-	56,143.99
102	24/06/2021	SON-12121	Ursia Limited	Repair and Service of GKB 664 - Peugeot Saloon	53,524.24	53,524.24	-	53,524.24
103	24/06/2021	SON-12120	Ursia Limited	Repair and Service of GKB 275 - Peugeot	75,690.27	75,690.27	-	75,690.27
104	24/06/2021	SON-12122	Ursia Limited	Repair and Service of GKB 800S - Peugeot	51,123.09	51,123.09	-	51,123.09
105	8/6/2021	PCK-056819	Postal Corporation of Kenya	Provision of postal services in the month of May, 2021	118,680.00	118,680.00	0	118,680.00
106	27/01/2021	PCK-056867	Postal Corporation of Kenya	Provision of annual rental fee for private box for the use of Director of Personnel Management (30050 Nairobi GPO) box upto 28/02/2019 to 31/12/2019, 01/03/2019 to 28/02/2021, 01/01/2020 to 31/12/2021	37,800.00	37,800.00	0	37,800.00
107	5/4/2021	PCK-056807	Postal Corporation of Kenya	Provision of postal services of PCK-056807 for the month of April, 2021	1,105.00	1,105.00	0	1,105.00
108	7/5/2021	PCK-056789	Postal Corporation of Kenya	Provision of postal services of PCK-056789 for the month of April, 2021	116,000.00	116,000.00	-	116,000.00
109	31/05/2021	200819	Fgee Technology Limited	Supply and delivery of service for maintenance of GHRS Infrastructure for 4th quarter 2020.	467,500.00	467,500.00	-	467,500.00
110	30/06/2021	2465	Rick Office Solutions Limited	Preventive Maintenance and Servicing of Printers	310,080.00	310,080.00	0	310,080.00
111	30/07/2020	inv1900-845	Kenya Institute of Curriculum Development (KICD)	Conference facilities	1,712,000.00	1,712,000.00	0	1,712,000.00
112	10/8/2020	inv1900-855	KICD	Conference facilities	88,000.00	88,000.00	-	88,000.00
113	30/06/2021	NOT VERIFIED	Nairobi HCCC No.74 of 2013	Court judgement	8,000,000.00	8,000,000.00	-	8,000,000.00
114	30/06/2021	NOT VERIFIED	Nairobi ELR Cause No.51 of 2012	Court judgement	1,572,544.74	1,572,544.74	-	1,572,544.74
FY2019/2020					162,253,341.09	73,442,787.74	-	162,253,341.09

115	18/12/2019	41806	Postal Corporation of Kenya	EMS Courier Services	126,675.00	126,675.00	0	126,675.00
116	25/11/2019	40792	Postal Corporation of Kenya	EMS Courier Services	121,675.00	121,675.00	0	121,675.00
117	18/5/2019	34341	Postal Corporation of Kenya	EMS Courier Services	88,410.00	88,410.00	0	88,410.00
118	25/02/2020	43856	Postal Corporation of Kenya	EMS Courier Services	69,200.00	69,200.00	0	69,200.00
119	18/03/2020	44806	Postal Corporation of Kenya	EMS Courier Services	96,865.00	96,865.00	0	96,865.00
120	23/04/2020	45995	Postal Corporation of Kenya	EMS Courier Services	105,100.00	105,100.00	0	105,100.00
	29/06/2020	201809	Roeh Tours and Travel	Provision of Air Tickets	4,028,915.00	4,028,915.00		4,028,915.00
122	29/06/2020	46663	Postal Corporation of Kenya	EMS Courier Services	36,600.00	36,600.00	0	36,600.00

123	30/06/2020	NOT VERIFIED	Stanklean Commercial Ltd	Renovation Works to ground floor and caretakers residence at Harambee House-Nairobi (3rd and 4th Certificates)	10,389,870.18	10,389,870.18	0	10,389,870.18
124	23/07/2019	HUD/RPR/01	Edon Consultants International Limited	Consultancy Services for the Assessment of Dilapidations and Repairs for Bungoma, Busia, Homa Bay, Kakamega, Migori and Siaya Huduma Centres	2,299,089.95	2,299,089.95	0	2,299,089.95
125	23/07/2019	HUD/RPR/02	Edon Consultants International Limited	Final Payment-Major Repairs for Bungoma, Busia, Homa Bay, Kakamega, Migori and Siaya Huduma Centres	2,646,270.00	2,646,270.00	0	2,646,270.00
					20,008,670.13	20,008,670.13	0	20,008,670.13
FY2017/2018								
126	25/06/2018	CC/HKS/15.05.08	Costraq Consult Limited	Fit Out Works for proposed Huduma Centre at Garden City Mall Huduma Centre	36,103,796.60	36,103,796.60	0	36,103,796.60
127	25/06/2018	TO BE VERIFIED	Norift Construction Company Limited	Claim for Variation of Contract for Works-Baringo Huduma Centre	13,050,587.00	13,050,587.00	0.00	13,050,587.00
					49,154,383.60	49,154,383.60	0.00	49,154,383.60
				GRAND TOTAL	231,416,394.82	142,605,841.47	-	231,416,394.82

F.O. 30

BANK RECONCILIATION

From Date : 01-JUL-20 To : 23-JUL-21

DEV 1213-STATE DEPARTMENT FOR PUBLIC S

Bank : Central Bank of Kenya , Branch : Haile Selassie , Account Number : 1000395656

Balance as per bank certificate

554,400.00

Less --

1. Payment in Cash Book not yet recorded in Bank Statement
(Unpresented Cheques)

2. Receipts in Bank Statement not yet recorded in Cash Book

Add --

3. Payment in Bank Statement not yet recorded in Cash Book

4. Receipts in Cash Book not yet Recorded in Bank Statement

Bank Balance as per Cash Book

554,400.00

Reconciled by: Signature: Date:

Reviewed by : Signature: Date:

Approved by: Signature: Date:

REPUBLIC OF KENYA
BANK RECONCILIATION

From Date : 01-JUL-20 To : 23-JUL-21

DEV 1213-STATE DEPARTMENT FOR PUBLIC

Bank : Central Bank of Kenya , Branch : Haile Selassie , Account Number : 1000395656

1. PAYMENTS IN CASH BOOK NOT YET RECORDED IN BANK STATEMENT (UNPRESENTED CHEQUES)

Cheque		Payee	Amount
No	Date		
			Total :

2. RECEIPTS IN BANK STATEMENT NOT YET RECORDED IN CASH BOOK

Receipts		Amount
No	Date	
Total :		

3. PAYMENTS IN BANK STATEMENT NOT YET RECORDED IN CASH BOOK

Cheque		Amount
No	Date	
Total :		

4. RECEIPTS IN CASH BOOK NOT YET RECORDED IN BANK STATEMENT

Receipts		Amount
No	Date	
Total :		

From Date : 01-JUN-21 To : 30-JUN-21

DEV 1213-STATE DEPARTMENT FOR PUBLIC S

Bank : Central Bank of Kenya , Branch : Haile Selassie , Account Number : 1000395656

1. PAYMENTS IN CASH BOOK NOT YET RECORDED IN BANK STATEMENT (UNPRESENTED CHEQUES)

Cheque		Payee	Amount
No	Date		
190000218	28-JUN-21	DIRECTOR NATIONAL YOUTH SERVICE	446,000,000.00
190000219	28-JUN-21	DIRECTOR NATIONAL YOUTH SERVICE	471,000,000.00
Total :			917,000,000.00

2. RECEIPTS IN BANK STATEMENT NOT YET RECORDED IN CASH BOOK

Receipts		Amount
No	Date	
		Total :

3. PAYMENTS IN BANK STATEMENT NOT YET RECORDED IN CASH BOOK

Cheque		Amount
No	Date	
Total :		

4. RECEIPTS IN CASH BOOK NOT YET RECORDED IN BANK STATEMENT

Receipts		Amount
No	Date	
		Total :

REPUBLIC OF KENYA
BANK RECONCILIATION

From Date : 01-JUN-21 To : 30-JUN-21

DEV 1213-STATE DEPARTMENT FOR PUBLIC

Bank : Central Bank of Kenya , Branch : Haile Selassie , Account Number : 1000395656

Balance as per bank certificate

554,400.00

Less --

1. Payment in Cash Book not yet recorded in Bank Statement
(Unpresented Cheques)

917,000,000.00

2. Receipts in Bank Statement not yet recorded in Cash Book

Add --

3. Payment in Bank Statement not yet recorded in Cash Book

4. Receipts in Cash Book not yet Recorded in Bank Statement

Bank Balance as per Cash Book

-916,445,600.00

Reconciled by: Signature: Date:

Reviewed by : Signature: Date:

Approved by: Signature: Date:

F.O. 30

BANK RECONCILIATION

From Date : 01-JUL-20 To : 23-JUL-21

DEP 1213-STATE DEPARTMENT FOR PUBLIC S

Bank : Central Bank of Kenya , Branch : Haile Selassie , Account Number : 1000395718

Balance as per bank certificate

15,614,693.45

Less --

1. Payment in Cash Book not yet recorded in Bank Statement
(Unpresented Cheques)

2. Receipts in Bank Statement not yet recorded in Cash Book

Add --

3. Payment in Bank Statement not yet recorded in Cash Book

4. Receipts in Cash Book not yet Recorded in Bank Statement

Bank Balance as per Cash Book

15,614,693.45

Reconciled by: Signature: Date:

Reviewed by : Signature: Date:

Approved by: Signature: Date:

REPUBLIC OF KENYA
BANK RECONCILIATION

From Date : 01-JUL-20 To : 23-JUL-21

DEP 1213-STATE DEPARTMENT FOR PUBLIC

Bank : Central Bank of Kenya , Branch : Haile Selassie , Account Number : 1000395718

1. PAYMENTS IN CASH BOOK NOT YET RECORDED IN BANK STATEMENT (UNPRESENTED CHEQUES)

Cheque		Payee	Amount
No	Date		
Total :			

2. RECEIPTS IN BANK STATEMENT NOT YET RECORDED IN CASH BOOK

Receipts		Amount
No	Date	
Total :		

3. PAYMENTS IN BANK STATEMENT NOT YET RECORDED IN CASH BOOK

Cheque			Amount
No	Date		
Total :			

4. RECEIPTS IN CASH BOOK NOT YET RECORDED IN BANK STATEMENT

Receipts		Amount
No	Date	
Total :		

F.O. 30

BANK RECONCILIATION

From Date : 01-JUL-20 To : 30-JUN-21

DEP 1213-STATE DEPARTMENT FOR PUBLIC S

Bank : Central Bank of Kenya , Branch : Haile Selassie , Account Number : 1000395718

Balance as per bank certificate

23,874,151.20

Less --

1. Payment in Cash Book not yet recorded in Bank Statement
(Unpresented Cheques)

8,070,846.70

2. Receipts in Bank Statement not yet recorded in Cash Book

Add --

3. Payment in Bank Statement not yet recorded in Cash Book

4. Receipts in Cash Book not yet Recorded in Bank Statement

Bank Balance as per Cash Book

15,803,304.50

Reconciled by: Signature: Date:

Reviewed by : Signature: Date:

Approved by: Signature: Date:

REPUBLIC OF KENYA
BANK RECONCILIATION

From Date : 01-JUL-20 To : 30-JUN-21

DEP 1213-STATE DEPARTMENT FOR PUBLIC

Bank : Central Bank of Kenya , Branch : Haile Selassie , Account Number : 1000395718

1. PAYMENTS IN CASH BOOK NOT YET RECORDED IN BANK STATEMENT (UNPRESENTED CHEQUES)			
Cheque		Payee	Amount
No	Date		
200000064	30-JUN-21	PIONEER ENGINEERING AND CONSTRUCTION CO.LTD	8,070,846.70
Total :			8,070,846.70

2. RECEIPTS IN BANK STATEMENT NOT YET RECORDED IN CASH BOOK

Receipts		Amount
No	Date	
Total :		

3. PAYMENTS IN BANK STATEMENT NOT YET RECORDED IN CASH BOOK

Cheque		Amount
No	Date	
Total :		

4. RECEIPTS IN CASH BOOK NOT YET RECORDED IN BANK STATEMENT

Receipts		Amount
No	Date	
Total :		



Budget Execution by Heads and Programmes

Entity: 1213-1213_State Department for Public Service

Period: JUL-20 To JUN-21

Head	Program	Description	Approved Budget	Actual Payments	Variance
1213000100			8,297,258.00	8,199,680.00	97,578.00
	0709000000	General Administration Planning and Support Services	8,297,258.00	8,199,680.00	97,578.00
1213000400			128,911,597.00	128,233,722.40	677,874.60
	0710000000	Public Service Transformation	128,911,597.00	128,233,722.40	677,874.60
1213000700			490,567,785.00	487,803,181.65	2,764,603.35
	0709000000	General Administration Planning and Support Services	417,794,276.00	416,167,890.95	1,626,385.05
	0710000000	Public Service Transformation	72,773,509.00	71,635,290.70	1,138,218.30
1213000800			85,714,563.00	84,451,640.80	1,262,922.20
	0710000000	Public Service Transformation	85,714,563.00	84,451,640.80	1,262,922.20
	0709000000	General Administration Planning and Support Services	0.00	0.00	0.00
1213000900			4,185,224,332.00	4,184,185,234.85	1,039,097.15
	0710000000	Public Service Transformation	4,185,224,332.00	4,184,185,234.85	1,039,097.15
1213001000			32,264,595.00	30,358,539.20	1,906,055.80
	0709000000	General Administration Planning and Support Services	32,264,595.00	30,358,539.20	1,906,055.80
1213001100			1,327,479,894.00	1,327,479,893.25	0.75
	0710000000	Public Service Transformation	1,327,479,894.00	1,327,479,893.25	0.75
1213001200			1,077,686,192.00	979,403,013.05	98,283,178.95
	0710000000	Public Service Transformation	1,077,686,192.00	979,403,013.05	98,283,178.95
1213001300			29,181,644.00	28,539,970.00	641,674.00
	0710000000	Public Service Transformation	29,181,644.00	28,539,970.00	641,674.00
1213001400			5,809,800.00	5,809,750.00	50.00
	0710000000	Public Service Transformation	5,809,800.00	5,809,750.00	50.00
1213001500			54,326,443.00	48,927,789.70	5,398,653.30
	0710000000	Public Service Transformation	54,326,443.00	48,927,789.70	5,398,653.30
1213001600			7,199,910,800.00	7,199,910,800.00	0.00
	0747000000	National Youth Service	7,199,910,800.00	7,199,910,800.00	0.00
1213100100			554,400.00	0.00	554,400.00
	0710000000	Public Service Transformation	554,400.00	0.00	554,400.00
1213100200			20,000,000.00	20,000,000.00	0.00
	0710000000	Public Service Transformation	20,000,000.00	20,000,000.00	0.00
1213100300			20,000,000.00	20,000,000.00	0.00
	0710000000	Public Service Transformation	20,000,000.00	20,000,000.00	0.00
1213100400			40,000,000.00	40,000,000.00	0.00
	0710000000	Public Service Transformation	40,000,000.00	40,000,000.00	0.00
1213100500			0.00	0.00	0.00
	0710000000	Public Service Transformation	0.00	0.00	0.00
	0709000000	General Administration Planning and Support Services	0.00	0.00	0.00
1213100600		Refurbishment and partitioning of offices-DPSM	0.00	0.00	0.00
	0709000000	General Administration Planning and Support Services	0.00	0.00	0.00
1213100700			0.00	0.00	0.00
	0710000000	Public Service Transformation	0.00	0.00	0.00
1213100800			0.00	0.00	0.00
	0710000000	Public Service Transformation	0.00	0.00	0.00
1213100900			25,000,000.00	25,000,000.00	0.00
	0747000000	National Youth Service	25,000,000.00	25,000,000.00	0.00
1213101000			892,000,000.00	892,000,000.00	0.00
	0747000000	National Youth Service	892,000,000.00	892,000,000.00	0.00
		Grand Total	15,622,929,303.00	15,510,303,214.90	112,626,088.10

The Statement has been prepared, reviewed and approved by the following:

Prepared By: _____

Date: _____

Reviewed By: _____

Date: _____

Approved By: _____

Date: _____

Trial Balance Comparison Report

Entity: 1213-1213 State Department for Public Service

Current Period: JUL-20 To JUN-21

Compare With: JUL-19 To ADJ2-20

Account No and Description	Current Period		Previous period	
	Debit Balance	Credit Balance	Debit Balance	Credit Balance
	Kshs	Kshs	Kshs	Kshs
1420507 Receipts from Sale of Agricultural Goods	0.00	723,570,000.00	0.00	0.00
1420500 Incidental Sales by Non-Market Establishments Collected as AIA	0.00	723,570,000.00	0.00	0.00
1420000 Sales of Goods and Services	0.00	723,570,000.00	0.00	0.00
2110101 Basic Salaries - Civil Service	241,036,702.85	0.00	232,978,895.75	0.00
2110100 Basic Salaries - Permanent Employees	241,036,702.85	0.00	232,978,895.75	0.00
2110201 Contractual Employees	194,568,739.40	0.00	179,661,998.85	0.00
2110202 Casual Labour - Others	64,203,081.20	0.00	41,352,886.85	0.00
2110200 Basic Wages - Temporary Employees	258,771,820.60	0.00	221,014,885.70	0.00
2110301 House Allowance	89,834,246.30	0.00	99,860,042.60	0.00
2110303 Acting Allowance	375,000.00	0.00	0.00	0.00
2110305 Prosecutorial and State Counsel Allowance	1,050,000.00	0.00	999,500.00	0.00
2110307 Hardship Allowance	210,000.00	0.00	0.00	0.00
2110309 Special Duty Allowance	1,744,996.40	0.00	695,250.00	0.00
2110311 Transfer Allowance	199,949.40	0.00	0.00	0.00
2110312 Responsibility Allowance	4,828,120.00	0.00	3,524,950.00	0.00
2110313 Entertainment Allowance	7,870,275.00	0.00	5,838,950.00	0.00
2110314 Transport Allowance	38,771,871.50	0.00	25,719,618.15	0.00
2110315 Extremous Allowance	13,724,945.70	0.00	10,248,452.50	0.00
2110317 Domestic Servant Allowance	2,180,800.00	0.00	1,345,800.00	0.00
2110318 n Practising Allowance	999,950.00	0.00	699,500.00	0.00
2110320 Leave Allowance	3,414,356.00	0.00	2,858,885.90	0.00
2110327 Ministerial Allowance	3,600,000.00	0.00	2,552,406.40	0.00
2110300 Personal Allowances paid as part of Salary	168,804,510.30	0.00	154,343,355.55	0.00
2110000 Wages and Salary Contributions	668,613,033.75	0.00	608,337,137.00	0.00
2120201 Employer Contributions to National Social and Health Insurance Scheme	4,000,000,000.00	0.00	4,000,000,000.00	0.00
2120200 Employer Contributions to Compulsory Health Insurance Schemes	4,000,000,000.00	0.00	4,000,000,000.00	0.00
2120000 Social Contributions	4,000,000,000.00	0.00	4,000,000,000.00	0.00
2210101 Electricity	27,186,654.10	0.00	24,986,476.85	0.00
2210102 Water and Sewerage Charges	20,841,748.35	0.00	33,786,039.15	0.00
2210100 Utilities, Supplies and Services	48,028,402.45	0.00	58,772,516.00	0.00
2210201 Telephone, Telex, Facsimile and Mobile Phone Services	19,597,192.00	0.00	24,935,765.00	0.00
2210202 Internet Connections	42,852,598.45	0.00	92,093,468.65	0.00
2210203 Courier & Postal Services	2,906,926.95	0.00	6,035,494.25	0.00
2210200 Communication, Supplies and Services	65,356,717.40	0.00	123,064,727.90	0.00
2210301 Travel Costs (airlines, bus, railway, mileage allowances, etc.)	17,418,470.85	0.00	25,209,334.00	0.00
2210302 Accommodation - Domestic Travel	15,255,575.00	0.00	18,199,204.00	0.00
2210303 Daily Subsistence Allowance	26,450,994.00	0.00	28,036,755.00	0.00
2210304 Sundry Items (e.g. airport tax, taxis, etc?)	317,934.00	0.00	546,306.00	0.00
2210307 Passage & Transfer Expenses	22,400.00	0.00	26,000.00	0.00
2210300 Domestic Travel and Subsistence, and Other Transportation Costs	59,465,373.85	0.00	72,017,599.00	0.00
2210401 Travel Costs (airlines, bus, railway, etc.)	4,163,114.00	0.00	9,944,869.00	0.00
2210402 Accommodation	4,160,733.00	0.00	6,021,872.00	0.00
2210403 Daily Subsistence Allowance	6,235,098.00	0.00	13,664,053.00	0.00
2210404 Sundry Items (e.g. airport tax, taxis, etc?)	0.00	0.00	5,000.00	0.00
2210400 Foreign Travel and Subsistence, and other transportation costs	14,558,945.00	0.00	29,635,794.00	0.00
2210502 Publishing & Printing Services	3,041,344.00	0.00	4,940,845.00	0.00
2210503 Subscriptions to Newspapers, Magazines and Periodicals	999,112.00	0.00	1,419,321.00	0.00
2210505 Trade Shows and Exhibitions	376,000.00	0.00	457,400.00	0.00
2210500 Printing, Advertising and Information Supplies and Services	4,416,456.00	0.00	6,817,566.00	0.00
2210603 Rents and Rates - Non-Residential	214,171,491.50	0.00	264,125,376.70	0.00

Account No and Description	Current Period		Previous period	
	Debit Balance	Credit Balance	Debit Balance	Credit Balance
2210600 Rentals of Produced Assets	214,171,491.50	0.00	264,125,376.70	0.00
2210701 Travel Allowance	3,792,900.00	0.00	13,030,463.00	0.00
2210702 Remuneration of Instructors and Contract Based Training Services	1,411,221.00	0.00	1,101,975.00	0.00
2210703 Production and Printing of Training Materials	1,724,048.00	0.00	928,000.00	0.00
2210704 Hire of Training Facilities and Equipment	3,716,200.00	0.00	2,647,368.90	0.00
2210705 Field Training Attachments	604,600.00	0.00	1,602,060.00	0.00
2210706 Book Allowance	90,000.00	0.00	101,970.00	0.00
2210707 Project Allowance	90,000.00	0.00	138,902.00	0.00
2210708 Trainer Allowance	4,023,200.00	0.00	4,736,800.00	0.00
2210709 Research Allowance	65,908.00	0.00	0.00	0.00
2210710 Accommodation Allowance	725,000.00	0.00	1,438,537.00	0.00
2210711 Tuition Fees Allowance	6,520,750.70	0.00	13,342,010.50	0.00
2210712 Trainee Allowance	224,000.00	0.00	1,747,077.00	0.00
2210716 Human Resource Reforms	84,000.00	0.00	168,000.00	0.00
2210700 Training Expenses	23,071,827.70	0.00	40,983,163.40	0.00
2210801 Catering Services (receptions), Accommodation, Gifts, Food and Drinks	28,943,232.70	0.00	25,927,406.55	0.00
2210802 Boards, Committees, Conferences and Seminars	34,787,626.00	0.00	42,647,868.15	0.00
2210805 National Celebrations	77,500.00	0.00	85,400.00	0.00
2210807 Medals, Awards and Honors	40,000.00	0.00	60,000.00	0.00
2210808 Purchase of Coffins	105,000.00	0.00	50,000.00	0.00
2210800 Hospitality Supplies and Servi	63,953,358.70	0.00	68,770,694.70	0.00
2210901 Group Personal Insurance	1,499,991.00	0.00	0.00	0.00
2210910 Medical Insurance	113,483,494.85	0.00	109,613,708.00	0.00
2210900 Insurance Costs	114,983,485.85	0.00	109,613,708.00	0.00
2211001 Medical Drugs	1,067,000.00	0.00	1,066,000.00	0.00
2211004 Fungicides, Insecticides and Sprays	94,708.00	0.00	0.00	0.00
2211009 Education and Library Supplies	1,050,425.00	0.00	2,245,595.00	0.00
2211015 Foods and Rations	150,000.00	0.00	28,404.00	0.00
2211016 Purchase of Uniforms and Clothing - Staff	13,962,850.00	0.00	16,218,485.00	0.00
2211020 Uniform and Clothing Allowances	225,000.00	0.00	145,600.00	0.00
2211000 Specialised Materials and Supp	16,549,983.00	0.00	19,704,084.00	0.00
2211101 General Office Supplies (papers, pencils, forms, small office equipment etc)	52,678,376.00	0.00	81,841,225.85	0.00
2211102 Supplies and Accessories for Computers and Printers	12,025,442.20	0.00	19,065,776.90	0.00
2211103 Sanitary and Cleaning Materials, Supplies and Services	2,348,178.40	0.00	398,019.00	0.00
2211100 Office and General Supplies and Services	67,051,996.60	0.00	101,305,021.75	0.00
2211201 Refined Fuels and Lubricants for Transport	12,076,267.00	0.00	12,505,456.05	0.00
2211200 Fuel Oil and Lubricants	12,076,267.00	0.00	12,505,456.05	0.00
2211305 Contracted Guards and Cleaning Services	281,380,854.90	0.00	215,946,602.35	0.00
2211306 Membership Fees, Dues and Subscriptions to Professional and Trade Bodies	1,065,265.20	0.00	1,120,660.00	0.00
2211308 Legal Dues/fees, Arbitration and Compensation Payments	282,900.00	0.00	295,600.00	0.00
2211310 Contracted Professional Services	36,977,051.35	0.00	85,112,111.10	0.00
2211311 Contracted Technical Services	16,741,940.00	0.00	23,667,426.60	0.00
2211320 Temporary Committee Expenses	25,666,275.00	0.00	37,927,514.00	0.00
2211328 Counselling Services	9,100,000.00	0.00	8,099,990.00	0.00
2211329 HIV AIDS Secretariat workplace Policy Development	690,000.00	0.00	693,000.00	0.00
2211330 Administration of Superannuation Pension Scheme	242,500.00	0.00	230,000.00	0.00
2211300 Other Operating Expenses	372,146,786.45	0.00	373,092,904.05	0.00
2210000 Goods and Services	1,075,831,091.50	0.00	1,280,408,611.55	0.00
2220101 Maintenance Expenses - Motor Vehicles	12,234,015.90	0.00	14,642,652.60	0.00
2220100 Routine Maintenance - Vehicles	12,234,015.90	0.00	14,642,652.60	0.00
2220201 Maintenance of Plant, Machinery and Equipment (including lifts)	343,810.00	0.00	530,325.45	0.00
2220202 Maintenance of Office Furniture and Equipment	2,259,465.00	0.00	1,726,715.20	0.00
2220205 Maintenance of Buildings and Stations -- Non-Residential	1,230,380.00	0.00	844,249.00	0.00
2220209 Minor Alterations to Buildings and Civil Works	15,669,517.00	0.00	59,118,148.00	0.00
2220210 Maintenance of Computers,	15,274,050.60	0.00	9,520,762.00	0.00

Account No and Description	Current Period		Previous period	
	Debit Balance	Credit Balance	Debit Balance	Credit Balance
Software, and Networks				
2220212 Maintenance of Communications Equipment	357,485.00	0.00	2,381,609.45	0.00
2220200 Routine Maintenance - Other Assets	35,134,707.60	0.00	74,121,809.10	0.00
2220000 Routine Maintenance	47,368,723.50	0.00	88,764,461.70	0.00
2630101 Current Grants to Semi-Autonomous Government Agencies	8,567,492,424.45	0.00	2,086,688,896.00	0.00
2630100 Current Grants to Government Agencies and other Levels of Government	8,567,492,424.45	0.00	2,086,688,896.00	0.00
2630201 Capital Grants to Semi-Autonomous Government Agencies	997,000,000.00	0.00	510,182,739.00	0.00
2630200 Capital Grants to Government Agencies and other Levels of Government	997,000,000.00	0.00	510,182,739.00	0.00
2630000 Grants & Transfer To Other Govt. Units	9,564,492,424.45	0.00	2,596,871,635.00	0.00
2640101 Scholarships and other Educational Benefits - Secondary Education	17,854,622.00	0.00	15,585,593.00	0.00
2640103 Educational Allowance	12,027,100.00	0.00	10,686,332.00	0.00
2640100 Scholarships and other Educational Benefits	29,881,722.00	0.00	26,271,925.00	0.00
2640000 Other Transfers and Emergency Relief	29,881,722.00	0.00	26,271,925.00	0.00
2710101 Early Retirement	726,755.15	0.00	810,000.00	0.00
2710102 Gratuity - Civil Servants	104,324,684.55	0.00	47,153,058.45	0.00
2710100 Government Pension and Retirement Benefits	105,051,439.70	0.00	47,963,058.45	0.00
2710000 Social Security Benefits	105,051,439.70	0.00	47,963,058.45	0.00
3110202 Non-Residential Buildings (offices, schools, hospitals, etc..)	0.00	0.00	0.00	0.00
3110200 Construction of Building	0.00	0.00	0.00	0.00
3110302 Refurbishment of Non-Residential Buildings	0.00	0.00	84,009,875.20	0.00
3110300 Refurbishment of Buildings	0.00	0.00	84,009,875.20	0.00
3110504 Other Infrastructure and Civil Works	0.00	0.00	51,614,181.90	0.00
3110500 Construction and Civil Works	0.00	0.00	51,614,181.90	0.00
3110701 Purchase of Motor Vehicles	15,000,000.00	0.00	10,489,750.00	0.00
3110700 Purchase of Vehicles and Other Transport Equipment	15,000,000.00	0.00	10,489,750.00	0.00
3110901 Purchase of Household and Institutional Furniture and Fittings	517,800.00	0.00	72,295.00	0.00
3110900 Purchase of Household Furniture and Institutional Equipment	517,800.00	0.00	72,295.00	0.00
3111001 Purchase of Office Furniture and Fittings	3,546,980.00	0.00	5,267,201.00	0.00
3111009 Purchase of other Office Equipment	0.00	0.00	0.00	0.00
3111000 Purchase of Office Furniture and General Equipment	3,546,980.00	0.00	5,267,201.00	0.00
3110000 Acquisition of Fixed Capital Assets	19,064,780.00	0.00	151,453,303.10	0.00
3520304 Sale of Goods and Fees for Services	0.00	928,640,851.50	0.00	1,745,710,055.15
3520300 Receipts from the Sale of Inventories, Stocks and Commodities	0.00	928,640,851.50	0.00	1,745,710,055.15
3520000 Receipts from Sales of Inventories	0.00	928,640,851.50	0.00	1,745,710,055.15
6530101 Ministry HQ Recurrent Bank A/C	0.00	130,779,958.10	0.00	572,695,733.20
6530100 Recurrent Bank Accounts	0.00	130,779,958.10	0.00	572,695,733.20
6530000 Recurrent Bank Accounts	0.00	130,779,958.10	0.00	572,695,733.20
6540101 Ministry HQ Development Bank A	918,178,679.35	0.00	0.00	61,266,692.00
6540100 Development Bank Accounts	918,178,679.35	0.00	0.00	61,266,692.00
6540000 Development Bank Accounts	918,178,679.35	0.00	0.00	0.00
6550101 Ministry HQ Deposit Bank A/C	80,810,958.75	0.00	127,905,448.25	0.00
6550100 Deposit Bank Accounts	80,810,958.75	0.00	127,905,448.25	0.00
6550000 Deposit Bank Account	80,810,958.75	0.00	127,905,448.25	0.00
6580101 Cash	563,594,025.55	0.00	531,052,397.60	0.00
6580102 Cash at Hand - imprest	0.00	0.00	0.00	0.00
6580104 Cash in Transit	1,424,278,946.75	0.00	264,124,642.85	0.00
6580100 Cash in Hand	1,987,872,972.30	0.00	795,177,040.45	0.00
6580000 Cash in Hand	1,987,872,972.30	0.00	795,177,040.45	0.00
6710103 Salary advance	0.00	0.00	0.00	0.00
6710100 Debtors & Advances - Employees	0.00	0.00	0.00	0.00
6710000 Domestic Debtors & Advances	0.00	0.00	0.00	0.00
6740101 Prepayment	0.00	0.00	596,000.00	0.00
6740102 R/D Cheques	0.00	0.00	596,000.00	0.00
6740100 Other Debtors & Pre-payments	0.00	0.00	596,000.00	0.00
6740000 Other Debtors & Pre-payments	0.00	0.00	0.00	0.00
6760101 Standing Imprests	0.00	0.00	0.00	0.00
6760102 Special Imprests	0.00	0.00	0.00	0.00
6760103 Temporary Imprests	0.00	0.00	0.00	0.00
6760100 Imprests	0.00	0.00	0.00	0.00

Account No and Description	Current Period		Previous period	
	Debit Balance	Credit Balance	Debit Balance	Credit Balance
6760000 Government Imprests	0.00	0.00	0.00	0.00
6770101 Inter-Ministerial Agency A/C	0.00	0.00	0.00	0.00
6770100 Ministerial Agency Accounts	0.00	0.00	0.00	0.00
6770000 Agency Accounts	0.00	0.00	0.00	0.00
6780101 General Suspense A/C	0.00	0.00	0.00	0.00
6780103 District Suspense A/c	0.00	0.00	0.00	0.00
6780110 Imprest Cash Recovery	0.00	0.00	0.00	0.00
6780111 Salary Advance Recovery	0.00	0.00	0.00	0.00
6780100 Suspense & Clearance Account	0.00	0.00	0.00	0.00
6780000 Suspense & Clearance Account	0.00	0.00	0.00	0.00
7310101 General Deposits	0.00	0.00	0.00	54,760,463.85
7310108 Professional Fees (Survey)	0.00	0.00	0.00	0.00
7310100 General Deposits Items	0.00	0.00	0.00	54,760,463.85
7310000 Deposits	0.00	0.00	0.00	54,760,463.85
7320001 PAYE	0.00	0.00	0.00	0.00
7320000 Other Liabilities	0.00	0.00	0.00	0.00
7320101 PAYE	0.00	0.00	0.00	0.00
7320102 NHIF	0.10	0.00	0.00	0.00
7320103 House Rent	0.00	0.00	0.00	0.00
7320104 Car Loans	0.00	0.00	0.00	0.00
7320106 NSSF	0.00	0.00	0.00	0.00
7320107 Co-operatives	0.00	0.00	0.00	0.00
7320108 Insurances	0.00	0.00	0.00	0.00
7320109 Hire Purchases	0.00	0.00	0.00	0.00
7320111 WCPS	0.00	0.00	0.00	0.00
7320112 Staff Welfare Associations	0.00	0.00	0.00	0.00
7320113 HELB Deductions	0.00	0.00	0.00	0.00
7320114 Union Dues	0.00	0.00	0.00	0.00
7320115 Save As You Earn (SAYE)	0.00	0.00	0.00	0.00
7320116 Mortgages / Bank Loans	0.00	0.00	0.00	0.00
7320118 Provident Fund	0.00	0.00	0.00	0.00
7320120 Staff Contribution	0.00	0.10	0.00	0.05
7320121 Salary Overpayment Refunds	0.00	0.00	0.00	0.00
7320123 Civil Service Housing Fund	0.00	0.00	0.00	0.00
7320124 3% Commission on Deductions	0.00	0.00	0.00	0.00
7320199 Salary Control Account	0.00	0.00	0.00	0.00
7320100 Salary Deductions	0.10	0.10	0.00	0.05
7320201 Contractors Retention Money	0.00	14,517,797.60	0.00	16,862,576.00
7320200 Other General Liabilities	0.00	14,517,797.60	0.00	16,862,576.00
7320000 Other Liabilities	0.10	14,517,797.70	0.00	16,862,576.05
7350103 AP Liabilities	0.00	0.00	4,722,414.00	0.00
7350100	0.00	0.00	4,722,414.00	0.00
7350000 Revolving Funds	0.00	0.00	4,722,414.00	0.00
7380101 General Withholding Tax	0.00	0.00	0.00	0.00
7380102 VAT Withholding	0.00	0.00	0.00	0.00
7380100	0.00	0.00	0.00	0.00
7380000 Withholding Taxes	0.00	0.00	0.00	0.00
7390101 Inventory AP Accrual	0.00	0.00	0.00	0.00
7390103 AP Liabilities	40,616,375.95	0.00	100,601,281.10	0.00
7390100 System Required Liabilities	40,616,375.95	0.00	100,601,281.10	0.00
7399999 Cash Clearing A/c	0.00	2,694,536,627.15	0.00	137,331,176.40
7399900	0.00	2,694,536,627.15	0.00	137,331,176.40
7390000 System Required Liabilities A/cs	40,616,375.95	2,694,536,627.15	100,601,281.10	137,331,176.40
9910101 Provision for Encumbrance	0.00	0.00	0.00	0.00
9910100 General Provisions	0.00	0.00	0.00	0.00
9910201 Exchequer Releases/ Provisioning Account	0.00	28,097,156,219.05	0.00	14,237,504,794.45
9910209 Remittances to Exchequer	58,645,503.20	0.00	58,645,503.20	0.00
Miscellaneous Revenue				
9910200 Exchequer Provisions	58,645,503.20	28,097,156,219.05	58,645,503.20	14,237,504,794.45
9910000 Provisions	58,645,503.20	28,097,156,219.05	58,645,503.20	14,237,504,794.45
9999999 Consolidated Fund	13,992,773,748.95	0.00	6,938,413,672.30	0.00
9999900	13,992,773,748.95	0.00	6,938,413,672.30	0.00
9990000 Opening Balance Reserves	13,992,773,748.95	0.00	6,938,413,672.30	0.00
Total	32,589,201,453.50	32,589,201,453.50	16,826,131,491.10	16,826,131,491.10

The Statement has been prepared, reviewed and approved by the following:

Prepared By: _____

Date: _____

Reviewed By: _____

Date: _____

Approved By: _____

Date: _____



STATEMENT OF RECEIPTS AND PAYMENTS

Entity: 1213-1213_State Department for Public Service

Current Period: JUL-20 To JUN-21

Compare With: JUL-19 To JUN-20

	Note	Current Period	Previous Period
RECEIPTS			
Tax Receipts	1	0.00	0.00
Social Security Contribution	2	0.00	0.00
Proceeds from Domestic and Foreign Grants	3	0.00	0.00
Exchequer releases	4	13,859,651,424.60	7,113,154,665.55
Transfers from Other Government Entities	5	0.00	0.00
Proceeds from Domestic Borrowings	6	0.00	0.00
Proceeds from Foreign Borrowings	7	0.00	0.00
Proceeds from Sales of Assets	8	928,640,851.50	1,745,710,055.15
Reimbursements and Refunds	9	0.00	0.00
Returns of Equity Holdings	10	0.00	0.00
Other Receipts	11	723,570,000.00	0.00
TOTAL RECEIPTS		15,511,862,276.10	8,858,864,720.70
PAYMENTS			
Compensation of Employees	12	4,668,613,033.75	4,608,337,137.00
Use of goods and Services	13	1,123,199,815.00	1,369,173,073.25
Subsidies	14	0.00	0.00
Transfers to Other Government Units	15	9,564,492,424.45	2,596,871,635.00
Other Grants and Transfers	16	29,881,722.00	26,271,925.00
Social Security Benefits	17	105,051,439.70	47,963,058.45
Acquisition of Assets	18	19,064,780.00	151,453,303.10
Finance Costs, including Loan Interest	19	0.00	0.00
Repayment of Principal on Domestic and Foreign Borrowing	20	0.00	0.00
Other payments	21	0.00	0.00
TOTAL PAYMENTS		15,510,303,214.90	8,800,070,131.80
SURPLUS/DEFICIT		1,559,061.20	58,794,588.90

The Statement has been prepared, reviewed and approved by the following:

Prepared By: _____

Date: _____

Reviewed By: _____

Date: _____

Approved By: _____

Date: _____



Statement of Financial Position

Entity: 1213-1213_State Department for Public Service

Current Period: JUL-20 To JUN-21

Compare With: JUL-19 To JUN-20

	Note	Current Period	Previous Period
		Kshs	Kshs
FINANCIAL ASSETS			
Cash and Cash Equivalents			
Bank Balances	22A	868,209,680.00	(506,056,976.95)
Cash Balances	22B	1,987,872,972.30	795,177,040.45
Total Cash And Cash Equivalents		2,856,082,652.30	289,120,063.50
Accounts Receivables - Outstanding Imprest and Clearance Accounts	23	(15,645.70)	596,000.00
TOTAL FINANCIAL ASSETS		2,856,067,006.60	289,716,063.50
Financial Liabilities			
Accounts Payables - Deposits	24	2,668,422,403.10	103,630,521.20
NET FINANCIAL ASSETS		187,644,603.50	186,085,542.30
REPRESENTED BY			
Fund Balance b/fwd	25	186,085,542.30	185,575,384.55
Prior Year Adjustment	26	0.00	(58,284,431.15)
Surplus/Deficit for the Year		1,559,061.20	58,794,588.90
NET FINANCIAL POSITION		187,644,603.50	186,085,542.30

The Statement has been prepared, reviewed and approved by the following:

Prepared By: _____

Date: _____

Reviewed By: _____

Date: _____

Approved By: _____

Date: _____



STATEMENT OF CASH FLOW

Entity: 1213-1213_State Department for Public Service

Current Period: JUL-20 To JUN-21

Compare With: JUL-19 To JUN-20

	Note	Current Period	Previous Period
		Kshs	Kshs
Receipts and operating income			
Tax Receipts	1	0.00	0.00
Social Security Contribution	2	0.00	0.00
Proceeds from Domestic and Foreign Grants	3	0.00	0.00
Exchequer releases	4	13,859,651,424.60	7,113,154,665.55
Transfers from Other Government Entities	5	0.00	0.00
Reimbursements and Refunds	9	0.00	0.00
Returns of Equity Holdings	10	0.00	0.00
Other Receipts	11	723,570,000.00	0.00
Payments for Operating Expenses			
Compensation of Employees	12	4,668,613,033.75	4,608,337,137.00
Use of goods and Services	13	1,123,199,815.00	1,369,173,073.25
Subsidies	14	0.00	0.00
Transfers to Other Government Units	15	9,564,492,424.45	2,596,871,635.00
Other Grants and Transfers	16	29,881,722.00	26,271,925.00
Social Security Benefits	17	105,051,439.70	47,963,058.45
Finance Costs, including Loan Interest	19	0.00	0.00
Other payments	21	0.00	0.00
Adjusted for :			
Adjustments during the year		2,565,403,527.60	(4,843,590,246.95)
Prior year adjustments		0.00	(58,284,431.15)
Net Cash From Operating Activities	A	1,657,386,517.30	(6,437,336,841.25)
Cash Flow From Investing Activities			
Proceeds from Sales of Assets	8	928,640,851.50	1,745,710,055.15
Acquisition of Assets	18	19,064,780.00	151,453,303.10
Net Cash Flow From Investing Activities	B	909,576,071.50	1,594,256,752.05
Cash Flow From Borrowing Activities			
Proceeds from Domestic Borrowings	6	0.00	0.00
Proceeds from Foreign Borrowings	7	0.00	0.00
Repayment of Principal on Domestic and Foreign Borrowing	20	0.00	0.00
Net Cash Flow From Financing Activities	C	0.00	0.00
NET INCREASE IN CASH AND CASH EQUIVALENT	A+B+C	2,566,962,588.80	(4,843,080,089.20)
Cash and Cash Equivalent at BEGINNING of The Year		289,120,063.50	5,132,200,152.70
Cash and Cash Equivalent at END of The Year	22A+22B	2,856,082,652.30	289,120,063.50

The Statement has been prepared, reviewed and approved by the following:

Prepared By: _____

Date: _____

Reviewed By: _____

Date: _____

Approved By: _____

Date: _____

20811



NOTES TO THE FINANCIAL STATEMENTS

Entity: 1213-1213_State Department for Public Service

Current Period: JUL-20 To JUN-21

Compare With: JUL-19 To JUN-20

1 Tax Receipts

Item Description	Item Code	Current Period	Previous Period
		Kshs	Kshs
Taxes on Income, Profits and Capital Gains	1110000	0.00	0.00
Taxes on Payroll and Workforce	1120000	0.00	0.00
Taxes on Property	1130000	0.00	0.00
Taxes on Goods and Services	1140000	0.00	0.00
Taxes on International Trade and Transactions	1150000	0.00	0.00
Other Taxes (not elsewhere classified)	1160000	0.00	0.00
TOTAL		0.00	0.00

2 Social Security Contribution

Item Description	Item Code	Current Period	Previous Period
		Kshs	Kshs
Health Insurance Contribution	1210100	0.00	0.00
NHIF Health Insurance Contributions	1210200	0.00	0.00
Contributions from Govt. Employees for Social & Welfare Schemes	1210300	0.00	0.00
TOTAL		0.00	0.00

3 Proceeds from Domestic and Foreign Grants

Item Description	Item Code	Current Period	Previous Period
		Kshs	Kshs
Grants from Foreign Governments	1310000	0.00	0.00
Grants from International Organisations	1320000	0.00	0.00
TOTAL		0.00	0.00

4 Exchequer releases

Item Description	Item Code	Current Period	Previous Period
		Kshs	Kshs
Exchequer Releases/ Provisioning Account	9910201	13,859,651,424.60	7,113,154,665.55
TOTAL		13,859,651,424.60	7,113,154,665.55

5 Transfers from Other Government Entities

Item Description	Item Code	Current Period	Previous Period
		Kshs	Kshs
Grants received by Central Govt from General Govt units	1330100	0.00	0.00
Grants Received from General Govt units by Local Authorities	1330200	0.00	0.00
Grants to Fund Accounts from Central Govt Budget	1330300	0.00	0.00
Grants to other General Govt units from General Govt units	1330400	0.00	0.00
TOTAL		0.00	0.00

6 Proceeds from Domestic Borrowings

Item Description	Item Code	Current Period	Previous Period
		Kshs	Kshs
Borrowing within General Government	5110100	0.00	0.00
Borrowing from Monetary Authorities (Central Bank)	5110200	0.00	0.00
Other Domestic Depository Corporations (Commercial Banks)	5110300	0.00	0.00
Borrowing from Other Domestic Financial Institutions	5110400	0.00	0.00
Borrowing from Other Domestic Creditors	5110500	0.00	0.00
Domestic Currency and Deposit	5110600	0.00	0.00
TOTAL		0.00	0.00

7 Proceeds from Foreign Borrowings

Item Description	Item Code	Current Period	Previous Period
		Kshs	Kshs
Foreign Borrowings - Drawdowns through Exchequer	5120100	0.00	0.00
Foreign Borrowing-Direct Payments	5120200	0.00	0.00
Foreign Currency and Foreign Deposits	5120300	0.00	0.00
Other Foreign Accounts Payable	5120400	0.00	0.00
TOTAL		0.00	0.00

8 Proceeds from Sales of Assets

Item Description	Item Code	Current Period	Previous Period
		Kshs	Kshs
Receipts from the Sale of Buildings - Paid to Exchequer	3510100	0.00	0.00
Receipts from the Sale of Buildings	3510200	0.00	0.00
Receipts from sale of other st	3510300	0.00	0.00
Receipts from sale of other st	3510400	0.00	0.00
Receipts from the Sale of Vehicles and Transport Equipment - Paid to Exchequer	3510500	0.00	0.00
Receipts from the Sale of Vehicles and Transport Equipment	3510600	0.00	0.00
Receipts from the Sale of Plant Machinery and Equipment - Paid to Exchequer	3510700	0.00	0.00
Receipts from the Sale Plant Machinery and Equipment	3510800	0.00	0.00
Receipts from Sale of Certified Seeds and Breeding Stock - Paid to Exchequer	3510900	0.00	0.00
Receipts from Sale of Certified Seeds and Breeding Stock	3511000	0.00	0.00
Receipts from the Sale of Strategic Reserves Stocks	3520100	0.00	0.00
Receipts from the Sale of Other Inventories, Stocks, and Commodities	3520200	0.00	0.00
Receipts from the Sale of Inventories, Stocks and Commodities	3520300	928,640,851.50	1,745,710,055.15
Receipts from the Sale of Land	3540100	0.00	0.00
Receipts from the Sale of Other Naturally Occurring Non-Produced Assets	3540200	0.00	0.00
Receipts from the Sale of Intangible Non-Produced Assets	3540300	0.00	0.00
Receipts from the Sale of Non-Produced Assets Collected as AIA	3540400	0.00	0.00
Repayments from Loans to Government Agencies and Other Levels of Government	4510100	0.00	0.00
Loans to Non-Financial Public Enterprises	4510200	0.00	0.00
Loans to Financial Institutions	4510300	0.00	0.00
Repayments from Domestic Loans to Individuals and Households	4510400	0.00	0.00
Repayments from lending to Foreign Govts.	4520100	0.00	0.00
Repayments from lending to International Orgns.	4520200	0.00	0.00
Repayments from lending to Foreign Non - Financial Enterps. & Financial Instns.	4520300	0.00	0.00
Repayments from Other Foreign Lending	4520400	0.00	0.00
Sales and Disposals of Equity Holdings in Domestic Public Non - Financial Enterprises	4530100	0.00	0.00
Sales and Disposals of Equity Holdings in Domestic Public Financial Institutions	4530200	0.00	0.00
Sales and Disposals of Other Equity Holdings	4530300	0.00	0.00
Sales and Disposals of Equity Holdings in Foreign Financial Instns. and Domestic Financial Instns. operating abroad	4530400	0.00	0.00
Sales and Disposals of Equity Holdings in Foreign Enterps. Financial Instns. and Domestic Financial Instns. operating abroad	4530500	0.00	0.00
Redemption/ Disposal of Other Financial Assets	4530600	0.00	0.00
Refund of Bonds paid as Deposits for Guarantees	4530700	0.00	0.00
TOTAL		928,640,851.50	1,745,710,055.15

9 Reimbursements and Refunds

Item Description	Item Code	Current Period	Previous Period
		Kshs	Kshs
Refund from World Food Programme (WFP)	4540101	0.00	0.00
Reimbursement of Audit Fees	4540102	0.00	0.00
Reimbursement on Messing Charges (UNICEF)	4540103	0.00	0.00
Reimbursement from World Bank - ECD	4540104	0.00	0.00
Reimbursement from Individuals and Private Organizations	4540105	0.00	0.00

Item Description	Item Code	Current Period	Previous Period
Reimbursement from Local Government Authorities	4540106	0.00	0.00
Reimbursement from Statutory Organizations	4540107	0.00	0.00
Reimbursement within Central Government	4540108	0.00	0.00
Reimbursement Using Bonds	4540109	0.00	0.00
Reimbursements and Refunds - Other (Budget)	4540199	0.00	0.00
TOTAL		0.00	0.00

10 Returns of Equity Holdings

Item Description	Item Code	Current Period	Previous Period
		Kshs	Kshs
Returns of Equity Holdings	4550000	0.00	0.00
Returns of Equity Holdings	4610000	0.00	0.00
TOTAL		0.00	0.00

11 Other Receipts

Item Description	Item Code	Current Period	Previous Period
		Kshs	Kshs
Interest Received	1410100	0.00	0.00
Profits and Dividends	1410200	0.00	0.00
Withdrawals from Income of Quasi-corporations	1410300	0.00	0.00
Rents on land, houses and buildings	1410400	0.00	0.00
Other Property Income collected as AIA	1410500	0.00	0.00
	1415000	0.00	0.00
Sales of Market Establishment	1420100	0.00	0.00
Administrative Fees and Charges	1420200	0.00	0.00
Administrative Fees and Charges collected as AIA	1420300	0.00	0.00
Incidental Sales by Non-Market Establishments	1420400	0.00	0.00
Incidental Sales by Non-Market Establishments Collected as AIA	1420500	723,570,000.00	0.00
Receipts from Sale of Incidental Goods	1420600	0.00	0.00
Fines, Penalties, Forfeitures and other Charges	1430100	0.00	0.00
Current Grants from International NGOs paid through Exchequer	1440100	0.00	0.00
Capital Grants from International NGOs paid through Exchequer	1440200	0.00	0.00
Current Grants from International NGOs collected as AIA	1440300	0.00	0.00
Capital Grants from International NGOs collected as AIA	1440400	0.00	0.00
Other Voluntary Transfers for Current purposes	1440500	0.00	0.00
Other Voluntary Transfers for Capital purposes	1440600	0.00	0.00
Paid to Exchequer	1450100	0.00	0.00
Receipts Not Classified Elsewhere	1450200	0.00	0.00
	1510200	0.00	0.00
	1510300	0.00	0.00
	1520100	0.00	0.00
Business Permits	1520200	0.00	0.00
Cesses	1520300	0.00	0.00
Poll Rates	1520400	0.00	0.00
Plot Rents	1520500	0.00	0.00
Other Local Levies	1520600	0.00	0.00
Administrative Services Fees	1530100	0.00	0.00
Various Fees	1530200	0.00	0.00
Council's Natural Resources Exploitation	1530300	0.00	0.00
Sales Of Council Assets	1530400	0.00	0.00
Lease / Rental Of Council's Infrastructure Assets	1530500	0.00	0.00
Other Miscellaneous Revenues	1530600	0.00	0.00
Other Miscellaneous Revenues	1540100	0.00	0.00
Insurance Claims Recovery	1540200	0.00	0.00
Medium Term Loans (1-3 Yr Repayment)	1540300	0.00	0.00
Long Term Loans (Over 3 Yr Rpayment)	1540400	0.00	0.00
Transfers From Reserve Funds	1540500	0.00	0.00
Donations	1540600	0.00	0.00
Fund Raising Events	1540700	0.00	0.00
Other Revenues From Financial Assets Loan	1540800	0.00	0.00
	1541000	0.00	0.00
Market/Trade Centre Fee	1550100	0.00	0.00
Vehicle Parking Fees	1550200	0.00	0.00
Housing	1560100	0.00	0.00
Social Premises Use Charges	1560200	0.00	0.00
School Fees	1570100	0.00	0.00
Other Education-Related Fees	1570200	0.00	0.00
Other Education Revenues	1570300	0.00	0.00
Public Health Services	1580100	0.00	0.00

Item Description	Item Code	Current Period	Previous Period
Public Health Facilities Operations	1580200	0.00	0.00
Environment & Conservancy Administration	1580300	0.00	0.00
Slaughter Houses Administration	1580400	0.00	0.00
Water Supply Administration	1580500	0.00	0.00
Sewerage Administration	1580600	0.00	0.00
Other Health & Sanitation Revenues	1580700	0.00	0.00
Technical Services Fees	1590100	0.00	0.00
External Services Fees	1590200	0.00	0.00
	1930100	0.00	0.00
System Required Revenue A/cs	1990100	0.00	0.00
TOTAL		723,570,000.00	0.00

12 Compensation of Employees

Item Description	Item Code	Current Period	Previous Period
		Kshs	Kshs
Basic Salaries - Permanent Employees	2110100	241,036,702.85	232,978,895.75
Basic Wages - Temporary Employees	2110200	258,771,820.60	221,014,885.70
Personal Allowances paid as part of Salary	2110300	168,804,510.30	154,343,355.55
Personal Allowances paid as Reimbursements	2110400	0.00	0.00
Personal Allowances provided in Kind	2110500	0.00	0.00
Employer Contributions to Compulsory National Social Security Schemes	2120100	0.00	0.00
Employer Contributions to Compulsory Health Insurance Schemes	2120200	4,000,000,000.00	4,000,000,000.00
Social Benefit Schemes Outside Government	2120300	0.00	0.00
TOTAL		4,668,613,033.75	4,608,337,137.00

13 Use of goods and Services

Item Description	Item Code	Current Period	Previous Period
		Kshs	Kshs
Utilities, Supplies and Services	2210100	48,028,402.45	58,772,516.00
Communication, Supplies and Services	2210200	65,356,717.40	123,064,727.90
Domestic Travel and Subsistence, and Other Transportation Costs	2210300	59,465,373.85	72,017,599.00
Foreign Travel and Subsistence, and other transportation costs	2210400	14,558,945.00	29,635,794.00
Printing, Advertising and Information Supplies and Services	2210500	4,416,456.00	6,817,566.00
Rentals of Produced Assets	2210600	214,171,491.50	264,125,376.70
Training Expenses	2210700	23,071,827.70	40,983,163.40
Hospitality Supplies and Servi	2210800	63,953,358.70	68,770,694.70
Insurance Costs	2210900	114,983,485.85	109,613,708.00
Specialised Materials and Supp	2211000	16,549,983.00	19,704,084.00
Office and General Supplies and Services	2211100	67,051,996.60	101,305,021.75
Fuel Oil and Lubricants	2211200	12,076,267.00	12,505,456.05
Other Operating Expenses	2211300	372,146,786.45	373,092,904.05
Routine Maintenance - Vehicles	2220100	12,234,015.90	14,642,652.60
Routine Maintenance - Other Assets	2220200	35,134,707.60	74,121,809.10
Exchange Rate Losses	2230100	0.00	0.00
TOTAL		1,123,199,815.00	1,369,173,073.25

14 Subsidies

Item Description	Item Code	Current Period	Previous Period
		Kshs	Kshs
Subsidies to Public Corporations	2510000	0.00	0.00
Subsidies to Private Enterprises	2520000	0.00	0.00
TOTAL		0.00	0.00

15 Transfers to Other Government Units

Item Description	Item Code	Current Period	Previous Period
		Kshs	Kshs
Current Grants to Government Agencies and other Levels of Government	2630100	8,567,492,424.45	2,086,688,896.00
Capital Grants to Government Agencies and other Levels of Government	2630200	997,000,000.00	510,182,739.00
Other Current Transfers, Grants and Subsidies	2640400	0.00	0.00
Other Capital Grants and Trans	2640500	0.00	0.00
TOTAL		9,564,492,424.45	2,596,871,635.00

16 Other Grants and Transfers



Item Description	Item Code	Current Period	Previous Period
		Kshs	Kshs
Grants and Transfers to Foreign Governments	2610100	0.00	0.00
Membership Fees and Dues and Subscriptions to International Organizations	2620100	0.00	0.00
Membership Fees and Dues and Subscriptions to International Organizations (Continued)	2620200	0.00	0.00
Scholarships and other Educational Benefits	2640100	29,881,722.00	26,271,925.00
Emergency Relief and Refugee Assistance	2640200	0.00	0.00
Grants to Small Businesses, Cooperatives, and Self Employed	2640300	0.00	0.00
	2649900	0.00	0.00
TOTAL		29,881,722.00	26,271,925.00

17 Social Security Benefits

Item Description	Item Code	Current Period	Previous Period
		Kshs	Kshs
Government Pension and Retirement Benefits	2710100	105,051,439.70	47,963,058.45
Social Security Benefits	2710200	0.00	0.00
Employer Social Benefits	2710300	0.00	0.00
Refund of Pension to UK Government	2720100	0.00	0.00
Refund of Contributions to WCPS and other Ex-Gratia	2720200	0.00	0.00
TOTAL		105,051,439.70	47,963,058.45

18 Acquisition of Assets

Item Description	Item Code	Current Period	Previous Period
		Kshs	Kshs
Purchase of Buildings	3110100	0.00	0.00
Construction of Building	3110200	0.00	0.00
Refurbishment of Buildings	3110300	0.00	84,009,875.20
Construction of Roads	3110400	0.00	0.00
Construction and Civil Works	3110500	0.00	51,614,181.90
Overhaul and Refurbishment of Construction and Civil Works	3110600	0.00	0.00
Purchase of Vehicles and Other Transport Equipment	3110700	15,000,000.00	10,489,750.00
Overhaul of Vehicles and Other Transport Equipment	3110800	0.00	0.00
Purchase of Household Furniture and Institutional Equipment	3110900	517,800.00	72,295.00
Purchase of Office Furniture and General Equipment	3111000	3,546,980.00	5,267,201.00
Purchase of Specialised Plant, Equipment and Machinery	3111100	0.00	0.00
Rehabilitation and Renovation of Plant, Machinery and Equipment	3111200	0.00	0.00
Purchase of Certified Seeds, Breeding Stock and Live Animals	3111300	0.00	0.00
Research, Feasibility Studies, Project Preparation and Design, Project Supervision	3111400	0.00	0.00
Rehabilitation of Civil Works	3111500	0.00	0.00
Purchase of Specialised Plant	3112200	0.00	0.00
Acquisition of Strategic Stocks	3120100	0.00	0.00
Acquisition of Other Inventori	3120200	0.00	0.00
Acquisition of Land	3130100	0.00	0.00
Acquisition of Other Intangible Assets	3130200	0.00	0.00
Domestic Lending and On-lending	4110000	0.00	0.00
Domestic Equity Participation	4120000	0.00	0.00
Other Domestic Accounts Receivable	4130000	0.00	0.00
Foreign Lending and On- Lending	4140000	0.00	0.00
Foreign Equity Participation	4150000	0.00	0.00
Other Foreign Accounts Receivable	4160000	0.00	0.00
TOTAL		19,064,780.00	151,453,303.10

19 Finance Costs, including Loan Interest

Item Description	Item Code	Current Period	Previous Period
		Kshs	Kshs
Interest Payments on Foreign Borrowing	2410100	0.00	0.00
Interest Payments on Guaranteed Debt	2410200	0.00	0.00
Interest on Domestic Borrowing	2420000	0.00	0.00
Interest on Borrowing From Other Government Units	2430000	0.00	0.00
TOTAL		0.00	0.00

20 Repayment of Principal on Domestic and Foreign Borrowing

Item Description	Item Code	Current Period	Previous Period
		Kshs	Kshs
Repayments on Borrowings from General Government	5510100	0.00	0.00
Repayments on Borrowings from Monetary Authorities (Central Bank)	5510200	0.00	0.00
Repayments on Borrowings from Other Domestic Depository Corporations (Commercial Banks)	5510300	0.00	0.00
Repayments on Borrowings from Other Domestic Financial Institutions	5510400	0.00	0.00
Repayments on Borrowings from Other Domestic Creditors	5510500	0.00	0.00
Principal Repayments on Foreign Borrowing	5510600	0.00	0.00
Principal Repayments on Guaranteed Debt Taken over by Government	5520000	0.00	0.00
Principal Repayments on Guaranteed Domestic Debt Taken over by Government	5520100	0.00	0.00
Principal Repayments on Guaranteed Foreign Debt Taken over by Government	5520200	0.00	0.00
Repayments on Borrowings from Other Domestic Creditors	5610000	0.00	0.00
Repayments on Borrowings from Other Domestic Creditors - Private Enterprises	5610500	0.00	0.00
	5620000	0.00	0.00
Repayments on Borrowings from Other Domestic Creditors - Public Enterprises	5620100	0.00	0.00
TOTAL		0.00	0.00

21 Other payments

Item Description	Item Code	Current Period	Previous Period
		Kshs	Kshs
Budget Reserves	2810100	0.00	0.00
Civil Contingency Reserves	2810200	0.00	0.00
Capital Transfer to Non Financial Public Enterprises	2820100	0.00	0.00
Capital Transfer to Public Financial Institutions and Enterprises	2820200	0.00	0.00
Capital Transfer to Private Non-Financial Enterprises	2820300	0.00	0.00
System Required Expenses	2990100	0.00	0.00
	2999900	0.00	0.00
TOTAL		0.00	0.00

22A Bank Balances

Item Description	Item Code	Current Period	Previous Period
		Kshs	Kshs
Special Accounts	6510000	0.00	0.00
Treasury Bank Accounts (Exchequer and CRF Accounts)	6520000	0.00	0.00
Recurrent Bank Accounts	6530000	130,779,958.10	572,695,733.20
Development Bank Accounts	6540000	918,178,679.35	61,266,692.00
Deposit Bank Account	6550000	80,810,958.75	127,905,448.25
Project Specific Bank Accounts	6570000	0.00	0.00
Foreign Currency and Foreign D	6590101	0.00	0.00
Foreign Currency and Foreign D	6590203	0.00	0.00
TOTAL		1,129,769,596.20	761,867,873.45

22B Cash Balances

Item Description	Item Code	Current Period	Previous Period
		Kshs	Kshs
Cash in Hand	6580000	1,987,872,972.30	795,177,040.45
Foreign Currency and Foreign D	6590201	0.00	0.00
TOTAL		1,987,872,972.30	795,177,040.45

23 Accounts Receivables - Outstanding Imprest and Clearance Accounts

Item Description	Item Code	Current Period	Previous Period
		Kshs	Kshs
Domestic Debtors & Advances	6710000	0.00	0.00
Debtors & Advances - Govt Owne	6720000	0.00	0.00
Foreign Debtors & Advances	6730000	0.00	0.00
Other Debtors & Pre-payments	6740000	151,154.30	596,000.00
Government Imprests	6760000	381,280.00	0.00
Agency Accounts	6770000	0.00	0.00
Suspense & Clearance Account	6780000	548,080.00	0.00



Item Description	Item Code	Current Period	Previous Period
Other Current Assets (System r.	6790000	0.00	0.00
TOTAL		1,080,514.30	596,000.00

24. ACCOUNTS PAYABLE

Item Description	Item code	Current Period	Previous Period
		Kshs	Kshs
Revolving Funds	7350000	0.00	(4,722,414.00)
Other Liabilities	7320000	14,517,797.60	16,862,576.05
Deposits	7310000	9,367,466.85	54,760,463.85
Withholding Taxes	7380000	0.00	0.00
System Required Liabilities A/cs	7390000	2,644,537,138.65	36,729,895.30
TOTAL		2,668,422,403.10	103,630,521.20

25. FUND BALANCES BROUGHT FORWARD

Item Description	Item Code	Current Period	Previous Period
		Kshs	Kshs
Opening Balance Bank	22A	(506,056,976.95)	4,542,788,527.35
Opening Balance Cash	22B	795,177,040.45	589,411,625.35
Opening Balance Receivables - Imprest and Clearance Accounts	23	596,000.00	793,600.00
Opening Balance - Deposits	24	(103,630,521.20)	(4,947,418,368.15)
TOTAL		186,085,542.30	185,575,384.55

26. PRIOR YEAR ADJUSTMENTS

Item Description	Item Code	Current Period	Previous Period
		Kshs	Kshs
County Transfers	9910300	0.00	0.00
Exchequer Provisions	9910200	0.00	58,284,431.15
TOTAL		0.00	58,284,431.20

