


REPUBLIC OF KENYA



**REPORT**

**OF**

**THE AUDITOR-GENERAL**

**ON**

**THE EXECUTIVE OFFICE OF  
THE PRESIDENT**

**FOR THE YEAR ENDED  
30 JUNE, 2021**

THE NATIONAL ASSEMBLY	
DATE: 10 MAY 2022	TUESDAY
MAJORITY LEADER	

---

---





OFFICE OF THE AUDITOR GENERAL  
Box 30084 - 00100, NAIROBI  
REGISTRY

30 SEP 2021

**RECEIVED**

---

**EXECUTIVE OFFICE OF THE PRESIDENT – VOTE 1011**

**REPORTS AND FINANCIAL STATEMENTS**

**FOR THE FINANCIAL YEAR ENDED  
JUNE 30, 2021**

---

**Prepared in accordance with the Cash Basis of Accounting Method under the International  
Public Sector Accounting Standards (IPSAS)**

---

---


# **EXECUTIVE OFFICE OF PRESIDENT**

## **Reports and Financial Statements**

**For the year ended June 30, 2021**

---

<b>Table of Contents</b>	<b>Page</b>
1. KEY ENTITY INFORMATION AND MANAGEMENT .....	1
2. FOREWORD BY THE HEAD OF THE PUBLIC SERVICE .....	21
3. STATEMENT OF PERFORMANCE AGAINST THE EXECUTIVE OFFICE OF THE PRESIDENT PRE - DETERMINED OBJECTIVES .....	27
4. CORPORATE SOCIAL RESPONSIBILITY STATEMENT/ SUSTAINABILITY REPORTING .....	36
5. STATEMENT OF PRESIDENCY'S MANAGEMENT RESPONSIBILITIES.....	41
6. REPORT OF THE INDEPENDENT AUDITORS ON THE EXECUTIVE OFFICE OF THE PRESIDENT.....	42
7. STATEMENT OF RECEIPTS AND PAYMENTS FOR THE YEAR ENDED 30 <sup>TH</sup> JUNE 2021 .....	43
8. STATEMENT OF ASSETS AND LIABILITIES AS AT 30 <sup>TH</sup> JUNE 2021 .....	44
9. STATEMENT OF CASH FLOW FOR THE YEAR ENDED 30 <sup>TH</sup> JUNE 2021.....	45
10. SUMMARY STATEMENT OF APPROPRIATION: RECURRENT AND DEVELOPMENT COMBINED .....	46
11. SUMMARY STATEMENT OF APPROPRIATION: RECURRENT .....	48
12. SUMMARY STATEMENT OF APPROPRIATION: DEVELOPMENT .....	50
13. BUDGET EXECUTION BY PROGRAMMES AND SUB-PROGRAMMES .....	52
14. SIGNIFICANT ACCOUNTING POLICIES.....	53





**EXECUTIVE OFFICE OF THE PRESIDENT VOTE 1011**  
**Reports and Financial Statements For the year ended June 30, 2021**

**1. KEY ENTITY INFORMATION AND MANAGEMENT**

**(a) Background information**

The Executive Office of the President as defined by Executive Order No. 1/2018 of June, 2018 (Revised) on Organization of the Government comprise of State House, Office of the Deputy President and the Cabinet Affairs Office. Following a Deed of Transfer of Functions executed between the National Government and the Nairobi City County Government recently, Nairobi Metropolitan Services (NMS), was established. It was established and domiciled in the Executive Office of the President to coordinate the implementation of the Deed.

At policy level, the Executive Office of the President is headed by the Head of the Public Service who is responsible for the general policy and strategic direction. At the operational and departmental level, the day to day operations of the Office is overseen by the Comptroller with regard to State House and who is also the appointed Accounting Officer for Vote 1011-The Executive Office of the President. A Principal Administrative Secretary and Assistant Secretary to the Cabinet oversees affairs of Cabinet Office, while a Secretary Administration similarly oversees the operations of the Office of the Deputy President. A Director – General oversees the operations of the Nairobi Metropolitan Services. The Accounting Officer has delegated the budget execution to the respective heads of Departments.

The Executive Office of the President is responsible for providing overall policy and leadership direction towards realization of the country's social-economic development agenda. In pursuit of its mandate, the Office is implementing its 2018-22 Strategic Plan. which stipulates its Mission, Vision and mandate as follows:-

**Mission Statement:** 'to provide overall policy and leadership direction in the management of public affairs for national prosperity'.

**Vision:** 'Excellence in national leadership for a united, secure, globally competitive and prosperous Kenya'

The core functions assigned to the Executive Office of the President in line with Executive Order No. 1/2018 of June 2018 (Revised) are:

- Overall Policy and Leadership Direction.
- Promotion of National Unity and Protection of National Interest.
- Civilian Oversight of National Security Organs.
- Custodian of National Security Policy and Strategy.
- Oversight over the National Intelligence Service.
- Management of the Assumption of the Office of President.
- Co-ordination of Functions of Ministries and State Departments.
- Chair Cabinet
- Chair to the National and County Governments Coordinating Summit.
- Oversight of State Corporations.
- Appointment of Attorney General
- Intergovernmental Budget and Economic Policy Management.

2

\_\_\_\_\_

**EXECUTIVE OFFICE OF THE PRESIDENT VOTE 1011**  
**Reports and Financial Statements For the year ended June 30, 2021**

- Advisory on the Management of Kenya's International Borders.
- Appointment of Cabinet Secretaries
- Appointment of Chief Justice, Deputy Chief justice and Judges of Superior Courts
- Appointment of Principal Secretaries
- Appointment of Chairpersons and Commissioners of Constitutional Offices
- Appointment of High Commissioners and Ambassadors
- Appointment of Chairpersons of State Corporations
- Appointment of State/Public Officers as provided by law
- Establishment of Public Offices in accordance with the Constitution
- Conferment of Honours in the name of the people and the Republic.
- Prerogative of Mercy and Pardon.
- Accreditation of Foreign Diplomatic and Consular Representatives.
- Annual Reporting to Parliament on the Realization of National Values, Principles of Governance, National Security and Fulfilment of Kenya's International Obligations.
- National Cohesion and Integration Policy
- Cabinet Affairs Secretariat
- Coordinating delivery of National priorities and flagship programmes
- Public Service Performance Management and Monitoring
- Proclamation of Public Holidays
- Co-ordination of Counter Terrorism Strategy and Policy Implementation.
- Coordination of Counter Radicalization, Disengagement and Rehabilitation.
- Focal point for bilateral and multilateral partnerships in counter terrorism
- Creation and Co-ordination of Commissions of Inquiry and Tribunals.
- Parliamentary Liaison.
- Co-ordination of Constitutional Commissions.

The Executive Office of the President as a public agency is bound by the National Values and Principles of Governance and the Values and Principles of Public Service stipulated in Articles 10 and 232 of the Constitution while discharging its mandate. Internally, and for purposes of guidance in the delivery of services to the public, this Office has set out and is bound by the following core values and principles in service delivery-

- Good governance - Integrity, Transparency, Accountability, Public Participation
- Non-discrimination – Equity, Inclusiveness, Valuing Diversity, Social Justice
- Professionalism – Promoting collective responsibility and team spirit
- Patriotism – Promotion and Protection of National Interest
- Sustainable Development - Nurturing innovation and creativity

1  
2  
3  
4  
5  
6  
7  
8  
9  
10  
11  
12  
13  
14  
15  
16  
17  
18  
19  
20  
21  
22  
23  
24  
25  
26  
27  
28  
29  
30  
31  
32  
33  
34  
35  
36  
37  
38  
39  
40  
41  
42  
43  
44  
45  
46  
47  
48  
49  
50  
51  
52  
53  
54  
55  
56  
57  
58  
59  
60  
61  
62  
63  
64  
65  
66  
67  
68  
69  
70  
71  
72  
73  
74  
75  
76  
77  
78  
79  
80  
81  
82  
83  
84  
85  
86  
87  
88  
89  
90  
91  
92  
93  
94  
95  
96  
97  
98  
99  
100

1  
2  
3  
4  
5  
6  
7  
8  
9  
10  
11  
12  
13  
14  
15  
16  
17  
18  
19  
20  
21  
22  
23  
24  
25  
26  
27  
28  
29  
30  
31  
32  
33  
34  
35  
36  
37  
38  
39  
40  
41  
42  
43  
44  
45  
46  
47  
48  
49  
50  
51  
52  
53  
54  
55  
56  
57  
58  
59  
60  
61  
62  
63  
64  
65  
66  
67  
68  
69  
70  
71  
72  
73  
74  
75  
76  
77  
78  
79  
80  
81  
82  
83  
84  
85  
86  
87  
88  
89  
90  
91  
92  
93  
94  
95  
96  
97  
98  
99  
100



**EXECUTIVE OFFICE OF THE PRESIDENT VOTE 1011**  
**Reports and Financial Statements For the year ended June 30, 2021**

**(b) Key Management**

The day-to-day management of the Executive Office of the President is under the following key Departments:

- State House
- Office of the Deputy President
- Cabinet Affairs Office; and
- Nairobi Metropolitan Services (NMS)

**(c) Fiduciary Management**


The key management personnel who held office during the financial year ended 30<sup>th</sup> June 2021 and who had direct fiduciary responsibility were:

**Table 1(a): Key management personnel-State House**

NO.	DESIGNATION	NAME
<b>STATE HOUSE</b>		
1.	Comptroller of State House (Accounting Officer)	Mr. Kinuthia Mbugua, CBS, OGW
2.	Chief of Staff – Office of the First Lady	Ms. Constance Gakonyo, CBS
3.	Principal Administrative Secretary	Mr. John Makumi
4.	Secretary Administration	Mr. Benson M. Mugo, OGW
5.	Chief Finance Officer	Mr. Paul K. Kamau
6.	Deputy Director Human Resource Management	Mr. Peterson Wamwea
7.	Head of Supply Chain Management	Ms. Leah Githuku
8.	Deputy Accountant General	CPA Samuel T. Maina HSC

**Table 1(b):**

<b>OFFICE OF THE DEPUTY PRESIDENT</b>		
1.	Chief of Staff	Amb. Ken Osinde, CBS
2.	Secretary Administration	Shadrack M. Mwadime, EBS
3.	Senior Deputy Accountant General	CPA Joel Langatt, OGW
4.	Senior Deputy Secretary	Mr. Benard N. Kimanthi
5.	Senior Chief Finance Officer	Mr. Calvin Shavanga
6.	Director Human Resource Management	Mr. Dido Jillo Gababo
7.	Head of Supply Chain Management	Mr. James Sagwe
8.	Assistant Accountant General	CPA Robert O Oloo




**EXECUTIVE OFFICE OF THE PRESIDENT VOTE 1011**  
**Reports and Financial Statements For the year ended June 30, 2021**

**Table 1(c):**

NO.	DESIGNATION	NAME
	<b>CABINET AFFAIRS</b>	
1.	Principal Administrative Secretary & Assistant Secretary to the Cabinet	Mr. Kennedy W. Kihara, CBS
2.	Principal Administrative Secretary, Kenya International Boundaries Office	Ms. Juster Nkoroi, CBS
3.	Secretary, Power of Mercy Advisory Committee	Dr. Lydia H. Muriuki, EBS
4.	Secretary Administration	Mr. Aggrey Busena, MBS
5.	Secretary Administration/Finance	Ms. Jestinah W. Hanjari, OGW
6.	Assistant Accountant General	CPA John M. Gitari, HSC
8.	Head of Supply Chain Management	Mr. James Njogu

**Table 1(d):**

NO.	DESIGNATION	NAME
	<b>NAIROBI METROPOLITAN SERVICES</b>	
1.	Director General	Lt. Gen. Mohamed Badi, EBS, SS, 'ndc' (k)
2.	Deputy Director General	Mr. William Kangethe Thuku, EBS
3.	Assistant Accountant General	CPA Mwikamba Mghenyi
4.	Director Finance	CPA Dismus Opande Ogot
5.	Head of Supply Chain	Major Joseph Mbithi
6.	Director Human Resource Management	Mr. Daniel Kibet





**EXECUTIVE OFFICE OF THE PRESIDENT VOTE 1011**  
**Reports and Financial Statements For the year ended June 30, 2021**

**Table 1.1      Senior Management – Executive Office of the President**




**Dr. Joseph K. Kinyua, EGH**  
**Head of the Public Service**

Dr. Joseph K. Kinyua EGH. begun his career as an assistant lecturer at The University of Nairobi in 1978. He joined the Central Bank of Kenya in 1980 and worked his way through the ranks, from an Economist to Director of Research. Mr. Kinyua also worked as an Economist on a fixed term appointment with the International Monetary Fund (IMF) during 1985 – 1990, after which he returned back to the Central Bank of Kenya.

He was appointed Financial Secretary to the Treasury in June 1995, a position he held until July 1999 when he re-joined the Central Bank of Kenya as Director of Financial Markets. In October, 2000 he was appointed Director of Research and Chief Economist, Central Bank of Kenya; and in September 2002, he was appointed as Permanent Secretary to the Treasury, a position he held until January 2003 when he was appointed Permanent Secretary in the Ministry of Planning and National Development. In July 2003 he was appointed Permanent Secretary in the Ministry of Agriculture where he served until July 2004 when he was re-appointed as Permanent Secretary to the Treasury until June 2013.

Currently, he is the Head of the Public Service in the Executive Office of the President, a position to which he was appointed in October, 2013.

Academic qualifications: BA (Econ.) and MA (Econ.), The University of Nairobi.



**EXECUTIVE OFFICE OF THE PRESIDENT VOTE 1011**  
**Reports and Financial Statements For the year ended June 30, 2021**



**Kinuthia Mbugua, CBS, OGW**  
**Comptroller of State House**

Mr. Kinuthia Mbugua, CBS, OGW holds a Bachelor of Arts in Government and Sociology from the University of Nairobi. He began his career as an Administrative Officer in 1978 and served in various stations. He was appointed as a Commandant, Administration Police Training College in 1984.

In 1997, he was appointed as a Deputy Provincial Commissioner, Western Province, District Commissioner, Nakuru District in 1998, District Commissioner, Maragua District in 1999 and later Deputy Secretary Ministry of Water and Senior Deputy Secretary in the Ministry of Environment and Natural Resources in the same year. He was later appointed in 2003 as a Commandant, Administration Police up to 2013 when he ventured into politics and was elected as Governor, Nakuru County Government. Later in January 2018 he was appointed as Comptroller of State House, the position he currently holds.



**Lt. Gen. Mohamed Badi,**  
**EBS, SS, ndc(K)**  
**Director General - NMS**

Lt. Gen. Badi Mohamed Abdala, EBS, SS, ndc (K). He was appointed the Director General of Nairobi Metropolitan Services in March 2020. He holds a Master Degree in Defense & Strategic Studies and a diploma in International Studies. He also holds certificates in other military courses including: Senior command course, Flight Instruction on Tuano, Senior Strategic Leadership Course, Mobile International Defense, AB-Antio, Executive Seminar on Peace Support, and Military Transport Pilot among others. He has previously worked under the UN/AU Mission both in the Republic of South Africa and in Sierra Leone having also worked as MAJ GEN and APPT SDS AIR, D/COMDT/CI and BC MAB.




**Constance Gakonyo, CBS-**  
**Chief of Staff, Office of the**  
**First Lady**

Ms. Constance W. Gakonyo CBS assumed the position of Chief of Staff in the Office of the First Lady, 2013.





Previously, Ms Gakonyo has held various positions including Legal Consultant for the Performance Management portfolio for the Africa/Asia SABMiller, Strategic Resources Director of Nile Breweries, Director HR and Legal Affairs Castle Brewing Kenya Limited and Group Legal, HR Manager of Standard Newspapers Group Limited. She currently sits on the Board of Housing Finance and most recently on the Board of East African Breweries Limited (EABL), the Group Boards of REAL Insurance Co. Ltd (Kenya, Malawi, Mozambique, and Tanzania) and Home Afrika Limited amongst other investment companies.

Connie is also a Founder Member Trustee of Ahadi Kenya Trust; a charitable organization operating within the East African region. Ms. Gakonyo holds a Master of Business Administration in Strategic Management and Bachelor of Laws from the University of Nairobi and Diploma in Law from Kenya School of Law. She is a member of the LSK, ICS(K) and The Chartered Institute of Arbitrators.





**EXECUTIVE OFFICE OF THE PRESIDENT VOTE 1011**  
**Reports and Financial Statements For the year ended June 30, 2021**

 <p>Mr. Benson Mugo, OGW Secretary Administration, State House</p>	<p>Mr. Benson Mugo, OGW joined the Civil Service in 1995 as an Administrative Officer and served in various stations both in the then Provincial Administration and Central Government. He is currently the Secretary in charge of Administration and coordination of services in State House.</p> <p>He holds a Bachelor of Arts in Government and Kiswahili from The University of Nairobi and a Master of Public Administration from Moi University. He is a member of Kenya Association for Public Administration and Management.</p>
 <p>Mr. Paul K. Kamau Chief Finance Officer, State House</p>	<p>Mr. Paul Kamau is a career civil servant who has served in various Government Ministries for over 24 years. He holds a Masters degree in Economics from University of Nairobi, a Diploma in Finance Management from KCA University and a Certificate in Strategic Leadership Development (SLDP) from Kenya School of Government. Mr. Kamau is also trained in Public Sector Financial Management and Budgetary Reforms from Eastern and Southern Africa Management Institute (ESAMI).</p>
 <p>CPA Samuel T. Maina, HSC Deputy Accountant General (State House)</p>	<p>CPA Samuel T. Maina, HSC is a professional accountant who has served both in the private sector and in the civil service as an accountant and is currently a Deputy Accountant General heading the Accounting unit at State House.</p> <p>He holds a Bachelor's degree in Economics from The University of Nairobi, a Certified Public Accountant, a level two Certified Financial Analyst and a member of the Institute of Certified Public Accountants of Kenya.</p>
 <p>Amb. Ken Osinde, CBS Chief of staff (ODP)</p>	<p>Amb. Ken Osinde, CBS was appointed as the Chief of Staff in the Office of the Deputy President on 1<sup>st</sup> November, 2016. He is responsible for coordinating administrative affairs and advisory services. He holds Masters degree in Arts from University of Nairobi and Master of Business Administration from the Eastern and Southern Africa Management Institute (ESAMI).</p>

---

---

**EXECUTIVE OFFICE OF THE PRESIDENT VOTE 1011**  
**Reports and Financial Statements For the year ended June 30, 2021**



Mr. Shadrack Mwadime, EBS  
Secretary Administration  
(ODP)

Mr. Shadrack Mwadime, EBS was appointed as the Secretary Administration in 2013. He is responsible for coordinating general administrative and financial matters within the Deputy President's Office. He holds a Bachelor of Arts degree from the University of Nairobi and a Master Degree in Business Administration from Moi University.



Mr. Bernard N. Kimanthi  
Senior Deputy Secretary

Mr. Bernard N. Kimanthi was appointed Senior Deputy Secretary in 2015. He is responsible for General Administration and coordinating Administrative services at the Official Residence of the Deputy President, Karen. He holds a Masters degree in Business Administration from Moi University and Bachelor of Arts from University of Nairobi.



CPA Joel K. Langatt, OGW  
Senior Deputy accountant  
General

CPA Joel K. Langatt, OGW is the Head of Accounting Unit in the Executive Office of the President.


He is a Certified Public Accountant and holds a Masters degree in Business Administration (Finance) from the University of Dar Es Salaam and Strategic Leadership Development Programme (SLDP) from the Kenya School of Government. He is a member of the Institute of Certified Public Accountants of Kenya and the Institute of Certified Investment and Financial Analysts.




CPA Robert O Oloo  
Assistant Accountant General  
(ODP)

CPA Robert O Oloo is an Assistant Accountant General heading the Accounting Unit at Office of the Deputy President.

He is a Certified Public Accountant and holds a Master of Science (Project Management) from Jomo Kenyatta University of Agriculture & Technology. He is a member of the Institute of Certified Public Accountants of Kenya and the Institute of Certified investments & Financial Analysts.



**EXECUTIVE OFFICE OF THE PRESIDENT VOTE 1011**  
**Reports and Financial Statements For the year ended June 30, 2021**


 <p>CPA Calvin Shavanga Senior Chief Finance Officer (ODP)</p>	<p>CPA Calvin M. Shavanga joined the Office of the Deputy President as Head of Finance (Chief Finance Officer) in December, 2016. He is a Certified Public Accountant and holds a Bachelor of Commerce degree from The University of Nairobi, a certificate in Advanced Management Program (AMP) from Strathmore Business School and Strategic Leadership Development Programme (SLDP) from the Kenya School of Government.</p>
 <p>Mr. Kennedy W. Kihara, CBS Principal Administrative Secretary/Assistant Secretary to the Cabinet</p>	<p>Mr. Kennedy Kihara, CBS is responsible for overseeing and coordinating financial and administrative affairs in Cabinet Office and serves as the Assistant Secretary to the Cabinet.</p> <p>He holds a Masters of Business Administration degree from Maastricht School of Business/ESAMI and a Bachelor of Arts degree in Political Science from The University of Nairobi.</p>
 <p>Ms. Wanjiku Wakogi, EBS Secretary, State - Corporations Advisory Committee/Oversight</p>	<p>Ms. Wanjiku Wakogi, EBS is the Secretary to the State Corporations Advisory Committee. She also heads the State Corporations Oversight function which brings under one coordinated structure the Offices of the Inspector General State Corporations (ISC) and State Corporations Advisory Committee (SCAC).</p> <p>She holds a Master of Arts degree in International Studies from the Institute of Diplomacy and International Studies, a Bachelor of laws degree from the University of Nairobi and is an Advocate of the High Court of Kenya.</p> <p>She has a wealth of experience in governance and public Sector reforms.</p>
 <p>Mr. Aggrey Busena, MBS Secretary Administration</p>	<p>Mr. Aggrey Busena, MBS is the Secretary administration. He is responsible for coordinating general administration and financial matters within Cabinet affairs Office. He holds a Bachelor of Arts Degree from The University of Nairobi. He has a wealth of experience in then Provincial Administration and central Administration. He has represented the Government in various International forum.</p>

\_\_\_\_\_

\_\_\_\_\_




**EXECUTIVE OFFICE OF THE PRESIDENT VOTE 1011**  
**Reports and Financial Statements For the year ended June 30, 2021**

 <p>Dr. Lydia Muriuki, EBS Secretary POMAC</p>	<p>Dr. Lydia Muriuki, EBS is the Secretary, POMAC has direct fiduciary responsibility for the Power of Mercy Advisory Committee (POMAC). She was appointed, in acting capacity, as the Committee's Secretary on 16<sup>th</sup> December, 2019 and later appointed as the substantive Secretary to the Power of Mercy Advisory Committee. She is responsible for providing strategic leadership to the Committee for purposes of discharging its mandate as provided in the Constitution and the POMAC Act. She holds a Ph.D in Business Management (Strategic Management) and Masters in Business Administration from Moi University, Eldoret.</p>
 <p>Ms. Juster Nkoroi, CBS Principal Administrative Secretary</p>	<p>Ms. Juster Nkoroi, CBS assumed the position of Head, Kenya International Boundaries Office (KIBO) on 22<sup>nd</sup> December, 2014 following the creation of the Office. She is the administrative Head of the Department. In collaboration with other government agencies, she is responsible for the integrity of Kenya's international borders with the neighboring countries including the maritime boundaries and any disputes or litigation arising therefrom. She holds a Masters Degree and Bachelor's degree in Law, both from the University of Nairobi and a Postgraduate Diploma in Law from Kenya School of Law.</p>
 <p>CPA John M. Gitari, HSC Assistant Accountant General (Cabinet Affairs)</p>	<p>CPA John M. Gitari, HSC is an Assistant Accountant General heading the Accounting Unit at Cabinet Affairs Office.</p> <p>He is a Certified Public Accountant and holds a Masters degree in Business Administration (Finance) from The University of Nairobi. He is a member of the Institute of Certified Public Accountants of Kenya.</p>





**EXECUTIVE OFFICE OF THE PRESIDENT VOTE 1011**  
**Reports and Financial Statements For the year ended June 30, 2021**

	<p>Mr. William Kangethe Thuku, EBS is the Deputy Director General, Nairobi Metropolitan Services. He holds a Executive MBA from Jomo Kenyatta University of Agriculture and Technology (JKUAT) and a Bachelors Degree in Political Science (Government), from the University of Nairobi. Before joining NMS, he previously worked as a Principal Administrative Secretary in the Ministry of Interior and Coordination of National Government.</p>
	<p>Major Joseph Mbithi is the Head of Supply Chain Services at the Nairobi Metropolitan Services (NMS). He holds a Masters of Science Degree (MSC) in Procurement from Jomo Kenyatta University (JKUAT), a Bachelor of Arts in Economics and a Certificate in International Procurement from Wrights Patterson, Ohio. He has previously worked as a Procurement officer at the United Nations Missions in Democratic Republic of Congo.</p>
	<p>CPA Mwikamba Mghenyi is the head of Accounting services in NMS. He is a registered Certified Public Accountant and a member of the Institute of Certified Public Accountants of Kenya. He was previously the Director of Finance and Accounting at Konza Technopolis Development Authority, former program manager at Huduma Kenya secretariat, program Finance Officer (UNDP) Public Sector Transformation division, Deputy Financial Specialist at Public Financial Management Reforms Secretariat.</p>



**EXECUTIVE OFFICE OF THE PRESIDENT VOTE 1011**  
**Reports and Financial Statements For the year ended June 30, 2021**




CPA Dismus O. Ogot  
Director of Finance-NMS

CPA Dismas O. Ogot, is the Head of Treasury and Planning - NMS. He holds a Master of Business Administration (Strategic Management), Bachelor of Arts, Economics, (Honours) degrees from The University of Nairobi and CPA(K). He is a member of the Institute of Certified Public Accountants of Kenya.

He specializes in public sector financial management and economic planning. Previously, he has served as the Senior Chief Finance Officer in the State Law Office and Department of Justice, the Director of Finance and Planning of the Public Service Commission, Deputy Accountant General (Systems and Standards) at The National Treasury and Senior and Principal Accounts Controller and Chief Finance Officer of the Kenya Judiciary respectively. He was at the centre of the Judiciary infrastructure transformative implementation. He also served at Deloitte and Touche, Alico Kenya and Coca Cola Africa Group as the Regional Accounts Manager (Financial Reporting) for East Africa, Horn of Africa and Islands.

He has served in several Boards of schools and as alternate to the Permanent Secretary/National Treasury in University Councils. An avid reader, he participates and mobilizes several community transformational initiatives.



**EXECUTIVE OFFICE OF THE PRESIDENT VOTE 1011**  
**Reports and Financial Statements For the year ended June 30, 2021**

**(d) Fiduciary Oversight Arrangements**

**Committees**

The Accounting Officer, Executive Office of the President, is assisted in the execution of the annual budget by various Committees appointed as per the prevailing law, regulations and policy. These Committees comprise the Ministerial Human Resource Management Advisory Committee (MHRAC), the Procurement Committee and the Project Management Committee. The members of these Committees are professional /technical staff drawn from the various Departments. They possess a wide range of skills and experience which is used in making independent and objective decisions on the matters before them in addition to advising the Accounting and Authorized Officers appropriately.

Each member of the Committee upon appointment is given comprehensive induction relating to the business and operations of Executive Office of The President to facilitate the execution of the policy, legal, regulatory obligations expected of such member. All committee members are required to re-submit themselves for re-appointment on expiry of their term which is governed by the financial year. Owing to the nature and the location of the four major Departments in Executive Office of President, each maintains an operational departmental Committee for purposes of facilitating the implementation of the annual budget.


**State House Project Committee, 2020/2021 Financial Year**

This Committee is charged with the responsibility of identifying, prioritizing, overseeing implementation, monitoring and evaluation of projects being executed by the Department as per guidance issued from time to time by the National Treasury; laws relating to management of public funds including regulations issued to public agencies from time to time.

The members of this Committee comprise the following-

- |                          |   |  |
|--------------------------|---|--|
| 1. Mr. J. G. Makumi, MBS | - | Principal Administrative Secretary, Chairman |
| 2. Mr. Benson M. Mugo    | - | Secretary Administration, Member             |
| 3. Ms. Irene Karari      | - | Head ICT, Member                             |
| 4. Ms. Doris Mukura      | - | Head CPPMU, Member                           |
| 5. Eng. Richard Thitai   | - | Head Mechanical, Member                      |
| 6. Mr. Joseph Kegengo    | - | Head Maintenance, Member                     |
| 7. Mr. Paul K. Kamau     | - | Chief Finance Officer, Member                |

The meetings of this committee are informed by need.



**EXECUTIVE OFFICE OF THE PRESIDENT VOTE 1011**  
**Reports and Financial Statements For the year ended June 30, 2021**

**i. Departmental Human Resource Management Advisory Committee – 2020/2021 Financial Year**

The Executive Office of the president units maintain an operational Human Resource Management Advisory Committee. These Committee executes the Human Resource Management Advisory functions on delegated powers of the Public Service Commission Act, 2015 on Delegation of Public Service Commission Human Resource functions to the Cabinet Secretary (Revised August 2015) and are as follows:

- (i) Recruitment, Selection and Appointment;
- (ii) Promotions;
- (iii) Confirmation in Appointment;
- (iv) Training and Development;
- (v) Training Impact Assessment;
- (vi) Management of Skills Inventory;
- (vii) Establishment and Complement Control;
- (viii) Payroll Management;
- (ix) Deployment;
- (x) Promotion of Values and Principles of Public Service;
- (xi) Recommendation for Waiver of Requirements of the Schemes of Service;
- (xii) Recommendation for Secondments and Unpaid leave;
- (xiii) Recommendation for Retirement under 50 years rule;
- (xiv) Recommendation for Retirement on Medical grounds;
- (xv) Recommendation for Re-designation;
- (xvi) Recommendation for Renewal of Contract; and
- (xvii) Discipline.

The State House Human Resource Management Advisory Committee in 2020/2021 Financial year comprised the following members-

- |                                  |   |   |
|----------------------------------|---|---|
| 1. Mr. Kinuthia Mbugua, CBS, OGW | - | Comptroller of State House, Chairman              |
| 2. Mr. J. G. Makumi, MBS         | - | Principal Administrative Secretary, Alt. Chairman |
| 3. Mr. Peterson M. Wamwea        | - | Deputy Director HRM & Development, Secretary      |
| 4. Mr. Benson M. Mugo, OGW       | - | Secretary Administration, Member                  |
| 5. Eng. Richard. G. Thitai, OGW  | - | Chief Engineer (Mech), Member                     |
| 6. Ms. Florence W. N. Awori      | - | Executive Director, PURES, Member                 |
| 7. Ms. Eva N. Maina, OGW         | - | Director Administration (OFL), Member             |
| 8. Ms. Juliet W. Kabeu, HSC      | - | Senior Assistant Director, Protocol, Member       |
| 9. Mr. Paul K. Kamau             | - | Chief Finance Officer, Member                     |
| 10. Mr. Charles M. Buku, HSC     | - | Snr. Director of Public Communication, Member     |





**EXECUTIVE OFFICE OF THE PRESIDENT VOTE 1011**  
**Reports and Financial Statements For the year ended June 30, 2021**

During 2020/2021 financial year, the State House Departmental Human Resource Management Advisory Committee held four (4) meetings and whose attendance by each member is shown in Table below

**Table 2.1: State House Departmental Human Resource Management Advisory Committee Meetings Attendance by member, 2020/2021.**

Name of Member	Date of Meeting				Total attendance
	7/8/2020	28/8/2020	8/12/2020	16/3/2021	
Mr. J. G. Makumi, MBS	✓	✓	✓	X	3
Mr. Peterson M. Wamwea	✓	✓	✓	✓	4
Mr. Benson M. Mugo, OGW	✓	✓	✓	✓	4
Eng. Richard G. Thitai, OGW	✓	✓	✓	✓	4
Ms. Florence W. N. Awori	✓	X	✓	✓	3
Ms. Eva N. Maina, OGW	✓	✓	✓	X	3
Ms. Juliet W. Kabeu, HSC	✓	✓	X	X	2
Mr. Paul K. Kamau	✓	✓	✓	✓	4
Mr. Charles M. Buku, HSC	✓	✓	X	X	2

✓ - Attended


x – Absent with Apology

**Office of the Deputy President**

**ii. Departmental Human Resource Management Advisory Committee, Office of the Deputy President, 2020/2021 Financial year.**

This Committee comprises the following members-

- |                            |   |                                       |
|----------------------------|---|---------------------------------------|
| 1. Mr. Shadrack M. Mwadime | - | Secretary Administration, Chairperson |
| 2. Mr. Dido Jillo Gababo   | - | Director, HRM &D, Secretary           |
| 3. Mr. Bernard Kimanthi    | - | Senior Deputy Secretary, Member       |
| 4. Mr. Gabriel Kitumu      | - | Head, CPPMU, Member                   |
| 7. CPA Calvin Shavanga     | - | Chief Finance Officer, Member         |
| 8. Mr. James Sagwe         | - | Head supply chain, Member             |
| 9. CPA Joel Langatt        | - | Head of Accounting Unit, Member       |
| 10. Mr. Edward Ruteere     | - | Head, ICT, Member                     |
| 11. Mr. Peter Metto        | - | Head, Telephone Services Member       |



**EXECUTIVE OFFICE OF THE PRESIDENT VOTE 1011**  
**Reports and Financial Statements For the year ended June 30, 2021**

**Table 1: Attendance of the Departmental Human Resource Management Advisory Committee by date and Members, 2020/2021 Financial Year**

Name of Member	Date of Meeting		Total attendance
	21/11/2020	10/12/2020	
Mr. Shadrack M. Mwadime	✓	✓	2
Mr. Dido Jillo Gababo-	✓	✓	2
Mr. Bernard Kimanthi	✓	✓	2
Mr. Gabriel Kitumu	✓	✓	2
CPA Calvin Shavanga	✓	✓	2
Mr. James Sagwe	✓	✓	2
CPA Joel Langatt	✓	✓	2
Mr. Edward Ruteere	✓	✓	2
Mr. Peter Metto	✓	✓	2

During 2020/2021 financial year, the Departmental Human Resource Management Advisory Committee in the Office of The Deputy President met two (2) times as indicated in Table 1 which also reflects the attendance of individual member during the period.

**iii) Cabinet Affairs Departmental Human Resource Management Advisory Committee and Composition, 2020/2021 Financial year.**

The Cabinet Affairs Departmental Human Resource Management Advisory Committee comprised the following members-

1	Mr. K. W. Kihara, CBS	- Principal Administrative Secretary and Assistant Secretary to the Cabinet	Chairman
2	Mr. Aggrey Busena, MBS	- Secretary/ Administration,	Alt. Chair Person
3	Dr. Lydia Muriuki	- Secretary, Power of Mercy Advisory Committee	Member
4	Mr. William Karari , MBS	- Secretary, Economic Productive and Extractive Sector	Member
5	Ms. Sarah Yamo, MBS	- Director Administration	Member
6	Mr. Macdonald Oguya	- Secretary of Admin /Cabinet Secretariat	Member
7	Ms. Theodora Gichana	- Ag. Inspector General (Corporation)	
8	Mr. Charles Situma	- DRSRS,	Member
9	Mrs. Rose Wanjohi, OGW	- Director/ HRMD, Secretary	Member
10	Mr. Justus Nkoroi, CBS	- Kenya International Boundaries Office	Member
11	Mrs. Florence Wahome	- State Corporation Advisory Committee	Member



**EXECUTIVE OFFICE OF THE PRESIDENT VOTE 1011**  
**Reports and Financial Statements For the year ended June 30, 2021**

This Committee held six (6) meetings during 2020/2021 financial year and the attendance of each member is as shown in Table 2.

**Table 2: Attendance of the Departmental Human Resource Management Advisory Committee by date and Members, Cabinet Affairs, 2020/2021 Financial year**

Name of Member	Date of Meeting						Total attendance
	12.08.20	18.11.20	09.12.20	11.02.21	16.03.21	10.06.21	
Mr. K. W. Kihara, CBS	X	X	X	X	X	X	0
Mr. Aggrey Busena, MBS	√	√	√	√	√	√	6
Mr. William Karari, MBS	√	√	√	X	√	√	5
Ms. Juster Nkoroi, CBS	X	√	√	√	√	√	5
Dr. Lydia Muriuki, EBS	√	√	√	√	√	√	6
Ms. Sarah Yamo, MBS	X	√	√	√	√	√	5
Mr. Macdonald Oguya	X	√	√	√	√	√	5
Ms. Theodora Gichana	√	√	√	√	√	X	5
Mr. Charles Situma	√	√	√	X	√	√	5
Mrs. Florence Wahome	√	√	√	√	√	√	6
Mrs. Rose Wanjohi, OGW	√	√	√	√	√	√	6


√ - Attended

x - Absent with Apology

**Nairobi Metropolitan Departmental Human Resource Management Advisory Committee and Composition, 2020/2021 Financial year**

**September 2020 to April 2021**

- |                                   |  |           |
|-----------------------------------|--|-----------|
| 1. Mr. Kangethe Thuku, EBS        | - Deputy Director General                          | Chairman  |
| 2. Mr. Dominic Gicheru, OGW       | - Director Human Resource Management & Development | Secretary |
| 3. QS. Charles Sikuku             | - Director Housing and Urban Development           | Member    |
| 4. Dr. Josephine Kibaru Mbae, OGW | - Director Health Services                         | Member    |
| 5. Mr. Dismas Ogot                | - Deputy Director Treasury                         | Member    |
| 6. Ms. Rachel Maina               | - Director Compliance & Service Delivery           | Member    |
| 7. Mr. Eng. Michael Ochieng       | - Director Transport and Public Works              | Member    |



**EXECUTIVE OFFICE OF THE PRESIDENT VOTE 1011**  
**Reports and Financial Statements For the year ended June 30, 2021**

**Current Membership, June 2021 to date**

1. Mr. Kangethe Thuku, EBS	Deputy Director General	Chairman
2. Mr. Daniel Kibet	Deputy Director Human Resource Management & Development	Secretary
3. QS. Stephen G. Mwangi	Director Housing and Urban Development	Member
4. Dr. Fredrick Oluga	Deputy Director Health Services	Member
5. Mr. Patrick Mbogo	Deputy Director Administration	Member
6. Ms. Rachel Maina	Director Compliance & Service Delivery	Member
7. Mr. Eng. Michael Ochieng	Director Transport and Public Works	Member
8. Ms. Jane Kagiri	Advisor Women Youth and ICT	Co-opted Member

During 2020/2021 financial year the Nairobi Metropolitan Services Human Resource Management Advisory Committee held six (6) meetings whose attendance by each member is as shown in table 3.


**Table 3: Attendance of the Departmental Human Resource Management Advisory Committee by date and Members, Nairobi Metropolitan Services, 2020/2021 Financial year**

Committee attendance for year ended 30 <sup>th</sup> June 2021	Date of meeting						
	23/09/2020	23/10/2020	30/10/2020	03/02/2021	10/06/2021	23/06/2021	Total Attendance
William Kang'ethe Thuku, EBS	✓	✓	✓	✓	✓	✓	6
Dominic Gicheru, OGW	✓	✓	✓	✓	-	-	4
Dr. Josephine Mbae, OGW	✓	✓	✓	✓	-	-	4
Daniel Kibet	-	-	-	-	✓	✓	2
Racheal Maina	✓	✓	✓	✓	✓	✓	6
Stephen Nzioka	✓	✓	✓	x	-	-	3
Qs. Charles Sikuku	✓	✓	✓	✓	-	-	4
Dismas Ogot	✓	✓	✓	✓	-	-	4
Eng. Michael Ochieng	✓	x	x	✓	✓	x	3
Dr. Fredrick Oluga	-	-	-	-	✓	✓	2
Stephen Gathuita Mwangi	-	-	-	-	✓	✓	2
Patrick K. Mbogo	-	-	-	-	✓	✓	2
Jane Kagiri, OGW	-	-	-	-	✓	✓	2

✓ - Attended

x – Absent with Apology

- Means Not appointed then /Exit





---

**EXECUTIVE OFFICE OF THE PRESIDENT VOTE 1011**  
**Reports and Financial Statements For the year ended June 30, 2021**

Physical Addresses

**State House**

State House Road  
P. O. Box 40530-  
0100 NAIROBI -  
KENYA

**Office of the Deputy President**

Harambee House Annex  
Harambee Avenue  
P. O. Box 74434 – 00200  
NAIROBI, KENYA

**Cabinet Affairs Office**

Harambee House  
Harambee Avenue  
P. O. Box 62345-00200  
NAIROBI, KENYA

**Nairobi Metropolitan Services (N.M.S)**

Kenyatta International Convention Centre (KICC)  
P.O Box 49130 - 00100  
NAIROBI.

(e) Entity Contacts

**State House**

Tel. No. +254 20 2227436

**Office of the Deputy President**

Tel. No. (254) 020-3247000

**Cabinet Affairs Office**

Tel. No. +254 20 343919


**Nairobi Metropolitan Services (N.M.S)**

Tel. No. 020-3313002/4

(g) Entity Bankers

**Central Bank of Kenya**

Haile Selassie Avenue  
P. O. Box 60000-00200  
City Square  
NAIROBI, KENYA



---

**EXECUTIVE OFFICE OF THE PRESIDENT VOTE 1011**  
**Reports and Financial Statements For the year ended June 30, 2021**

(f) Independent Auditors

**Auditor - General**  
Office of the Auditor – General  
Anniversary Towers  
University Way  
P. O. Box 30084-00100  
General Post Office  
**NAIROBI - KENYA**



**EXECUTIVE OFFICE OF THE PRESIDENT VOTE 1011**  
**Reports and Financial Statements For the year ended June 30, 2021**

**2. FOREWORD BY THE HEAD OF THE PUBLIC SERVICE**



On behalf of The Executive Office of the President, I present the financial statements for 2020/21 Financial Year. The financial statements have been prepared in compliance with the Constitution and Section 81 (1) of the PFM Act, 2012. They have also been prepared according to the standards set out by the Public Sector Accounting Standards Board and the International Public Sector Accounting Standards (IPSAS) both of which prescribe the format, policies, treatment of expenditures, among others for such statements.


The statements have been derived from the records maintained of our financial transactions for the year ended 30<sup>th</sup> June, 2021. They thus disclose with accuracy the true position of financial affairs of the Office during the reporting year and also reflect the true and fair position of the financial status of the Office. Nothing has been brought to my attention that the Office will not continue to deliver services to the public to necessitate initiation of action to fore stall such an eventuality. The public should thus rest assured of continued service delivery in the coming period.

The statements, besides expressing the financial status of the Office have gone further to show how the votes were applied on the priority programmes and sub-programmes in the reporting period. The report has also outlined the outcomes and outputs achieved by the various programmes including the challenges faced where targets were not achieved. This is necessary for demonstrating to the tax payers how their resources were spent and for purposes of learning useful lessons for improving future programming.

The resources voted under the Office were spent in strict adherence with the laws and regulations governing public finance management. Due care was exercised to ensure that such expenditures realized value for money, and most importantly met Kenyans needs and aspirations. They were applied to fund government priority policies- The Kenya Vision 2030, the Big Four Agenda and other policies in force. This is necessary to strengthen Kenya's economic base for purposes of ensuring sustainable growth and prosperity. The Office therefore remains committed to appropriate public resources prudently and account for them as expected by law and the people of Kenya for improved service delivery.

A handwritten signature in black ink, appearing to read 'J. Kinyua', written in a cursive style.

**Dr. JOSEPH K. KINYUA, EGH**  
**HEAD OF THE PUBLIC SERVICE**



**EXECUTIVE OFFICE OF THE PRESIDENT VOTE 1011**  
**Reports and Financial Statements For the year ended June 30, 2021**

**Budget Performance Based on Economic Classification and Programmes**

The Executive Office of the President was allocated a budget of **Ksh.41,032,010,348** during 2020/2021 financial year vide Vote 1011. This budget comprised **Ksh.26,991,960, 253** recurrent while **Kshs. 14,040,050,095** was allocated for development. The development allocation for the year comprised a UNICEF grant of **Ksh.18,000,000** support to the Presidential Policy & Strategy Unit and a further grant of **Kshs.528,742,787** from the Kenya - EU Partnership on National Strategy to Counter Terrorism.

The budget for the Office in 2020/2021 Financial Year was appropriated under five key programmes namely: Cabinet Affairs, Government Advisory Services, State House Affairs, Deputy President Services and the Nairobi Metropolitan Services.

**Programme 1: Cabinet Affairs**

This programme seeks to facilitate effective and efficient public policy formulation, implementation, monitoring and evaluation for enhanced service delivery and harmonious government operations. The programme was allocated **Kshs. 2,206,524,019** which comprised 5.40% of the total budget. The resources were applied on the following sub-programmes:

- a) Sub-Programme: S.P. 1.1: Management of Cabinet Affairs
- S.P. 1.2: Advisory Services
- S.P. 1.3: Resource Surveys and Remote Sensing

**Programme 2: Government Advisory Services**

This programme aims at facilitating and enhancing public policy advisory for effective management of public affairs. It was allocated Kshs. 996,450,174 which is equivalent to 2.40% of the budget. The budget was applied on the following sub-programmes:

- (a) Sub-Programmes S.P. 2.1: Power of Mercy Advisory Services
- S.P. 2.2: Counter-Terrorism Advisory Services

**Programme 3: State House Affairs**

The programme's objective is to facilitate efficient and effective execution of the President's mandate as per the Constitution and other laws. It was allocated Kshs. 5,956,932,266 or 14.50% of the total budget. This budget was applied on the following sub-programmes:

- Sub Programmes: S.P. 3.1: Coordination of State House functions
- S.P.3.2: Administration of statutory benefits for the Retired Presidents and State Officers.
- S.P. 3.3: Strategic Policy, Public Sector Performance Monitoring.





**EXECUTIVE OFFICE OF THE PRESIDENT VOTE 1011**  
**Reports and Financial Statements For the year ended June 30, 2021**

**Programme 4: Deputy President Services**

The resources allocated under this Programme facilitate the Deputy President to discharge his mandate as given in the Constitution as the Principal Assistant to the President. The Programme was allocated Kshs. 1,528,613,264 representing 3.73% of the budget during 2020/2021 annual budget. The budget was applied on the following sub-programmes:

Sub Programmes:     S.P. 4.1: General administration, Planning and Support Services  
                             S.P. 4.2: Coordination and Supervision

**Programme 5: Nairobi Metropolitan Services**

This is a new Programme introduced during 2020/2021 financial year. Its purpose is to coordinate the implementation of the Deed of Transfer of Functions executed between the National Government and Nairobi City County Government. It was allocated Kshs. 30,343,490,625 representing 73.95% of the Presidency's vote and was applied on the following sub-programmes:


Sub Programmes:     S.P. 5.1: General Administration and Support  
                             S.P. 5.2: Coordination of Nairobi Metropolitan Functions

**Allocation by Programmes**

Table 3 shows the budgetary allocation for The Executive office of the President by programmes for the Financial Year 2020/2021.

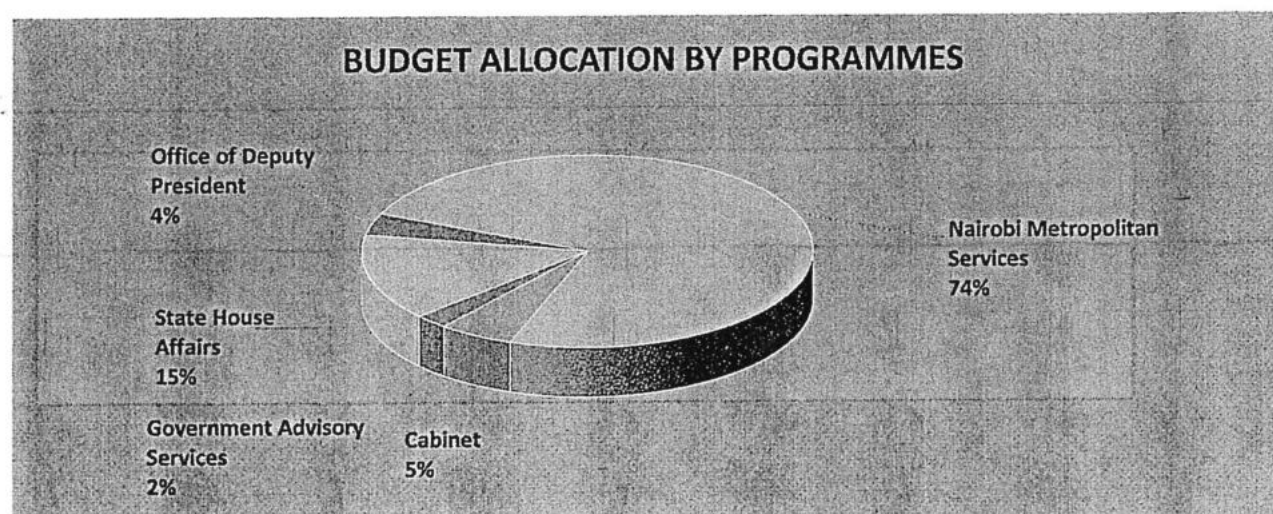
**Table 3:     Resource Allocation by Programmes for Financial Year 2020/2021**

<b>Programme</b>	<b>2020/2021 Allocation Kshs.</b>
Cabinet Affairs	2,206,524,019
Government Advisory Services	996,450,174
State House Affairs	5,956,932,266
Deputy President Services	1,528,613,264
Nairobi Metropolitan Services	30,343,490,625
<b>Total</b>	<b>41,032,010,348</b>



**EXECUTIVE OFFICE OF THE PRESIDENT VOTE 1011**  
**Reports and Financial Statements For the year ended June 30, 2021**

The allocation of resources by Programme in The Executive office of the President for 2020/2021 financial year is graphically shown in Figure 1.




**Figure 1: Allocation of Resources in the Executive office of the President by Programmes, 2020/2021 Financial year**

The resources allocated to The Executive Office of the President in 2020/2021 Financial year are further shown by Economic Classification as shown in Table 4.

**Table 4: Allocation Resources in Executive Office of the President Vote by Economic Classification for 2020/21 Financial Year**

Expenditure by Economic Classification	Approved Budget Allocation
	Kshs.
<b>Current Expenditure</b>	<b>26,991,960,253</b>
Compensation to Employees	11,805,165,895
Use of Goods and Services	13,341,945,006
Current Transfers	50,000,000
Social Benefits	283,394,078
Acquisition of other assets	1,511,455,274
<b>Capital Expenditure</b>	<b>14,040,050,095</b>
Compensation to Employees	33,976,002
Use of Goods and Services	4,511,619,263
Capital transfer to the National Fund for the Disabled of Kenya	200,000,000
Acquisition of other assets	9,294,454,830
<b>Total Expenditure</b>	<b>41,032,010,348</b>



**EXECUTIVE OFFICE OF THE PRESIDENT VOTE 1011**  
**Reports and Financial Statements For the year ended June 30, 2021**

**Key Performance Highlights**

The following is an overview of the financial performance for the year ended 30<sup>th</sup> June 2021 as reported in the detailed financial statements together with the commentary and comparative analysis against budget and prior year for the key items in the financial statements.

**Table 5: Actual Performance against Budget for Year to 30<sup>th</sup> June 2021**

Financial Performance	Approved Budget	Actual	Variance	Utilisation
	KShs	KShs	KShs	%
Total Receipts	41,032,010,348	30,350,213,143	10,681,797,205	73.97%
Total Payments	41,032,010,348	30,329,846,787	10,702,163,561	73.92%
<b>Surplus for the Year</b>		<b>20,366,356</b>		

Actual receipts by the Executive office of the President stood at 26.03% below budget while actual payments fell short of the budget by 26.08%. This negatively impacted on the planned service delivery by the Office during 2020/2021 Financial Year. The failure to release the full exchequer to fund the budget is mainly attributed to challenges arising from the late approval of Supplementary budget towards end of June 2021 which negatively affected procurement of goods and services (acquisition of assets and use of goods and services) which are guided by mandatory rules and regulations.

**Budget Utilisation**

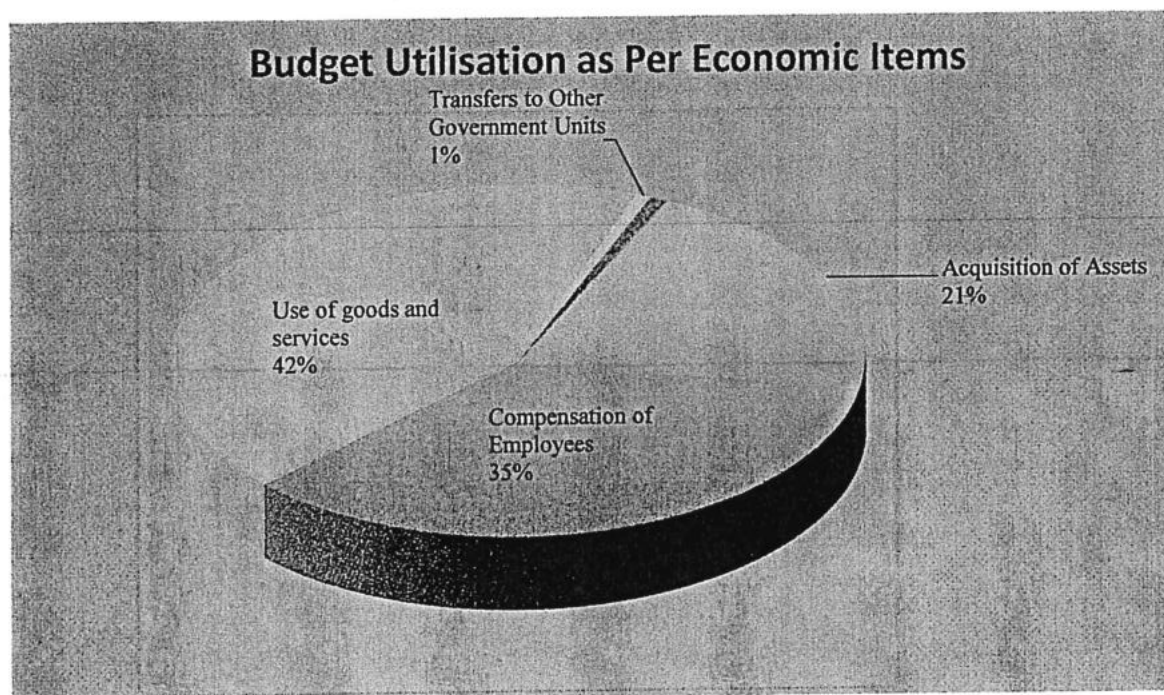
The Executive Office of the President spent **KShs.30,329,846,787** against an approved budget of **KShs.41,032,010,348**. Utilisation of the budget was carried out through various activities (Economic Classifications) as shown in Table 6

**Table 6: Budget Utilization**

Economic Expenditure Item	Approved Budget	Actual Payments	Variance
	KShs	KShs	KShs
Compensation of Employees	11,839,141,897	10,681,430,521	1,157,711,376
Use of goods and services	17,853,564,269	12,906,020,200	4,947,544,069
Transfers to Other Government Units	200,000,000	200,000,000	-
Other grants and transfers	50,000,000	-	50,000,000
Social Security Benefits	283,394,078	276,340,799	7,053,279
Acquisition of Assets	10,805,910,104	6,266,055,268	4,539,854,836
<b>Total Payments</b>	<b>41,032,010,348</b>	<b>30,329,846,787</b>	<b>10,702,163,561</b>



**EXECUTIVE OFFICE OF THE PRESIDENT VOTE 1011**  
**Reports and Financial Statements For the year ended June 30, 2021**



**Figure 2: Utilization of Resources in The Executive office of the President by Economic items, 2020/2021 Financial year**

**Key Achievement for the Executive Office of the President in 2020/21 Financial Year.**


The Executive Office of the President applied the resources allocated on its programmes in 2020/21 Financial year and the following are the key achievements-

- Provision of overall policy and leadership direction in the management of Kenya's public affairs
- Refurbishment and maintenance of support infrastructure for the President and the Deputy President including all State Houses and Lodges, Harambee House Annex Office and the Official Deputy President's residence in Karen.
- Overseeing the successful formulation, approval, and implementation of public policies.
- Provision of strategic leadership direction in the management of the COVID-19 pandemic in the country.
- Successful implementation of Deed of Transfer of functions signed between National Government and Nairobi City County Government

**Challenges Faced and Strategies for their Mitigation**

The Executive Office of the President faced numerous challenges in the execution of 2020/21 Budget and include:-

- Restricted working periods occasioned by need to control spread of COVID - 19 pandemic.
- Reduced budget resources after clearing pending bills as first charge.
- Succession management and staff capacity building challenges
- Frequent breakdown of machines and equipment needed for service delivery





**EXECUTIVE OFFICE OF THE PRESIDENT VOTE 1011**  
**Reports and Financial Statements For the year ended June 30, 2021**

**Key Risk Management Strategies**

**To mitigate the challenges faced, the Office plans to-**

- Enhance timely processing of payments and clear them as Exchequers are given.
- Enhance human Resource capacity by training the existing technical staff including hiring of new ones in collaboration with the Public Service Commission.

**3. STATEMENT OF PERFORMANCE AGAINST THE EXECUTIVE OFFICE OF THE PRESIDENT PRE - DETERMINED OBJECTIVES**

**Introduction**

Section 81 (2) (f) of the Public Finance Management Act, 2012 requires that, at the end of each financial year, the Accounting Officer when preparing financial statements of each National Government entity in accordance with the standards and formats prescribed by the Public Sector Accounting Standards Board includes a statement of the national government entity's performance against pre-determined objectives. In compliance with the Act, this Office's strategic objectives and strategies and for which the resources were provided are shown in Table 5.

**Table 5: Presidency's Strategic Development objectives and strategies for achievement**


No.	Strategic Focus Areas (SFAs)	Strategic Objective	Strategies
1.	Coordination and oversight over policy formulation and implementation	To enhance policy formulation and execution for national development.	Coordinate policy formulation for coherence across Government for national development
2.	National Security	To ensure security and territorial integrity	Regular review and advising on security matters in the country.
			Progressing and fast tracking the delineation, demarcation and reaffirmation of Kenya's international boundaries.
			Continuous generation, review and analysis of data on natural resources for decision making.
3.	Good Governance and national unity	To promote transparency and accountability in the management of public affairs	Promote involvement in policy and decision making in government.
		To enhance peaceful co-existence among citizens.	Continuous consultations with vulnerable groups.  Continuous recognition of Kenyans for contribution in National Development.



Two horizontal lines, one slightly above the other, spanning the width of the page. The top line is a solid black line, and the bottom line is a slightly lighter, possibly dashed or fainter line.

**EXECUTIVE OFFICE OF THE PRESIDENT VOTE 1011**  
**Reports and Financial Statements For the year ended June 30, 2021**

No.	Strategic Focus Areas (SFAs)	Strategic Objective	Strategies
4.	Sustainable socio-economic development	To enhance coordination in the implementation of government development programmes /projects priorities	Coordinate and oversee the implementation of the Big Four Agenda, SDGs and Vision 2030.
			Support the development of SMEs for enhanced economic growth and empowerment of vulnerable groups.
5.	Information, communication and public engagement.	To promote effective communication of government policies to the citizenry and other stakeholders	Promote awareness on government policies, programmes and projects.
6.	Policy, legal, and institutional framework	Collaborate with stakeholders to develop policy, legal, and institutional framework for NMS	<ul style="list-style-type: none"> <li>• Review policies related to the transferred (Health, Infrastructure, Transport and Environment and Water) functions.</li> <li>• Develop the regulatory framework for the NMS operations.</li> <li>• Develop regulations and standards on transport management and related effects on environment.</li> <li>• Branding and promotion of Nairobi Metropolitan Service.</li> </ul>
7.	Transport services and Infrastructure development	To expand and Rehabilitate Nairobi road transport network.	<ul style="list-style-type: none"> <li>• Identification and construction of missing road links.</li> <li>• Upgrading and rehabilitation of roads.</li> <li>• Continuous maintenance of roads.</li> </ul>
8.	Health Services	<p>To improve health services delivery in Nairobi.</p> <p>To control spread of communicable diseases in Nairobi.</p>	<ul style="list-style-type: none"> <li>• Recruit additional health staff.</li> <li>• Retrain existing health staff on health management for prevention and cure.</li> <li>• Build capacity of health facilities by equipping them with drugs and equipment.</li> <li>• Procure ambulances for emergency response.</li> </ul>



**EXECUTIVE OFFICE OF THE PRESIDENT VOTE 1011**  
**Reports and Financial Statements For the year ended June 30, 2021**

No.	Strategic Focus Areas (SFAs)	Strategic Objective	Strategies
		To control spread and eventual elimination of Corona Virus	<ul style="list-style-type: none"> <li>• Upgrade some identified health facilities to referral hospital status.</li> </ul>
9.	Environment, Water and Sanitation	<p>To conserve, manage and protect natural resources in the city.</p> <p>To provide reliable, affordable and sustainable water supply and sanitation services.</p>	<ul style="list-style-type: none"> <li>• Implement the Nairobi Integrated Waste Management Action Plan.</li> <li>• Recover contested County land earmarked for management and disposal of solid waste.</li> <li>• Gazette all legal solid waste disposal sites for use by both the public and private.</li> <li>• Rehabilitation of water supply facilities.</li> <li>• Development of water supply systems in the informal sector.</li> <li>• Drilling of boreholes.</li> <li>• Rehabilitation and restoration of Nairobi Rivers Basin.</li> </ul>
10.	Housing and Urban Development	<p>To provide affordable and safe housing in the county.</p> <p>To control land and building development</p>	<ul style="list-style-type: none"> <li>• Streamline Urban renewal projects.</li> <li>• Develop policy guidelines for development control.</li> <li>• Review and implement Nairobi development master plan.</li> </ul>
11.	Compliance and Enforcements	To improve compliance with laws, regulations and county bylaws by the public.	<ul style="list-style-type: none"> <li>• Sensitize the public on the laws, regulations and by-laws governing the County of Nairobi.</li> <li>• Enforce discipline for improved compliance.</li> <li>• Develop and implement the enforcement structure.</li> </ul>
12.	Resource Mobilization	To mobilize resources for NMS programmes.	<ul style="list-style-type: none"> <li>• Identify and adopt innovative financing mechanisms for the NMS programmes.</li> <li>• Execute a robust Resource mobilization strategy.</li> </ul>
13.	Capacity Building and Retention of staff	To attract and retain qualified and skilled professionals.	<ul style="list-style-type: none"> <li>• Liaise with Public Service Commission to improve the terms of service for staff.</li> <li>• Upgrade skills and build capacity for the professionals.</li> </ul>

---

---

**EXECUTIVE OFFICE OF THE PRESIDENT VOTE 1011**  
**Reports and Financial Statements For the year ended June 30, 2021**

**Key Achievements in the Implementation of the Executive Office of the President's plan**

The achievements realized during the 2020/2021 financial year include-

1. Support to development of SME sector by-
  - a. Supporting establishment of five (5) SME common manufacturing units and outlets in Gikomba, Kariokor, Uhuru Market, Ngong Road and the SME Retail Outlet in Langata.
2. Publicizing government achievements by developing and airing 69 documentaries on the implementation of Kenya Vision 2030, MTP III and 'Big Four agenda'.
3. Training 48,000 Special Interest Persons (i.e. Women, Youth and Vulnerable persons) on Livelihood related skills.
4. Implementing the National Counter-Terrorism Strategy
5. Mapping the Maasai Mara range land resource ecosystem for estimating wildlife population.
6. Preparing eleven (11) management audits on state corporations and evaluating 200 boards.
7. Improved waste collection from 1800 tons to 2500 tons/ per day.

**Projects Implementation:**

During 2020/2021 financial year, Executive office of the President implemented the following projects-

- Refurbished and maintained the infrastructure in three (3) State Houses and five (5) State Lodges; Harambee House Annex, DP Official Residence in Karen and Mombasa and the mechanical garage.
- Construction and operationalization of 12 new health facilities in the informal settlements.
- Rehabilitation and upgrading of 28 health facilities and the partial operationalization of the stalled Mathare Nyayo Hospital.
- Drilling and equipping of 193 boreholes.
- Water connection to 81,000 households.
- Water and sewer network expansion (55km)
- Installation of 10,559 new public lights and maintenance of the existing lights across all 85 wards.
- Survey of 4,552 parcels of county allotted property and preparation of 7,445 lease documents for issuance of titles.
- Rehabilitation of County rental houses (-520) - Buru Buru, Kariobangi South and Jamhuri.
- Markets Renovation - Muthurwa, Wakulima, Jericho, Kariobangi South, Landhies Road, Toi, Kayole Spine and Embakasi Village.
- Expansion of road network: - (tarmacking 30km of new roads, re-carpeting 43.3km, maintained 88km roads, constructing 18km of Non-motorized transport facilities –walkways, rehabilitation of five (5) bus termini and construction of one new bus terminus at Green Park.)

The implementation of projects and programmes funded in this Office was greatly challenged by COVID -19 and its containment measures.





**EXECUTIVE OFFICE OF THE PRESIDENT VOTE 1011**  
**Reports and Financial Statements For the year ended June 30, 2021**

**Challenges faced and Strategies for their Mitigation**

The Office faced the following challenges during the financial year -

1. Limited budgetary resource allocation.
2. Management of pending bills.
3. Lack of specialized equipment required for service delivery or implementation of projects.
4. Lack of adequate technical staff especially medical personnel given the limited resources.
5. Declining resources allocated for key programmes like health, among others.

**Recommendations**

To mitigate challenges faced the Executive office of the President:

- Will enhance human resource capacity by prioritizing technical departments.
- Carrying out public awareness campaigns to enhance support in project implementation.
- Continuous assessment of the implementing environment to orient project under implementation to the prevailing economic and financial circumstances.
- Continuous engagement with public sector stakeholders for successful implementation of planned projects and programmes.
- Embark on continuous training and mentoring of staff for enhancing project/ programme implementation.
- Continuous monitoring and evaluation to enhance success of projects/ programmes under implementation.

**Progress in the Attainment of Strategic Objectives**

During 2020/21 Financial Year, the Office applied resources voted in the implementation of the programmes and sub-programs. Table 8 shows the strategic objectives implemented, outcomes and level of performance, among others.

**Table 8: Progress on Attainment of Strategic Objectives**


Program	Sub-Program	Strategic Objective	Outcome	Indicator	Performance
State House	Coordination of State House Functions	To facilitate the execution of Presidential mandate as per the Constitution	Efficient and Effective Service Delivery to Kenyans	Level of discharge of mandate	100%
		To facilitate effective presidential communication and public engagement	Enhanced awareness of Government Programmes/ projects	No. of Documents developed and aired Kenya Vision 2030, MTP III and the 'Big Four Agenda	69

\_\_\_\_\_

\_\_\_\_\_


**EXECUTIVE OFFICE OF THE PRESIDENT VOTE 1011**  
**Reports and Financial Statements For the year ended June 30, 2021**

Program	Sub-Program	Strategic Objective	Outcome	Indicator	Performance
	Administration of Statutory Benefits for the Retired Presidents and Vice Presidents.	To coordinate the administration of the Retirement Benefits of Retired Presidents, Vice/ Deputy Presidents and Designated State Officers	Improved and sustained delivery of benefits	Level of welfare	100%
	Strategic Policy and Advisory Services.	To provide input in policy formulation process.	Suitable and evidence based policy	No of policies receiving input.	63
<b>Deputy President's Services</b>	General Administration, Planning, Coordination, Supervision and Support Services	To facilitate implementation of Deputy President's mandate	Enhanced service delivery	% level of execution.	100%
		To enhance coordination and supervision of Government for effective service delivery and the attainment of Vision 2030;	Enhanced inter-governmental relations and cooperation.	No. of IBEC forums convened	28
<b>Cabinet Affairs</b>	Management of Cabinet Affairs	To promote good governance in the management of public affairs;	Effective and efficient public policy formulation	No. of Policies approved.	7
		To promote national cohesion	Annual State of the Nation Address delivered. Compliance with the Constitution.	State of the Nation Address.  Report on the Measures taken and the progress achieved in the realization of the National Values and principles of governance and fulfilment of Kenyan's international obligations.	1  3 No (Security, Fulfilment of Kenya's International obligations, and National Values Reports)




**EXECUTIVE OFFICE OF THE PRESIDENT VOTE 1011**  
**Reports and Financial Statements For the year ended June 30, 2021**

Program	Sub-Program	Strategic Objective	Outcome	Indicator	Performance
<b>Government Advisory Services</b>	Power of Mercy Advisory Services	To exercise power of mercy among offenders.	Reviewed Draft laws relating to exercise of power of mercy.	Report on laws reviewed to enhance exercise of power of mercy.	1
	Counter-Terrorism Advisory Services	To reduce exposure to terrorism related security threats.	Improved security	Level of security	
	State Corporations Advisory Services	To promote good governance among state corporations	Improved governance and accountability in State Corporations	No. of board evaluations	280
	Inspectorate of State Corporations	To enhance compliance among State Corporations	Improved Governance in State Corporations	No. of governance, Risk and Compliance Audits conducted	11
<b>Nairobi Metropolitan Services</b>	Health Services	To Prevent communicable diseases from infecting Nairobi residents.	Controlled spread of communicable diseases	% reduction of new HIV infections	2.8%
				% TB cases identified and put on treatment	65%
				% of other communicable diseases controlled.	55%
			Improved access to health services for Non-Communicable diseases (NCDs).	% population accessing NCD services.	20%
		To improve health service delivery in Nairobi.	Improved maternal and child health services.	% of children fully immunized.	85%
			Improved access and delivery of	(%) of Deliveries conducted by Skilled Birth Attendants.	86%



**EXECUTIVE OFFICE OF THE PRESIDENT VOTE 1011**  
**Reports and Financial Statements For the year ended June 30, 2021**


Program	Sub-Program	Strategic Objective	Outcome	Indicator	Performance
			reproductive health services.	Coverage of women of reproductive age receiving Family Planning services.	52%
			Controlled childhood illnesses	% of children aged 6 - 59 months receiving Vitamin A supplements twice a year	57%
			Improved access to essential health care services.	% of fully immunized children	86%
				4th Antenatal Care (ANC) Coverage (%)	64%
	Energy Environment, Water and Sanitation	To conserve, manage and protect natural resources in the City	Improved solid waste collection and disposal.	Tons of Garbage collected and disposed daily	2,500tons
			Rehabilitated public parks and river frontage	No. of existing parks rehabilitated	5 Km
				No. of Km of river front regenerated	22 Km
		To provide reliable, affordable and sustainable water supply and sanitation services	Increased access to water and sanitation services	Population connected to water and sewerage network last mile connectivity	499,000
				No. of Kms of water and sewer networks developed in Mukuru	55.35km
	Roads Transport & Public Works	To expand and Rehabilitate Nairobi road transport network	Improved traffic flow to and outside Nairobi.	% level of completion	50%
				NO. of kms of Non- Motorized roads constructed. Traffic outturn	18.15km
			Expanded road network.	km of roads constructed km rehabilitated.	30 km 73.3 km





**EXECUTIVE OFFICE OF THE PRESIDENT VOTE 1011**  
**Reports and Financial Statements For the year ended June 30, 2021**

Program	Sub-Program	Strategic Objective	Outcome	Indicator	Performance
	Lands Housing, and Urban Development	To provide affordable and safe housing in the county	Improved living conditions in County rental houses.	No of houses maintained.	520
			Restored capacity to host sports (Woodley Stadium).	Completion level of stadium works	60%
			New valuation Roll completed	% level of completion	40%
			e-Construction system maintained	% level of completion	60%



**EXECUTIVE OFFICE OF THE PRESIDENT VOTE 1011**  
**Reports and Financial Statements For the year ended June 30, 2021**


**4. CORPORATE SOCIAL RESPONSIBILITY STATEMENT/ SUSTAINABILITY REPORTING**

This Office recognizes its Corporate Social Responsibility to Kenyans. Accordingly, it implements Corporate Social Responsibility Programmes geared towards the enhancement of lives of the vulnerable in the society. This includes women, youth and persons living with disability. With regard to People Living with Disability, the Office gives an annual grant of Kshs.200 million to the National Fund for the Disabled of Kenya. These resources are spent on buying assistive devices for disabled persons, capacity building, training workshops, issuance of small grant for income generation activities as well as for expanding the revenue base for the National Fund for the Disabled of Kenya. In 2020/21 Financial Year, the Office facilitated issuance of Kshs.920 million towards People Living with Disability.

The Office is also cognizant of the needs of people living in the informal settlements. For purposes of containing the spread of COVID-19 and to provide clean water as a Right to the Residents, the Office supplied free clean water to the residents of informal settlements. The Office also addressed the plight of Kenyans who were adversely affected by the effects of COVID-19. Consequently, it oversaw the continued implementation of the Tax relief accorded to Kenyans until the end of first half of 2020/2021 Financial Year.

In furtherance of good health among mothers, the Office through the First Lady's Office has been implementing the Beyond zero campaign. The initiative seeks to promote safe motherhood and good health for infants and mobilizes resources – funds, equipment which are given to the needy areas of the country. Over Kshs.3 billion has been spent on this programme in 47 counties. The Office of the First Lady has also been at the forefront in motivating students to study hard. It manages the Pupils reward Scheme (PURES) through which best performing students are rewarded for academic excellence. In addition, the Office also mentors the students to become responsible citizens. Over 4,500 have benefited from this scheme.

The Office also implements a youth engagement programme with the objective of making them participate in matters of governance in the country. During the engagement, the government listens to their needs for purposes of devising ways of meeting them. One such need which has not been met for this group is skills training for self-reliance. During the period under review, the Office undertook business training for youth with the objective of preparing them to initiate their own businesses. Through the youth programme, the youth are mentored and molded into responsible citizens, most importantly to keep them off some organizations luring them to join proscribed groups. Through the same programme, the Office has procured and delivered sports kits to registered groups for purposes of helping them to engage productively in games during their free time.



---

**EXECUTIVE OFFICE OF THE PRESIDENT VOTE 1011**  
**Reports and Financial Statements For the year ended June 30, 2021**

---

### **Sustainability strategy and profile**

In a fast changing world in the management of public affairs, the Executive Office of the President is aware of need to sustain quality public service delivery for the country. This will be attained through-

#### **Creation of Institutions:**

Towards this end, and in collaboration with Public Service Commission, the Office continues to create institutions to provide the desired services to Kenyans. This includes the review of the structure of Government to create new State Department for Competency Based Curriculum, State Corporations across Ministries/ Departments.

#### **Creation of Appropriate Policy and Legal Environment for sustained growth.**


The Executive Office of the President as the Apex Ministry is desirous of Kenya's continued growth and prosperity. It has continued to work with stakeholders to put in place robust policy and legislative measures for sustainable development. It has thus continued to oversee and strictly monitor the implementation of Key policies like Kenya Vision 2030, Agenda Four (Manufacturing, Universal Health care, Food and Nutrition Security and Housing), among other national priorities. The Office has also worked with other public agencies to identify and review policies and laws necessary for stimulating the growth and development of our Country in all the sectors within the broader public sector reforms. During the year under review, the Office created the fully fledged Department of The Oceans and Blue Economy purposely to provide overall policy guidance and coordination in the appropriation of Kenya's maritime resources. This was done on the realization that our marine resources have great potential for national development but have not been tapped adequately. With this coordination Office in Place, government will regulate the use of these resource and provide good framework for promotion of fishing for food, processing and also tap other opportunities arising from our seas and oceans.

The Office is also at the forefront of making Kenya a key trade and investment destination. In this regard, it has provided leadership in the implementation of trade and investment related reforms by recommending the appropriate fiscal incentives which have attracted key investors into the country. The Office has also invested in the promotion of SMEs sector which has great potential for future production and employment by working with stakeholders to build its capacity including review of policy-SMEs Credit Guarantee Scheme, among others.

Internally, the Office has put in place systems and structures to ensure continuous service delivery. It has further put in place training programmes to build the capacity of staff every year. It may also be noted that the Office has taken a pro-active stance in safeguarding staff by ensuring their vaccination against Covid – 19 virus.

### **Strategic Planning**

To mitigate current and future challenges, this Office has prepared and is implementing a Strategic Plan. Through, Planning, the Office is able to project its future need and those of the country and is able to work with stakeholders to put in place the appropriate delivery systems.



**EXECUTIVE OFFICE OF THE PRESIDENT VOTE 1011**  
**Reports and Financial Statements For the year ended June 30, 2021**

**1. Environmental performance**

The Executive Office of the President is aware that good environment is critical for our sustainable development. It has therefore taken measure to mitigate the environmental conservation by -

Establishing indigenous tree nurseries with over 7,000 seedlings awaiting maturity and transplant.

- Procuring Ozone/ CFC free friendly electronic items to reduce air pollution. Executive office of President always emphasizes on CFC free certified goods to avoid pollution of air.
- Protection of trees and other vegetation within its premises.
- Contracting NEMA compliant companies for waste collection and disposal with emphasis on recycling.
- Disposal of all e-wastes in accordance with NEMA guidelines.
- Promotion of bio-diversity management for preservation of plant and animal species (elephants and other animals).

The planned environmental intervention was impacted negatively by unpredictable weather, inadequate resource, COVID-19 pandemic among others. The Office however remains committed to conserving the environment and will put in place a robust plan to ensure more proactive participation.

**Employee welfare**


Employee welfare is critical for productivity. Consequently, the Office applied and will continue to enforce the existing policies, laws and regulations governing the workforce in the public service. These policies, laws and regulations provide guidance on the entry, stay and exit of civil servants and cover wide areas including gender and disability, management, workers safety as well as application of Public service values and principles as well as Article 10 of the Constitution. The Office will also remain open and will borrow and implement best practices in the management of human resources.

**2. Market place practices**

The Executive Office of the President remains committed to the promotion of value for money in public procurement. It commits to-

**a) Responsible Competition Practice**

- Promotion of open and transparent tendering by advertising procurement opportunities in the print media and Departments websites
- Ensuring Responsible and Fair competition (Right price, right quality and quantity, Right source of goods and Right service providers.





**EXECUTIVE OFFICE OF THE PRESIDENT VOTE 1011**  
**Reports and Financial Statements For the year ended June 30, 2021**

- Ensuring separation of roles/ functions in the procurement process to prevent conflict of interest.
- Declaration of any interest during tendering process where applicable and Recusing
- Complying with tender management procedures (Preliminary, Technical and Financial evaluations) for objective evaluation of bids.
- Communicating outcomes for each tender to all participants.
- Preservation/Setting aside of certain categories of procurement to only AGPO registered companies
- Continuous monitoring and periodic Market survey on prices to ensure contracts awarded comparable to the prevailing market prices thereby realization of value for money.

**b) Responsible Supply Chain and Supplier Relations**

- Invitations to institution's functions and awards to the suppliers whose services are exceptional.
- Issuance of letters of recommendations to other organizations for companies that request and deserve to be recommended.
- Promoting Companies owned by Youth, Women and PWD through letters to guarantee and access bank credits whenever such a request is made.
- Suppliers empowerment and support on the online procurement processes.
- Timely response on various queries / Complaints regarding procurement.
- Suppliers sensitization on feedback mechanisms and platforms available e.g sharing Official emails, Websites and use of questionnaires.
- Request for feedback on the level of satisfaction on responses for various queries.
- Strategic Placement of suggestion boxes for feedback on the level of satisfaction.
- Strategic display of Citizen Service Charters clearing stating the procurement processes and requirements to participate in procurement.
- Timely payment for supply of goods and provision of services.

**c) Responsible Marketing and Advertisement:**

- Continuous in-house staff trainings on responsible marketing practices as well as ethical procurement practices such as honesty, fairness and trustworthiness.
- Advertising tenders requiring wide circulation in statehouse website, PPRA Portal and print media and only buying KeBS approved products.
- Procuring from ethically approved companies. (Those which promote good business ethics).
- Carrying out Due diligence on operations, capacity and capabilities of each company before engaging them for work



**EXECUTIVE OFFICE OF THE PRESIDENT VOTE 1011**  
**Reports and Financial Statements For the year ended June 30, 2021**

**d) Product Stewardship:**

- Procuring eco-friendly supplies (Minimum harm to environment in production and capacity for recycling).
- Strict compliance with disposal regulations for obsolete assets and materials.
- Promoting value for money in procurement for goods and Services-minding - Quality and price.
- Keeping consuming departments informed on how to manage the products in to reduce harmful exposure and to maximize on the products.
- Provision of protective gear and materials to safeguard consumers from injury or any other harm.

**3. Community Engagements**

This Office acknowledges the need for continuous engagement with the community. It has therefore put in place such community engagement programmes and which impact positively on the lives of Kenyans such as-

- The Beyond zero campaign pioneered by the Office of the First Lady which seeks to promote safe motherhood and infant health through provision of resources and equipment.
- Promoting sporting activities to raise resources for specified purpose (The First Lady's Half Marathon and the IAAF World under 18 Youth championships Nairobi Olympics where the First Lady of Kenya is the Patron.)
- Embracing of innovative approaches such as 'Adopt a Ward' initiative, pioneered by the Office of the First Lady, through which 15 maternity wards in different counties have been equipped in collaboration with partners.
- Community collaboration in environmental protection and conservation strategies, e.g ('Hands off our Elephant') campaign to sensitize communities on need to save the endangered Big Five animals.
- Implementing and institutionalizing specific motivation and mentoring programmes focusing on specific groups such the Pupils Reward Scheme (PURES) which encourages and rewards students for good academic performance besides molding them into responsible citizens.
- Women empowerment - over 54,000 women trained on Table banking.
- Initiation and management of programmes to promote studies among youth (Accessing of internships and scholarships) over 700 Kenyan students have benefited.

---

---

**EXECUTIVE OFFICE OF THE PRESIDENT VOTE 1011**  
**Reports and Financial Statements For the year ended June 30, 2021**

**5. STATEMENT OF PRESIDENCY'S MANAGEMENT RESPONSIBILITIES**

Section 81 (1) of the Public Finance Management Act, 2012 requires that, at the end of each financial year, the accounting officer for a National Government Entity shall prepare financial statements in respect of that entity. Section 81 (3) requires the financial statements so prepared to be in a form that complies with relevant accounting standards as prescribed by the Public Sector Accounting Standards Board of Kenya from time to time.


The Accounting Officer in charge of the Executive Office of the President is responsible for the preparation and presentation of the entity's financial statements, which give a true and fair view of the state of affairs of the entity for and as at the end of the financial year ended on June 30, 2021. This responsibility includes: (i) maintaining adequate financial management arrangements and ensuring that these continue to be effective throughout the reporting period; (ii) maintaining proper accounting records, which disclose with reasonable accuracy at any time the financial position of the entity; (iii) designing, implementing and maintaining internal controls relevant to the preparation and fair presentation of the financial statements, and ensuring that they are free from material misstatements, whether due to error or fraud; (iv) safeguarding the assets of the entity; (v) selecting and applying appropriate accounting policies; and (vi) making accounting estimates that are reasonable in the circumstances.


The Accounting Officer accepts responsibility for the entity's financial statements, which have been prepared on the Cash Basis Method of Financial Reporting, using appropriate accounting policies in accordance with International Public Sector Accounting Standards (IPSAS). The Accounting Officer is of the opinion that the entity's financial statements give a true and fair view of the state of entity's transactions during the financial year ended June 30, 2021, and of the entity's financial position as at that date. The Accounting Officer further confirms the completeness of the accounting records maintained for the entity, which have been relied upon in the preparation of the entity's financial statements as well as the adequacy of the systems of internal financial control.

The Accounting Officer also confirms that the entity has complied fully with applicable Government Regulations and the terms of external financing covenants (where applicable), and that the entity's funds received during the year under audit were used for the eligible purposes for which they were intended and were properly accounted for. Further the Accounting Officer confirms that the entity's financial statements have been prepared in a form that complies with relevant accounting standards prescribed by the Public Sector Accounting Standards Board of Kenya.

**Approval of the financial statements**

The entity's financial statements were approved and signed by the Accounting Officer on 29<sup>th</sup> September, 2021.

  
Kinuthia Mbugua, CBS, OGW  
Comptroller of State House

  
Joel K. Langatt, OGW  
Senior Deputy Accountant General  
ICPAK NO. 2889





# REPUBLIC OF KENYA

Telephone: +254-(20) 3214000  
E-mail: info@oagkenya.go.ke  
Website: www.oagkenya.go.ke



**HEADQUARTERS**  
Anniversary Towers  
Monrovia Street  
P.O. Box 30084-00100  
NAIROBI

## **REPORT OF THE AUDITOR-GENERAL ON THE EXECUTIVE OFFICE OF THE PRESIDENT FOR THE YEAR ENDED 30 JUNE, 2021**

---

### **PREAMBLE**

I draw your attention to the contents of my report which is in three parts:

- A. Report on the Financial Statements that considers whether the financial statements are fairly presented in accordance with the applicable financial reporting framework, accounting standards and the relevant laws and regulations that have a direct effect on the financial statements.
- B. Report on Lawfulness and Effectiveness in Use of Public Resources which considers compliance with applicable laws, regulations, policies, gazette notices, circulars, guidelines and manuals and whether public resources are applied in a prudent, efficient, economic, transparent and accountable manner to ensure Government achieves value for money and that such funds are applied for intended purpose.
- C. Report on Effectiveness of Internal Controls, Risk Management and Governance which considers how the entity has instituted checks and balances to guide internal operations. This responds to the effectiveness of the governance structure, the risk management environment, and the internal controls developed and implemented by those charged with governance for orderly, efficient and effective operations of the entity.

An unmodified opinion does not necessarily mean that an entity has complied with all relevant laws and regulations, and that its internal controls, risk management and governance systems are properly designed and were working effectively in the financial year under review.

The three parts of the report are aimed at addressing the statutory roles and responsibilities of the Auditor-General as provided by Article 229 of the Constitution, the Public Finance Management Act, 2012 and the Public Audit Act, 2015. The three parts of the report, when read together constitute the report of the Auditor-General.

### **REPORT ON THE FINANCIAL STATEMENTS**

#### **Opinion**

I have audited the accompanying financial statements of The Executive Office of The President set out on pages 43 to 69, which comprise the statement of assets and liabilities

as at 30 June, 2021, and the statement of receipts and payments, statement of cash flows and summary statements of appropriation - recurrent and development combined for the year then ended and a summary of significant accounting policies and other explanatory information in accordance with the provisions of Article 229 of the Constitution of Kenya and Section 35 of the Public Audit Act, 2015. I have obtained all the information and explanations which, to the best of my knowledge and belief, were necessary for the purpose of the audit.

In my opinion, the financial statements present fairly, in all material respects, the financial position of The Executive Office of The President as at 30 June, 2021, and of its financial performance and its cash flows for the year then ended, in accordance with International Public Sector Accounting Standards (Cash Basis) and comply with the Public Finance Management Act, 2012.

### **Basis for Opinion**

The audit was conducted in accordance with International Standards of Supreme Audit Institutions (ISSAIs). I am independent of The Executive Office of The President Management in accordance with ISSAI 130 on Code of Ethics. I have fulfilled other ethical responsibilities in accordance with the ISSAI and in accordance with other ethical requirements applicable to performing audits of financial statements in Kenya. I believe that the audit evidence I have obtained is sufficient and appropriate to provide a basis for my opinion.

### **Key Audit Matters**

Key audit matters are those matters that, in my professional judgment, are of most significance in the audit of the financial statements. There were no key audit matters to report in the year under review.

### **Other Matter**

### **Pending Bills**

Note 21.1 to the financial statements reflects pending accounts payable of Kshs.5,349,989,714 as at 30 June, 2021. The bills were not paid during the year under review but were instead carried forward to the financial year 2021/2022. Failure to settle bills during the year to which they relate distorts the budget implementation of the subsequent year as the outstanding bills form a first charge on available resources.

## **REPORT ON LAWFULNESS AND EFFECTIVENESS IN USE OF PUBLIC RESOURCES**

### **Conclusion**

As required by Article 229(6) of the Constitution, based on the audit procedures performed, I confirm that, nothing has come to my attention to cause me to believe that public resources have not been applied lawfully and in an effective way.



## **Basis for Conclusion**

The audit was conducted in accordance with ISSAI 4000. The standard requires that I comply with ethical requirements and plan and perform the audit to obtain assurance about whether the activities, financial transactions and information reflected in the financial statements are in compliance, in all material respects, with the authorities that govern them. I believe that the audit evidence I have obtained is sufficient and appropriate to provide a basis for my conclusion.

## **REPORT ON EFFECTIVENESS OF INTERNAL CONTROLS, RISK MANAGEMENT AND GOVERNANCE**

### **Conclusion**

As required by Section 7(1)(a) of the Public Audit Act, 2015, based on the audit procedures performed, I confirm that, nothing has come to my attention to cause me to believe that internal controls, risk management and overall governance were not effective.

### **Basis for Conclusion**

The audit was conducted in accordance with ISSAI 2315 and ISSAI 2330. The standards require that I plan and perform the audit to obtain assurance about whether processes and systems of internal control, risk management and governance were operating effectively, in all material respects. I believe that the audit evidence I have obtained is sufficient and appropriate to provide a basis for my conclusion.

### **Responsibilities of Management and those Charged with Governance**

Management is responsible for the preparation and fair presentation of these financial statements in accordance with International Public Sector Accounting Standards (Cash Basis) and for maintaining effective internal control as Management determines is necessary to enable the preparation of financial statements that are free from material misstatement, whether due to fraud or error and for its assessment of the effectiveness of internal control, risk management and governance.

In preparing the financial statements, Management is responsible for assessing The Executive Office of The President's ability to sustain services, disclosing, as applicable, matters related to sustainability of services and using the applicable basis of accounting unless Management is aware of the intention to terminate the Office or cease operations.

Management is also responsible for the submission of the financial statements to the Auditor-General in accordance with the provisions of Section 47 of the Public Audit Act, 2015.

In addition to the responsibility for the preparation and presentation of the financial statements described above, Management is responsible for ensuring that the activities, financial transactions and information reflected in the financial statements are in compliance with the authorities which govern them, and that public resources are applied in an effective way.

Those charged with governance are responsible for overseeing The Executive Office of The President's financial reporting process, reviewing the effectiveness of how the Management monitors compliance with relevant legislative and regulatory requirements, ensuring that effective processes and systems are in place to address key roles and responsibilities in relation to governance and risk management, and ensuring the adequacy and effectiveness of the control environment.

### **Auditor-General's Responsibilities for the Audit**

The audit objectives are to obtain reasonable assurance about whether the financial statements as a whole are free from material misstatement, whether due to fraud or error, and to issue an auditor's report that includes my opinion in accordance with the provisions of Section 48 of the Public Audit Act, 2015 and submit the audit report in compliance with Article 229(7) of the Constitution. Reasonable assurance is a high level of assurance, but is not a guarantee that an audit conducted in accordance with ISSAIs will always detect a material misstatement and weakness when it exists. Misstatements can arise from fraud or error and are considered material if, individually or in the aggregate, they could reasonably be expected to influence the economic decisions of users taken on the basis of these financial statements.

In addition to the audit of the financial statements, a compliance audit is planned and performed to express a conclusion about whether, in all material respects, the activities, financial transactions and information reflected in the financial statements are in compliance with the authorities that govern them and that public resources are applied in an effective way, in accordance with the provisions of Article 229(6) of the Constitution and submit the audit report in compliance with Article 229(7) of the Constitution.

Further, in planning and performing the audit of the financial statements and audit of compliance, I consider internal control in order to give an assurance on the effectiveness of internal controls, risk management and governance processes and systems in accordance with the provisions of Section 7(1)(a) of the Public Audit Act, 2015 and submit the audit report in compliance with Article 229(7) of the Constitution. My consideration of the internal control would not necessarily disclose all matters in the internal control that might be material weaknesses under the ISSAIs. A material weakness is a condition in which the design or operation of one or more of the internal control components does not reduce to a relatively low level the risk that misstatements caused by error or fraud in amounts that would be material in relation to the financial statements being audited may occur and not be detected within a timely period by employees in the normal course of performing their assigned functions.

Because of its inherent limitations, internal control may not prevent or detect misstatements and instances of non-compliance. Also, projections of any evaluation of effectiveness to future periods are subject to the risk that controls may become inadequate because of changes in conditions, or that the degree of compliance with the policies and procedures may deteriorate.

As part of an audit conducted in accordance with ISSAIs, I exercise professional judgement and maintain professional skepticism throughout the audit. I also:

- Identify and assess the risks of material misstatement of the financial statements, whether due to fraud or error, design and perform audit procedures responsive to those risks, and obtain audit evidence that is sufficient and appropriate to provide a basis for my opinion. The risk of not detecting a material misstatement resulting from fraud is higher than for one resulting from error, as fraud may involve collusion, forgery, intentional omissions, misrepresentations, or the override of internal control.
- Evaluate the appropriateness of accounting policies used and the reasonableness of accounting estimates and related disclosures made by the Management.
- Conclude on the appropriateness of the Management's use of the applicable basis of accounting and, based on the audit evidence obtained, whether a material uncertainty exists related to events or conditions that may cast significant doubt on The Executive Office of The President's ability to continue to sustain its services. If I conclude that a material uncertainty exists, I am required to draw attention in the auditor's report to the related disclosures in the financial statements or, if such disclosures are inadequate, to modify my opinion. My conclusions are based on the audit evidence obtained up to the date of my audit report. However, future events or conditions may cause the Office to cease to sustain its services.
- Evaluate the overall presentation, structure and content of the financial statements, including the disclosures, and whether the financial statements represent the underlying transactions and events in a manner that achieves fair presentation.
- Obtain sufficient appropriate audit evidence regarding the financial information and business activities of The Executive Office of The President to express an opinion on the financial statements.
- Perform such other procedures as I consider necessary in the circumstances.

I communicate with the Management regarding, among other matters, the planned scope and timing of the audit and significant audit findings, including any significant deficiencies in internal control that are identified during the audit.


I also provide Management with a statement that I have complied with relevant ethical requirements regarding independence, and to communicate with them all relationships and other matters that may reasonably be thought to bear on my independence, and where applicable, related safeguards.

  
CPA Nancy Gathungu, CBS  
AUDITOR-GENERAL

Nairobi

20 April, 2022







**EXECUTIVE OFFICE OF THE PRESIDENT VOTE 1011**  
**Reports and Financial Statements For the year ended June 30, 2021**


**7. STATEMENT OF RECEIPTS AND PAYMENTS FOR THE YEAR ENDED 30<sup>TH</sup> JUNE 2021**

DESCRIPTION	Note	2020-2021	2019-2020
		Kshs	Kshs
<b>RECEIPTS</b>			
Proceeds from Domestic and Foreign Grants	1	-	71,461,011
Transfers from National Treasury	2	20,271,770,930	13,030,351,066
Transfers from Other Government Entities	3	9,983,837,608	-
Proceeds from Sale of Assets	4	1,173,150	2,500,000
Reimbursements and Refunds	5	59,825,970	16,830,000
Other Receipts	6	33,605,485	4,395,182
<b>TOTAL RECEIPTS</b>		<b>30,350,213,143</b>	<b>13,125,537,259</b>
<b>PAYMENTS</b>			
Compensation of Employees	7	10,681,430,521	2,681,658,047
Use of goods and services	8	12,906,020,200	8,662,454,730
Transfers to Other Government Units	9	200,000,000	250,500,000
Other grants and transfers	10	-	82,395,050
Social Security Benefits	11	276,340,799	80,772,009
Acquisition of Assets	12	6,266,055,268	1,409,605,455
<b>TOTAL PAYMENTS</b>		<b>30,329,846,787</b>	<b>13,167,385,291</b>
<b>SURPLUS/DEFICIT</b>		<b>20,366,356</b>	<b>(41,848,032)</b>

The accounting policies and explanatory notes to these financial statements form an integral part of the financial statements. The entity financial statements were approved on 29<sup>th</sup> September, 2021 and signed by:

  
Kinuthia Mbugua, CBS, OGW  
Comptroller of State House

  
Joel K. Langatt, OGW  
Senior Deputy Accountant general  
ICPAK Member Number: 2889





**EXECUTIVE OFFICE OF THE PRESIDENT VOTE 1011**  
**Reports and Financial Statements For the year ended June 30, 2021**

**8. STATEMENT OF ASSETS AND LIABILITIES AS AT 30<sup>TH</sup> JUNE 2021**

DESCRIPTION	Note	2020/2021	2019/2020
		Kshs	Kshs
<b>FINANCIAL ASSETS</b>			
<b>Cash and Cash Equivalents</b>			
Bank Balances	13A	110,906,871	176,161,953
Cash Balances	13B	13,855,347	27,647,502
<b>Total Cash and Cash Equivalents</b>		<b>124,762,218</b>	<b>203,809,455</b>
Accounts Receivables - Outstanding Imprest and Clearance Accounts	14	2,449,477	2,489,238
<b>TOTAL FINANCIAL ASSETS</b>		<b>127,211,695</b>	<b>206,298,693</b>
<b>LESS: FINANCIAL LIABILITIES</b>			
Accounts Payables - Deposits	15	104,090,532	28,996,235
<b>NET FINANCIAL ASSETS</b>		<b>23,121,163</b>	<b>177,302,458</b>
<b>REPRESENTED BY</b>			
Fund balance b/fwd	16	177,302,458	219,150,490
Prior year adjustments	17	(174,547,651)	-
Surplus/Deficit for the year		20,366,356	41,848,032)
<b>NET FINANCIAL POSITION</b>		<b>23,121,163</b>	<b>177,302,458</b>

The accounting policies and explanatory notes to these financial statements form an integral part of the financial statements. The entity financial statements were approved on 29<sup>th</sup> September, 2021 and signed by:

  
Kinuthia Mbugua, CBS, OGW  
Comptroller of State House

  
Joel K. Langatt, OGW  
Senior Deputy Accountant General  
ICPAK Member Number 2889

---

---





**EXECUTIVE OFFICE OF THE PRESIDENT VOTE 1011**  
**Reports and Financial Statements For the year ended June 30, 2021**


**9. STATEMENT OF CASH FLOW FOR THE YEAR ENDED 30<sup>TH</sup> JUNE 2021**

DESCRIPTION	Note	2020-2021 Kshs	2019-2020 Kshs
<b>CASH FLOW FROM OPERATING ACTIVITIES</b>			
<b>Receipts for operating income</b>			
Proceeds from Domestic and Foreign Grants	1	-	71,461,011
Transfers from National Treasury	2	20,271,770,930	13,030,351,066
Transfers from Other Government Entities	3	9,983,837,607.60	-
Reimbursements and Refunds	5	59,825,970	16,830,000
Other Receipts	6	33,605,485	4,395,182
		<b>30,349,039,993</b>	<b>13,123,037,259</b>
<b>Payments for operating expenses</b>			
Compensation of Employees	7	10,681,430,521	2,681,658,047
Use of goods and services	8	12,906,020,200	8,662,454,730
Transfers to Other Government Units	9	200,000,000	250,500,000
Other grants and transfers	10	-	82,395,050
Social Security Benefits	11	276,340,799	80,772,009
		<b>24,063,791,519</b>	<b>11,757,779,836</b>
<b>Adjusted for:</b>			
Changes in receivables	18	39,761	(292,941)
Changes in payables	19	75,094,297	5,466,378
Adjustments during the year	17	(174,547,651)	-
<b>Net cashflow from operating activities</b>		<b>6,185,834,881</b>	<b>1,370,430,860</b>
<b>CASHFLOW FROM INVESTING ACTIVITIES</b>			
Proceeds from Sale of Assets	4	1,173,150	2,500,000
Acquisition of Assets	12	6,266,055,268)	(1,409,605,455)
<b>Net cash flows from Investing Activities</b>		<b>(6,264,882,118)</b>	<b>(1,407,105,455)</b>
<b>NET INCREASE IN CASH AND CASH EQUIVALENT</b>		<b>(79,047,237)</b>	<b>(36,674,595)</b>
<b>Cash and cash equivalent at BEGINNING of the year</b>		<b>203,809,455</b>	<b>240,484,050</b>
<b>Cash and cash equivalent at END of the year</b>		<b>124,762,218</b>	<b>203,809,455</b>

The accounting policies and explanatory notes to these financial statements form an integral part of the financial statements. The entity financial statements were approved on 29<sup>th</sup> September, 2021 and signed by:-

  
Kinuthia Mbugua, CBS, OGW  
Comptroller of State House

  
Joel K. Langatt, OGW  
Senior Deputy Accountant General  
ICPAK Member Number: 2889



**EXECUTIVE OFFICE OF PRESIDENT VOTE 1011**  
**Reports and Financial Statements For the year ended June 30, 2020**

**10. SUMMARY STATEMENT OF APPROPRIATION: RECURRENT AND DEVELOPMENT COMBINED**

Code	Revenue/Expense Item	Original Budget KSh	Adjustments KSh	Final Budget KSh	Actual on Comparable Basis KSh	Budget Utilization Difference KSh	% of Utilization Difference to Final Budget f=d/c %
		a	b	c=a+b	d	e=c-d	f=d/c %
1.	Tax receipts	8,170,144,824	1,647,994,824	9,818,139,648	-	9,818,139,648	0%
2.	Exchequer releases	20,584,046,342	10,605,061,917	31,189,108,259	20,271,770,930	10,917,337,329	65%
3.	Transfers from Other Government Entities	-	-	-	9,983,837,608	(9,983,837,608)	0%
4.	Proceeds from Sale of Assets	1,050,000	1,050,000	2,100,000	1,173,150	926,850	56%
5.	Reimbursements and Refunds	-	-	-	59,825,970	(59,825,970)	0%
6.	Other Receipts	18,512,441	4,150,000	22,662,441	33,605,485	(10,943,044)	148%
	<b>Total Receipts</b>	<b>28,773,753,607</b>	<b>12,258,256,741</b>	<b>41,032,010,348</b>	<b>30,350,213,143</b>	<b>10,681,797,205</b>	<b>73.97%</b>
	<b>Payments</b>						
7.	Compensation of Employees	5,121,690,801	6,717,451,096	11,839,141,897	10,681,430,521	1,157,711,376	90%
8.	Use of goods and services	12,614,489,411	5,239,074,859	17,853,564,269	12,906,020,200	4,947,544,069	72%
9.	Transfers to Other Government Units	200,000,000	-	200,000,000	200,000,000	0	100%
10.	Other grants and transfers	-	50,000,000	50,000,000	-	50,000,000	0%
11.	Social Security Benefits	258,764,146	24,629,933	283,394,078	276,340,799	7,053,279	98%
12.	Acquisition of Assets	10,578,809,250	227,100,854	10,805,910,104	6,266,055,268	4,539,854,836	58%
	<b>Grand Total</b>	<b>28,773,753,607</b>	<b>12,258,256,741</b>	<b>41,032,010,348</b>	<b>30,329,846,787</b>	<b>10,702,163,561</b>	<b>73.92%</b>
	<b>Surplus/Deficit</b>				<b>20,366,356</b>	<b>(20,366,356)</b>	

---



---

**EXECUTIVE OFFICE OF THE PRESIDENT VOTE 1011**  
**Reports and Financial Statements For the year ended June 30, 2021**

**Notes**

**1. Exchequer releases**

The loading of the supplementary budget was done towards the closure of Financial year in June 2021 thus affecting procuring of goods and services.

**2. Proceeds from Sale of Assets**

The proceeds from sale of assets were 56% less than expected because not all goods anticipated for disposal were sold.

**3. Reimbursements and Refunds**

During the Financial Year, an amount of Ksh.59, 825,970 was received from the Consolidated Fund. The same is not reflected in the vote book as they were budgeted under Ministry of Environment and Forestry.


**4. Use of Goods and Services**

- The loading of the supplementary budget was done towards the closure of the financial year thus affecting procuring of goods and services
- The underutilization of the procurement budget (Use goods and Services) was caused by the lengthy procurement logistics given the time available for procuring before the end of the financial year.

**5. Acquisition of Assets**

- The loading of the supplementary budget was done towards the closure of financial year thus affecting procuring of goods and services.
- The underutilization of goods and services was as a result of procurement logistics due to time constraint.

The accounting policies and explanatory notes to these financial statements form an integral part of the financial statements and are provided in this report. The entity financial statements were approved on 29<sup>th</sup> September 2021 and signed by:

  
Kinuthia Mbugua, CBS, OGW  
Comptroller of State House

  
Joel K. Langatt, OGW  
Senior Deputy Accountant General  
ICPAK Member Number: 2889



**EXECUTIVE OFFICE OF THE PRESIDENT VOTE 1011**  
**Reports and Financial Statements For the year ended June 30, 2021**

**11. SUMMARY STATEMENT OF APPROPRIATION: RECURRENT**

Code	Revenue/Expense Item	Original Budget KSh.	Adjustments KSh.	Final Budget KSh.	Actual on Comparable Basis KSh.	Budget Utilisation Difference	% of Utilisation Difference to Final Budget f=d/c %
		a	b	c=a+b	d	e=c-d	f=d/c %
1.	Tax Receipts	1,657,994,824	1,647,994,824	3,305,989,648	-	3,305,989,648	0%
2.	Exchequer releases	13,056,146,247	10,605,061,917	23,661,208,164	15,994,701,690	7,666,506,474	68%
3.	Transfers from Other Government Entities				5,781,862,574	(5,781,862,574)	0%
4.	Proceeds from Sale of Assets	1,050,000	1,050,000	2,100,000	1,173,150	926,850	56%
5.	Reimbursements and Refunds		-	-	59,825,970	(59,825,970)	0%
6.	Other Receipts	18,512,441	4,150,000	22,662,441	33,605,485	(10,943,044)	148%
	<b>Total Receipts</b>	<b>14,733,703,512</b>	<b>12,258,256,741</b>	<b>26,991,960,253</b>	<b>21,871,168,869</b>	<b>5,120,791,384</b>	
	<b>PAYMENTS</b>						
7.	Compensation of Employees	5,087,714,799	6,717,451,096	11,805,165,895	10,649,705,319	1,155,460,576	90%
8.	Use of goods and services	8,102,870,148	5,239,074,859	13,341,945,006	10,248,535,726	3,080,751,651	77%
9.	Other grants and transfers	-	50,000,000	50,000,000	-	50,000,000	0%
10.	Social Security Benefits	258,764,146	24,629,933	283,394,078	276,340,799	7,053,279	98%
11.	Acquisition of Assets	1,284,354,420	227,100,854	1,511,455,274	680,936,709	830,518,565	45%
	<b>Grand Total</b>	<b>14,733,703,512</b>	<b>12,258,256,741</b>	<b>26,991,960,253</b>	<b>21,855,518,553</b>	<b>5,123,784,071</b>	<b>81%</b>
	<b>Surplus/Deficit</b>				<b>15,650,316</b>		





**EXECUTIVE OFFICE OF THE PRESIDENT VOTE 1011**  
**Reports and Financial Statements For the year ended June 30, 2021**

**Notes**


**1. Exchequer releases**


The loading of the supplementary budget was done towards the closure of Financial year June 2021 thus affecting procuring of goods and services.


**2. Acquisition of Assets**

- The loading of the supplementary budget was done towards the closure of the financial year thus affecting procuring of goods and services.
- The underutilization of assets was as a result of procurement logistics due to time constrain

The accounting policies and explanatory notes to these financial statements form an integral part of the financial statements and have been provided in this report. The entity financial statements were approved on 29<sup>th</sup> September, 2021 and signed by:

  
Kinuthia Mbugua, CBS, OGW  
Comptroller of State House

  
Joel K. Langatt, OGW  
Senior Deputy Accountant General  
ICPAK Member Number: 2889



**EXECUTIVE OFFICE OF THE PRESIDENT VOTE 1011**  
**Reports and Financial Statements For the year ended June 30, 2021**

**12. SUMMARY STATEMENT OF APPROPRIATION: DEVELOPMENT**

Code	Revenue/Expense Item	Original Budget KShs.	Adjustments KShs.	Final Budget KShs.	Actual on Comparable Basis KShs.	Budget Utilisation Difference KShs.	% of Utilization
		a	b	c=a+b	d	e=c-d	f=d/c %
	<b>RECEIPTS</b>						
1.	Tax Receipt	6,512,150,000	-	6,512,150,000	-	6,512,150,000	0%
2.	Exchequer releases	7,527,900,095	-	7,527,900,095	4,277,069,240	3,250,830,855	57%
3.	Transfers from Other Government Entities	-	-	-	4,201,975,034	(4,201,975,034)	0%
	<b>Total Receipts</b>	14,040,050,095	-	14,040,050,095	8,479,044,274	5,561,005,821	60%
	<b>Payments</b>						
4.	Compensation of Employees	33,976,002	-	33,976,002	31,725,202	2,250,800	93%
5.	Use of goods and services	4,511,619,263	-	4,511,619,263	2,657,484,474	1,866,792,418	59%
6.	Transfers to Other Government Units	200,000,000	-	200,000,000	200,000,000	-	100%
7.	Acquisition of Assets	9,294,454,830	-	9,294,454,830	5,585,118,559	3,709,336,271	60%
	<b>Grand Total</b>	14,040,050,095	-	14,040,050,095	8,474,328,234	5,578,379,490	60%
	<b>Surplus/Deficit</b>	-	-	-	4,716,040		



**EXECUTIVE OFFICE OF THE PRESIDENT VOTE 1011**  
**Reports and Financial Statements For the year ended June 30, 2021**

**Notes:**

**1. Exchequer releases**

The lengthy process of getting funds from CRF led to failure in getting most of the funds allocated to NMS.


**2. Use of goods and services**


- The loading of the supplementary budget was done towards the closure of financial year thus affecting procuring of goods and services.
- The underutilization of goods and services was as a result of procurement logistics due to time constraint.


**3. Acquisition of Assets**

- The loading of the supplementary budget was done towards the closure of financial year thus affecting procuring of goods and services.
- The underutilization of goods and services was as a result of procurement logistics due to time constraint.

The accounting policies and explanatory notes to these financial statements form an integral part of the financial statements and have been provided in this report. The entity financial statements were approved on 29<sup>th</sup> September, 2021 and signed by:

  
Kinuthia Mbugua, CBS, OGW  
Comptroller of State House

  
Joel K. Langatt, OGW  
Senior Deputy Accountant General  
ICPAK Member Number: 2889



**EXECUTIVE OFFICE OF THE PRESIDENT VOTE 1011**  
**Reports and Financial Statements For the year ended June 30, 2021**

**13. BUDGET EXECUTION BY PROGRAMMES AND SUB-PROGRAMMES**

<b>PROGRAMME</b>	<b>Approved Budget 2020/2021 KShs.</b>	<b>Actual Expenditure 2020/2021 KShs.</b>	<b>Variance KShs.</b>
<b>PROGRAMME 1: STATE HOUSE AFFAIRS</b>			
SP1.1 Coordination of Statehouse Functions	5,631,171,510	5,588,941,448	42,230,062
SP1.2 Administration of benefits for the retired presidents	325,760,756	325,760,756	-
Total Expenditure of Programme 1	<b>5,956,932,266</b>	<b>5,914,702,204</b>	<b>42,230,062</b>
<b>PROGRAMME 2: DEPUTY PRESIDENT SERVICES</b>			
SP1.1 General Administration and Support services	542,298,950	529,379,140	12,919,810
SP1.2 Coordination and Supervision	986,314,314	977,280,056	9,034,258
Total Expenditure of Programme 2	<b>1,528,613,264</b>	<b>1,506,659,195</b>	<b>21,954,069</b>
<b>PROGRAMME 3: CABINET AFFAIRS</b>			
SP1.1 Management of Cabinet Affairs	2,118,820,173	2,111,730,971	7,089,202
SP1.2 Advisory Services	87,703,846	86,190,046	1,513,800
Total Expenditure of Programme 3	<b>2,206,524,019</b>	<b>2,197,921,017</b>	<b>8,603,002</b>
<b>PROGRAMME 4: GOVERNMENT ADVISORY SERVICES</b>			
SP 2.1: State Corporation advisory	126,907,869	124,885,249	2,022,620
SP 2.2: Power of Mercy Secretariat	39,542,305	38,913,375	628,930
SP 2.3: National Counter Terrorism Centre	830,000,000	827,426,290	2,573,710
Total Expenditure of Programme 4	<b>996,450,174</b>	<b>991,224,915</b>	<b>5,225,259</b>
<b>PROGRAMME 5: NAIROBI METROPOLITAN SERVICES</b>			
General administration and Support	15,133,800,958	10,818,886,734	4,314,914,224
Coordination of Nairobi Metropolitan Functions	15,209,689,667	8,900,452,723	6,309,236,944
Total Expenditure of Programme 5	<b>30,343,490,625</b>	<b>19,719,339,457</b>	<b>10,624,151,168</b>
Total Expenditure of Vote 1011	<b>41,032,010,348</b>	<b>30,329,846,787</b>	<b>10,702,163,561</b>

This statement is a disclosure statement indicating the utilization in the same format at Executive Office of the President budgets which are programme based.

---

---



**EXECUTIVE OFFICE OF PRESIDENT VOTE 1011**  
**Reports and Financial Statements For the year ended June 30, 2020**

## **14. SIGNIFICANT ACCOUNTING POLICIES**

The principle accounting policies adopted in the preparation of these financial statements are set out below:

### **1. Statement of Compliance and Basis of Preparation**

The financial statements have been prepared in accordance with Cash-basis International Public Sector Accounting Standards (IPSAS) as prescribed by the Public Sector Accounting Standards Board (PSASB) and set out in the accounting policy note below. This cash basis of accounting has been supplemented with accounting for: a) receivables that include imprests and salary advances and b) payables that include deposits and retentions.

The financial statements comply with and conform to the form of presentation prescribed by the PSASB. The accounting policies adopted have been consistently applied to all the years presented.

### **2. Reporting Entity**

The financial statements are for the Executive Office of the President. The financial statements encompass the reporting entity as specified under section 81 of the PFM Act 2012 and also comprise of the following development projects implemented by the entity:

- i. Refurbishment of State Houses and Lodges
- ii. Refurbishment of the 3<sup>rd</sup> Floor of the Harambee House.
- iii. Refurbishment of the Deputy President's residence in Mombasa
- iv. The Executive Office of the President also extended assistance to the National Fund for Disabled of Kenya to fund small scale projects for people with disabilities and to increase its revenues.

### **3. Reporting Currency**

The financial statements are presented in Kenya Shillings (KShs), which is the functional and reporting currency of the Government and all values are rounded to the nearest Kenya Shilling.

### **4. Significant Accounting Policies**

The accounting policies set out in this section have been consistently applied by the Entity for all the years presented.

#### **a) Recognition of Receipts**


The Entity recognizes all receipts from the various sources when the event occurs and the related cash has actually been received by the Entity.

#### **Tax Receipts**

Tax receipts are recognized in the books of accounts when cash is received. Cash is considered as received when notification of tax remittance is received.

#### **Transfers from the Exchequer**

Transfers from the exchequer are recognized in the books of accounts when cash is received. Cash is considered as received when payment instruction is issued to the bank and notified to the receiving entity.



**EXECUTIVE OFFICE OF THE PRESIDENT VOTE 1011**  
**Reports and Financial Statements For the year ended June 30, 2021**

**External Assistance**

External assistance is received through grants and loans from multilateral and bilateral development partners.

Grants and loans shall be recognized in the books of accounts when cash is received. Cash is considered as received when a payment advice is received by the recipient entity or by the beneficiary.

In case of grant/loan in kind, such grants are recorded upon receipt of the grant item and upon determination of the value. The date of the transaction is the value date indicated on the payment advice. A similar recognition criterion is applied for loans received in the form of a direct payment.

During the year ended 30<sup>th</sup> June 2021, there were no instances of non-compliance with terms and conditions which have resulted in cancellation of external assistance loans.

**Other receipts**

These include Appropriations-in-Aid and relates to receipts such as proceeds from disposal of assets and sale of tender documents. These are recognized in the financial statements the time associated cash is received.

**b) Recognition of payments**

The Entity recognises all payments when the event occurs and the related cash has actually been paid out by the Entity.

**Compensation to Employees**

Salaries and wages, allowances, statutory contributions for employees are recognized in the period when the compensation is paid.

**Use of Goods and Services**

Goods and services are recognized as payments in the period when the goods/services are paid for. Such expenses, if not paid during the period where goods/services are consumed, shall be disclosed as pending bills.

**Interest on Borrowing**

Borrowing costs that include interest are recognized as payment in the period in which they are paid for.


**SIGNIFICANT ACCOUNTING POLICIES**

**Repayment of Borrowing (Principal Amount)**

The repayment of principal amount of borrowing is recognized as payment in the period in which the repayment is made.

**Acquisition of Fixed Assets**

The payment on acquisition of property plant and equipment items is not capitalized. The cost of acquisition and proceeds from disposal of these items are treated as payments and receipts items respectively. Where an asset is acquired in a non-exchange transaction for nil or nominal



**EXECUTIVE OFFICE OF THE PRESIDENT VOTE 1011**  
**Reports and Financial Statements For the year ended June 30, 2021**

consideration and the fair value of the asset can be reliably established, a contra transaction is recorded as receipt and as a payment.

A fixed asset register is maintained by each public entity and a summary provided for purposes of consolidation. This summary is disclosed as an annexure to the financial statements.

**5. In-kind contributions**

In-kind contributions are donations that are made to the Entity in the form of actual goods and/or services rather than in money or cash terms. These donations may include vehicles, equipment or personnel services. Where the financial value received for in-kind contributions can be reliably determined, the Entity includes such value in the statement of receipts and payments both as receipts and as payments in equal and opposite amounts; otherwise, the contribution is not recorded.

**6. Third Party Payments**

Included in the receipts and payments, are payments made on its behalf to third parties in form of loans and grants. These payments do not constitute cash receipts and payments and are disclosed in the payment to third parties in the statement of receipts and payments as proceeds from foreign borrowings.

**7. Cash and Cash Equivalents**

Cash and cash equivalents comprise cash on hand and cash at bank, short-term deposits on call and highly liquid investments with an original maturity of three months or less, which are readily convertible to known amounts of cash and are subject to insignificant risk of changes in value. Bank account balances include amounts held at the Central Bank of Kenya and at various commercial banks at the end of the financial year.

**Restriction on Cash**

Restricted cash represents amounts that are limited/restricted from being used to settle a liability for at least twelve months after the reporting period. This cash is limited for direct use as required by stipulation.

Amounts maintained in deposit bank accounts are restricted for use in refunding third party deposits. As at 30th June 2021, this amounted to Kshs.104,090,532 compared to Kshs.28,996,235 in prior period as indicated on note 15.

There were no other restrictions on cash during the year.

**SIGNIFICANT ACCOUNTING POLICIES**

**8. Accounts Receivable**

For the purposes of these financial statements, imprests and advances to authorized public officers and/or institutions which were not surrendered or accounted for at the end of the financial year are treated as receivables. This is in recognition of the government practice where the imprest payments are recognized as payments when fully accounted for by the imprest or AIE holders. This is an enhancement to the cash accounting policy. Other accounts receivables are disclosed in the financial statements.

**9. Accounts Payable**

For the purposes of these financial statements, deposits and retentions held on behalf of third parties have been recognized on an accrual basis (as accounts payables). This is in recognition of the

---



---

**EXECUTIVE OFFICE OF THE PRESIDENT VOTE 1011**  
**Reports and Financial Statements For the year ended June 30, 2021**

government practice of retaining a portion of contracted services and works pending fulfilment of obligations by the contractor and to hold deposits on behalf of third parties. This is an enhancement to the cash accounting policy adopted by National Government Ministries and Agencies. Other liabilities including pending bills are disclosed in the financial statements.

**10. Pending Bills**

Pending bills consist of unpaid liabilities at the end of the financial year arising from contracted goods or services during the year or in past years. As pending bills do not involve the payment of cash in the reporting period, they are recorded as 'memorandum' or 'off-balance' items to provide a sense of the overall net cash position of the Entity at the end of the year. When the pending bills are finally settled, such payments are included in the Statement of Receipts and Payments in the year in which the payments are made.

**11. Budget**

The budget is developed on a comparable accounting basis (cash basis except for imprest and deposits, which are accounted for on an accrual basis), the same accounts classification basis, and for the same period as the financial statements. The original budget was approved by Parliament on June 2020 for the period 1<sup>st</sup> July 2020 to 30<sup>th</sup> June 2021 as required by Law and there were two supplementary adjustments to the original budget during the year.

A comparison of the actual performance against the comparable budget for the financial year under review has been included in the financial statements.

Government development projects are budgeted for under the MDAs but receive budgeted funds as transfers and account for them separately. These transfers are recognized as inter-entity transfers.

**12. Comparative Figures**

Where necessary, comparative figures for the previous financial year have been amended or reconfigured to conform to the required changes in presentation.

**13. Subsequent Events**

There have been no events subsequent to the financial year end with a significant impact on the financial statements for the year ended 30<sup>th</sup> June 2021.


**14. Errors**

Material prior period errors shall be corrected retrospectively in the first set of financial statements authorized for issue after their discovery by: i) restating the comparative amounts for prior period(s) presented in which the error occurred; or ii) If the error occurred before the earliest prior period presented, restating the opening balances of assets, liabilities and net assets/equity for the earliest prior period presented.

During the year, errors that have been corrected are disclosed under note 17 explaining their nature and amounts.

**15. Related Party Transactions**

Related party relationships are a normal feature of Government Institutions. Specific information with regards to related party transactions is included in the disclosure note 20.





**EXECUTIVE OFFICE OF THE PRESIDENT VOTE 1011**  
**Reports and Financial Statements For the year ended June 30, 2021**

**16. Contingent Liabilities**

Section 148 (9) of the PFM Act regulations 2015 requires the Accounting officer of a National Government entity to report on the payments made, or losses incurred, by the National Government entity to meet contingent liabilities as a result of loans during the financial year.

A contingent liability is:

- a) A possible obligation that arises from past events and whose existence will be confirmed only by the occurrence or non-occurrence of one or more uncertain future events not wholly within the control of the entity; or
- b) A present obligation that arises from past events but is not recognized because:-
  - i) It is not probable that an outflow of resources embodying economic benefits or service potential will be required to settle the obligation; or
  - ii) The amount of the obligation cannot be measured with sufficient reliability.

Some of contingent liabilities may arise from: litigation in progress, guarantees, and indemnities. Letters of comfort/ support, insurance and Public Private Partnerships. The entity does not recognize a contingent liability but discloses details of any contingencies in the notes to the financial statements unless the possibility of an outflow of resources embodying economic benefits or service potential is remote.



**EXECUTIVE OFFICE OF THE PRESIDENT VOTE 1011**  
**Reports and Financial Statements For the year ended June 30, 2021**

**NOTES TO THE FINANCIAL STATEMENTS**

**1 PROCEEDS FROM DOMESTIC AND FOREIGN GRANTS**

Name of Donor	Date received	Indicate whether it was a direct payment	Amount in foreign currency	2020/2021	2019/ 2020
				Kshs	Kshs
<b>Grants Received from Bilateral Donors (Foreign Governments)</b>					
Technical Assistance to Enhance the capacity of President Delivery Unit		It was a direct payment		-	71,461.011
<b>TOTAL</b>				-	71,461,011

*The grant was received from ADB to support Office of the President and President's Delivery Unit*

**2 EXCHEQUER RELEASES**


DESCRIPTION	Reference of the transfer	2020/2021	2019/ 2020
		Kshs	Kshs
Total Exchequer Releases for quarter 1		2,313,744,676	1,893,563,832
Total Exchequer Releases for quarter 2		8,328,416,362	3,370,006,945
Total Exchequer Releases for quarter 3		5,328,291,438	2,413,192,585
Total Exchequer Releases for quarter 4		4,301,318,455	5,353,587,704
<b>TOTAL</b>		<b>20,271,770,930</b>	<b>13,030,351,066</b>

*During the Financial year, Executive office of President received Exchequer of Kshs.20,271,770,930 against a budget of Kshs.41,032,010,348.*

**3 TRANSFERS FROM OTHER GOVERNMENT ENTITIES**

DESCRIPTION	2020/2021	2019/2020
	Kshs	Kshs
Transfers from Nairobi City County Government	9,983,837,608	-
<b>TOTAL</b>	<b>9,983,837,608</b>	<b>-</b>

*The transfer of Kshs.9,983,837,608 was received from Nairobi City County Government to NMS to finance the transferred functions*



**EXECUTIVE OFFICE OF THE PRESIDENT VOTE 1011**  
**Reports and Financial Statements For the year ended June 30, 2021**

**3a) TRANSFERS FROM OTHER GOVERNMENT ENTITIES**

DESCRIPTION	Recurrent	Development	Total	2019/ 2020
	Kshs	Kshs	Kshs	Kshs
<b>Transfers from Counties</b>				
Received from Nairobi County Government to NMS	5,781,862,574	4,201,975,034	9,983,837,608	-
<b>Total</b>	<b>5,781,862,574</b>	<b>4,201,975,034</b>	<b>9,983,837,608</b>	

*NMS has Recurrent and Development holding accounts where they receive fund from the Nairobi City County Government Revenue Fund (CRF) after which they transfer to The Executive office of the President Recurrent and Development Central Bank of Kenya accounts whereby payments are made.*

**4 PROCEEDS FROM SALE OF ASSETS**

DESCRIPTION	2020/2021	2019/ 2020
	Kshs	Kshs
Receipts from the Sale of Vehicles and Transport Equipment	1,173,150	2,500,000
<b>TOTAL</b>	<b>1,173,150</b>	<b>2,500,000</b>

*During the Financial year The Executive office of President boarded and sold items worth Kshs.1,173,150*

**5 REIMBURSEMENTS AND REFUNDS**

DESCRIPTION	2020-2021	2019-2020
	Kshs	Kshs
Reimbursement within Central Government	59,825,970	16,830,000
<b>TOTAL</b>	<b>59,825,970</b>	<b>16,830,000</b>

*During the Financial Year an amount of Ksh.16,830,000 was received from the Consolidated Fund and AIE amounting to Kshs.42,995,970 from Ministry of Environment and Forestry in respect of Directorate of Resource Surveys and Remote Sensing.*

**6 OTHER RECEIPTS**

DESCRIPTION	2020-2021	2019-2020
	Kshs	Kshs
Receipts from Administrative Fees and Charges collected as AIA	22,897,941	4,001,632
Receipts from sale of Incidental goods	890,500	76,000
Other Miscellaneous revenues	9,817,044	317,550
<b>Total</b>	<b>33,605,485</b>	<b>4,395,182</b>

*During the Financial year The Executive office of the President received other revenues from fees and surcharges on Government Motor Vehicle Check Unit and sale of incidental goods*



**EXECUTIVE OFFICE OF THE PRESIDENT VOTE 1011**  
**Reports and Financial Statements For the year ended June 30, 2021**

**7 COMPENSATION TO EMPLOYEES**

DESCRIPTION	2020-2021	2019-2020
	Kshs	Kshs
Basic salaries of permanent employees	1,268,926,933	1,398,415,735
Basic wages of temporary employees	8,299,631,681	298,851,013
Personal allowances paid as part of salary	1,110,834,406	984,006,895
Employer Contributions Compulsory national health insurance schemes	2,037,500	384,405
<b>TOTAL</b>	<b>10,681,430,521</b>	<b>2,681,658,047</b>

*There is an increase of compensation of employees from Kshs.2,681,658,047 in FY 2019/20 to Kshs.10,681,430,521 FY 2020/21 due to increase of casual and temporary employees in NMS*

1

---

---

1  
2  
3  
4  
5  
6  
7  
8  
9  
10  
11  
12  
13  
14  
15  
16  
17  
18  
19  
20  
21  
22  
23  
24  
25  
26  
27  
28  
29  
30  
31  
32  
33  
34  
35  
36  
37  
38  
39  
40  
41  
42  
43  
44  
45  
46  
47  
48  
49  
50  
51  
52  
53  
54  
55  
56  
57  
58  
59  
60  
61  
62  
63  
64  
65  
66  
67  
68  
69  
70  
71  
72  
73  
74  
75  
76  
77  
78  
79  
80  
81  
82  
83  
84  
85  
86  
87  
88  
89  
90  
91  
92  
93  
94  
95  
96  
97  
98  
99  
100



**EXECUTIVE OFFICE OF THE PRESIDENT VOTE 1011**  
**Reports and Financial Statements For the year ended June 30, 2021**

**NOTES TO THE FINANCIAL STATEMENTS (Continued)**

**8 USE OF GOODS AND SERVICES**

DESCRIPTION	2020-2021	2019-2020
	Kshs	Kshs
Utilities, Supplies and Services	663,048,522	147,776,045
Communication, Supplies and Services	111,608,043	141,332,834
Domestic Travel and Subsistence, and Other Transportation Costs	694,407,162	921,547,171
Foreign Travel and Subsistence, and other transportation costs	95,640,815	277,404,036
Printing , Advertising and Information Supplies and Services	165,086,445	117,979,659
Rentals of Produced Assets	288,038,384	433,616,863
Training Expenses	156,210,454	34,713,823
Hospitality Supplies and Services	1,301,986,423	1,742,151,705
Insurance Costs	144,662,250	123,512,807
Specialized Materials and Supp	1,137,109,926	259,211,892
Office and General Supplies and Services	245,761,498	148,611,507
Fuel Oil and Lubricants	233,028,272	284,312,795
Other Operating Expenses	4,783,445,128	3,720,067,144
Routine Maintenance – Vehicles	208,319,149	225,666,961
Routine Maintenance - Other Assets	2,677,667,729	84,549,489
<b>TOTAL</b>	<b>12,906,020,200</b>	<b>8,662,454,730</b>

**9 GRANTS AND TRANSFERS TO OTHER GOVERNMENT ENTITIES**

DESCRIPTION	Recurrent	Development	2020/21	/2019/2020
	Kshs	Kshs	Kshs	Kshs
Transfers to SAGAs and SCs				
National Fund for the Disabled	-	200,000,000	200,000,000	150,000,000
Kenya Development response to Displacement District Coordinators				100,500,000
<b>TOTAL</b>	<b>-</b>	<b>200,000,000</b>	<b>200,000,000</b>	<b>250,500,000</b>

*The transfers were made to self-reporting entities and confirmation letter for the same has been attached*



**EXECUTIVE OFFICE OF THE PRESIDENT VOTE 1011**  
**Reports and Financial Statements For the year ended June 30, 2021**

**NOTES TO THE FINANCIAL STATEMENTS (Continued)**

**10 OTHER GRANTS AND TRANSFERS**

DESCRIPTION	2020/2021	2019/2020
	Kshs	Kshs
Scholarships and other educational benefits	-	82,395,050
<b>Total</b>	-	<b>82,395,050</b>

*The transfers were in respect to scholarships and other educational benefits by KESSULO*

**11 SOCIAL SECURITY BENEFITS**

DESCRIPTION	2020-2021	2019-2020
	Kshs	Kshs
Government pension and retirement benefits	276,340,799	80,772,009
<b>TOTAL</b>	<b>276,340,799</b>	<b>80,772,009</b>

*This relate to payment of service gratuities paid to employees on contracts upon expiry of their contracts.*



**EXECUTIVE OFFICE OF THE PRESIDENT VOTE 1011**  
**Reports and Financial Statements For the year ended June 30, 2021**

**NOTES TO THE FINANCIAL STATEMENTS (Continued)**


**12 ACQUISITION OF ASSETS**

DESCRIPTION	2020-2021	2019-20
	Kshs	K
<b>Non-Financial Assets</b>		
Purchase of Buildings	720,750,000	
Construction of Building	18,440,379	
Refurbishment of Buildings	99,259,295	164,614.5
Construction of Roads	52,214,815	
Construction and Civil Works	2,797,308,465	298,356,1
Overhaul and Refurbishment of Construction and Civil Works	10,597,966	137,739.4
Purchase of Vehicles and Other Transport Equipment	269,654,205	355,977.3
Overhaul of Vehicles and Other Transport Equipment	15,738,861	36,260.5
Purchase of Household Furniture and Institutional Equipment	17,507,116	90,960,9
Purchase of Office Furniture and General Equipment	97,219,870	100,563.5
Purchase of Specialized Plant, Equipment and Machinery	618,685,504	90,648.1
Rehabilitation and Renovation of Plant, Machinery and Equipment	602,000	2,743.3
Purchase of Certified Seeds, Breeding Stock and Live Animals	40,884,900	
Research, Feasibility Studies, Project Preparation and Design, Project Supervision	554,157,131	
Rehabilitation of Civil Works	948,234,760	131,741.4
Acquisition of Other Intangible Assets	4,800,000	
<b>Sub Total</b>	<b>6,266,055,268</b>	<b>1,409,605,4</b>

*Purchase of a building of Ksh 720,750,000 relates to transfer of funds to The National Fund for the Disabled to facilitate them to purchase a building to enhance their earning capacity and for extending support to people with disability.*

*There was also increased construction and rehabilitation of hospitals, bus terminus, street lighting, pavements, water supply in City of Nairobi by NMS.*

*The Acquisition of assets are shown in annex 1.*



**EXECUTIVE OFFICE OF THE PRESIDENT VOTE 1011**  
**Reports and Financial Statements For the year ended June 30, 2021**

**NOTES TO THE FINANCIAL STATEMENTS (Continued)**

**13A: Bank Accounts**

Name of Bank, Account No. & currency	Indicate whether Recurrent, Development, deposit e.t.c	Exchange rate (if in foreign currency)	2020/2021	2019/2020
			Kshs	Kshs
<i>Central Bank of Kenya, 1000181354 Recurrent, KShs - Executive office of the President</i>	Recurrent	1	1,839,353	1,123,157
<i>Central Bank of Kenya, 1000181583 Development, KShs - Executive Office of the President</i>	Development	1	809,214	2,411,289
<i>Central Bank of Kenya, 1000181947 Deposit, KShs - Executive Office of the President</i>	Deposit	1	104,090,532	28,996,235
<i>Central Bank of Kenya, 1000353031 GENU, KShs - Executive Office of the President</i>			3,906,826	-
<i>Central Bank of Kenya, 1000419218 KDRDIP, KShs - Executive Office of the President</i>	Project		-	96,041,396
<i>Central Bank of Kenya, 1000353031 KDRDIP, KShs - Executive Office of the President</i>	Project		-	30,053,184
<i>Central Bank of Kenya, 1000 TAETCPDU, KShs - Executive Office of the President</i>			-	17,271,123
<i>National Bank of Kenya 01001060943000</i>	Holding		260,946	265,569
<b>Total</b>			<b>110,906,871</b>	<b>176,161,953</b>

***NB: The Nairobi Metropolitan Services (NMS) has an Imprest Account at Kenya Commercial Bank Account number 12730300079 KICC Branch, which at the end of Financial Year 2020/2021 had a balance of Kshs.41,724,132 conditional grant for COVID-19 emergency response.***





**EXECUTIVE OFFICE OF THE PRESIDENT VOTE 1011**  
**Reports and Financial Statements For the year ended June 30, 2021**

**NOTES TO THE FINANCIAL STATEMENTS (Continued)**

**13 B: CASH IN HAND**

DESCRIPTION	2020/2021	2019/2020
	Kshs	Kshs
Cash in Hand – Recurrent State House	2,633	347,819
Cash in Hand – Recurrent ODP	13,835,260	21,833,933
Cash in Hand – Recurrent NMS	17,454	5,465,750
<b>TOTAL</b>	<b>13,855,347</b>	<b>27,647,502</b>

*The bank certificate, bank reconciliation and board of survey have been attached in this Report and Financial statement as annex 5.*

**14: ACCOUNTS RECEIVABLE – SALARY ADVANCE**

DESCRIPTION			2020/2021	2019/2020
			Kshs	Kshs
Salary advances			2,449,477	2,489,238
<b>TOTAL</b>			<b>2,449,477</b>	<b>2,489,238</b>

*The schedules of advances as at 30<sup>th</sup> June 2021 have been attached as Annex 6*

**15. ACCOUNTS PAYABLE**


DESCRIPTION			2020/2021	2019/2020
			Kshs	Kshs
Deposits			104,090,532	28,996,235
<b>TOTAL</b>			<b>104,090,532</b>	<b>28,996,235</b>

*A schedule of the account payables has been attached as Annex 7 to account for amount reflected in Note 15.*

**16. FUND BALANCE BROUGHT FORWARD**

DESCRIPTION			2020/2021	2019/2020
			Kshs	Kshs
Bank accounts			176,161,953	223,963,369
Cash in hand			27,647,502	16,520,681
Receivables - Salary Advances			2,489,238	2,196,297
Payables - Deposits			(28,996,235)	(23,529,857)
<b>TOTAL</b>			<b>177,302,458</b>	<b>219,150,490</b>

*These are closing balances relating to last financial year 2019/2020*



**EXECUTIVE OFFICE OF THE PRESIDENT VOTE 1011**  
**Reports and Financial Statements For the year ended June 30, 2021**

**NOTES TO THE FINANCIAL STATEMENTS (Continued)**

**17. PRIOR YEAR ADJUSTMENTS**

DESCRIPTION	Balance b/f FY 2019/2020 as per Financial statements	Adjustments	Adjusted Balance b/f FY 2019/2020
Description of the error	Kshs	Kshs	Kshs
Bank account Balances	176,161,953	(146,900,149)	29,261,804
Cash in hand	27,647,502	(27,647,502)	-
Accounts Payables	(28,996,235)	-	(28,996,235)
Receivables	2,489,238	-	2,489,238
<b>TOTAL</b>	<b>177,302,458</b>	<b>(174,547,651)</b>	<b>2,754,807</b>

*These are bank balances that were held at the closure of the last financial year that were swept back to exchequer account.*

**18 (Increase)/ Decrease in Receivable**

DESCRIPTION	2020/2021	2019/2020
	KShs	KShs
Receivables as at 1 <sup>st</sup> July (a)	2,489,238	2,196,297
Receivables as at 30 <sup>th</sup> June (b)	2,449,477	2,489,238
Increase)/ Decrease in Receivables (c=(b-a))	<b>39,761</b>	<b>292,941</b>

*(Receivable as at 1<sup>st</sup> July for FY 2020/21 should be the same as receivable as at 30<sup>th</sup> June for FY 2019/20)*


**19. Increase/ (Decrease) in Accounts Payable**

DESCRIPTION	2020/2021	2019/2020
	Kshs	Kshs
Deposit and Retentions as at 1 <sup>st</sup> July 2019 (A)	5,466,378	6,922,767
Deposit and Retentions held during the year(B)	75,786,893	10,549,429
Deposit and Retentions paid during the Year (C)	6,158,974	(12,005,818)
Net changes in account receivables D= A+B-C	<b>75,094,297</b>	<b>5,466,378</b>

**20. RELATED PARTY DISCLOSURES**

Related party disclosure is encouraged under non-mandatory section of the Cash Basis IPSAS.

The following comprise of related parties to the National Fund for the Disabled of Kenya



**EXECUTIVE OFFICE OF THE PRESIDENT VOTE 1011**  
**Reports and Financial Statements For the year ended June 30, 2021**

**Related Party Transactions:**

DESCRIPTION	2020/2021	2019/2020
	Kshs	Kshs
<b><u>Transfers to related parties</u></b>		
Transfers to SAGAs	200,000,000	150,000,000
<b>Total Transfers to related parties</b>	<b>200,000,000</b>	<b>150,000,000</b>
<b><u>Transfers from related parties</u></b>		
Transfers from the Exchequer	20,271,770,930	13,030,351,066
Transfer from CRF	9,983,837,608	-
<b>Total Transfers from related parties</b>	<b>30,255,608,538</b>	<b>13,180,351,066</b>

**21. OTHER IMPORTANT DISCLOSURES**

**21.1: PENDING ACCOUNTS PAYABLE (See Annex 4)**

DESCRIPTION	Balance b/f 2019/2020	Additions for the period	Paid during the year	Balance c/f 2020/2021
	Kshs	Kshs	Kshs	Kshs
Construction of civil works	18,456,576	2,758,470,080	18,456,576	2,758,470,080
Supply of goods	640,826,774	1,514,474,053	606,522,104	1,548,778,723
Supply of services	120,611,532	1,042,740,911	120,611,532	1,042,740,911
<b>Total</b>	<b>779,894,882</b>	<b>5,315,685,044</b>	<b>745,590,212</b>	<b>5,349,989,714</b>

**21.2 External Assistance**

DESCRIPTION	2020/2021	2019/2020
	Kshs	Kshs
External assistance received in cash	16,860,316	-
External assistance received as loans and grants	-	893,330,915
External assistance received in kind- as payment by third parties	-	84,236,011
<b>Total</b>	<b>16,860,316</b>	<b>977,566,926</b>

**a) External Assistance Relating to Loans and Grants**

DESCRIPTION	2020/2021	2019/2020
	Kshs	Kshs
External assistance received as loans	-	181,604,150
External assistance received as grants	16,860,316	711,726,765
External assistance received as grants	-	84,236,011
<b>Total</b>	<b>16,860,316</b>	<b>977,566,926</b>



**EXECUTIVE OFFICE OF THE PRESIDENT VOTE 1011**  
**Reports and Financial Statements For the year ended June 30, 2021**

*b) Undrawn External Assistance*

DESCRIPTION	Purpose for which the undrawn external assistance may be used	2020/2021	2020/2019
		Kshs	Kshs
Undrawn external assistance - loans		-	9,332,536.468
Undrawn external assistance - grants		1,139,684	1,415,733
Undrawn external assistance - grants		-	37,133.905
<b>Total</b>		<b>1,139,684</b>	<b>9,371,086,106</b>

*c) Classes of Providers of External Assistance*

DESCRIPTION	2020/2021	2019/20
	Kshs	Kshs
Multilateral donors	-	893,330.915
Multilateral donors Technical	-	84,236,011
International assistance organization	18,000,000	-
<b>Total</b>	<b>18,000,000</b>	<b>977,566,926</b>

*N/B: The international Partner involved is Unicef which supports Generation Unlimited project for support to the presidential policy & Strategic unit*

**f. External Assistance paid by Third Parties on behalf of the Entity by Source**

This relates to external assistance paid directly by third parties to settle obligations on behalf of the Technical Assistance project

Description	2020/2021	2019/2020
	Kshs	Kshs
Multilateral donors	-	71,461,011
<b>Total</b>	<b>-</b>	<b>71,461,011</b>

**21.3. PAYMENTS BY THIRD PARTY ON BEHALF OF THE MDA**

This relates to payments done directly to consultants by ADB on behalf of The Executive office of President

**Classification of Payments Made by Third Parties by Nature of Expenses**

PAYMENTS MADE BY THIRD PARTIES	2020/2021	2019/2020
	Kshs	Kshs
Use of goods and services	-	71,461,011
<b>TOTAL</b>	<b>-</b>	<b>71,461,011</b>

*N/B The above sub-classification will be adopted based on the appropriate county's operations*



---

1. 2. 3. 4. 5. 6. 7. 8. 9. 10. 11. 12. 13. 14. 15. 16. 17. 18. 19. 20. 21. 22. 23. 24. 25. 26. 27. 28. 29. 30. 31. 32. 33. 34. 35. 36. 37. 38. 39. 40. 41. 42. 43. 44. 45. 46. 47. 48. 49. 50. 51. 52. 53. 54. 55. 56. 57. 58. 59. 60. 61. 62. 63. 64. 65. 66. 67. 68. 69. 70. 71. 72. 73. 74. 75. 76. 77. 78. 79. 80. 81. 82. 83. 84. 85. 86. 87. 88. 89. 90. 91. 92. 93. 94. 95. 96. 97. 98. 99. 100.

---





**EXECUTIVE OFFICE OF THE PRESIDENT VOTE 1011**  
**Reports and Financial Statements For the year ended June 30, 2021**

**22. PROGRESS ON FOLLOW UP OF PRIOR YEARS AUDITOR'S RECOMMENDATIONS**

The following is the summary of issues raised by the external auditor and the issues was resolved.

| Reference No. on the external audit Report | Issue / Observations from Auditor | Management comments            | Focal Point person to resolve the issue (Name and designation) | Status: (Resolved / Not Resolved) | Timeframe : (Put a date when you expect the issue to be resolved) |
|--|-----------------------------------|--------------------------------|--|-----------------------------------|---|
|  |                                   | Other matters on pending bills |  | Resolved                          |   |

  
 Kinuthia Mbugua, CBS, OGW  
 Comptroller of State House

  
 Joel K. Langatt, OGW  
 Senior Deputy Accountant General  
 ICPAK Member Number: 2889

1. The first line is a horizontal line.

---

2. The second line is a horizontal line.


---

**EXECUTIVE OFFICE OF THE PRESIDENT VOTE 1011**  
**Reports and Financial Statements For the year ended June 30, 2021**

**ANNEX 1 – SUMMARY OF FIXED ASSET REGISTER**

| <b>Asset Class</b>                       | <b>Historical Cost b/f (Kshs) 2020/2019</b> | <b>Additions during the year (Kshs)</b> | <b>Disposals during the year (Kshs)</b> | <b>Transfers in/(out) during the year</b> | <b>Historical Cost c/f (Kshs) 2020-2021</b> |
|--|---|---|---|---|---|
| Land                                     | 25,000,000                                  | -                                       | -                                       | -   | 25,000,000                                  |
| Buildings and structures                 | 1,756,932,021                               | 5,214,541,242                           | -                                       | -   | 6,971,473,263                               |
| Transport equipment                      | 1,774,439,330                               | 285,393,066                             | 1,173,150                               | -   | 2,058,659,246                               |
| Office equipment, furniture and fittings | 532,720,898                                 | 114,726,986                             | -                                       | -   | 647,447,884                                 |
| Machinery and Equipment                  | 229,626,013                                 | 646,593,974                             | -                                       | -   | 876,219,987                                 |
| Intangible assets                        | 26,389,614                                  | 4,800,000                               | -                                       | -   | 31,189,614                                  |
| <b>Total</b>                             | <b>4,345,107,876</b>                        | <b>6,266,055,268</b>                    | <b>1,173,150</b>                        | <b>-</b>                                  | <b>10,609,989,994</b>                       |


**NB:** The balance as at the end of the year is the cumulative cost of all assets bought and inherited by the Ministry, Department or Agency. Additions during the year should tie to note 12 on acquisition of assets during the year. Ensure this section is complete covering all the entities assets)



**EXECUTIVE OFFICE OF THE PRESIDENT VOTE 1011**  
**Reports and Financial Statements For the year ended June 30, 2021**

**ANNEX 2 – LIST OF PROJECTS IMPLEMENTED BY EXECUTIVE OFFICE OF PRESIDENT**

| Ref | Project Name | Principal activity of the project                   | Accounting Officer            | Project consolidated in these financial statements(yes/no) |
|-----|--------------|---|-------------------------------|--|
| 1   | GeNu         | Support to the Presidential policy & Strategic unit | Mr. Kinuthia Mbugua, CBS, OGW | Yes  |



**EXECUTIVE OFFICE OF THE PRESIDENT VOTE 1011**  
**Reports and Financial Statements For the year ended June 30, 2021**

**ANNEX 3 – LIST OF SAGAs AND PUBLIC FUNDS UNDER EXECUTIVE OFFICE OF PRESIDENT**

| Ref | SC, SAGA<br>or Public<br>Fund's name | Principal<br>activity of<br>entity | Accounting<br>Officer | Amount<br>transferred<br>during the<br>year | Inter- entity<br>reconciliations<br>done? (yes/no) |
|-----|--------------------------------------|------------------------------------|-----------------------|---|--|
| 1   | National fund<br>for the<br>disabled | Assisting the<br>Disabled          |                       | 200,000,000                                 | Yes  |







Annex III 3

EXECUTIVE OFFICE OF THE PRESIDENT  
HEAD OF THE PUBLIC SERVICE

Graphic Address

Phone: +254-20-2227436

In replying please quote

STATE HOUSE

P.O. Box 40530-00100

1/September 21 Nairobi, Kenya

No.....

and date

..... 20.....

NATIONAL FUND FOR THE DISABLED

The Presidency (Cabinet Affairs Office) wishes to confirm the amounts disbursed to you as at 30 June 2021 as indicated in the table below. Please compare the amounts disbursed to you with the amounts you received and populate them in column E in the table below. Then please sign and stamp this request in the space provided and return it to us.

| Confirmation of amounts received by National Fund for the Disabled as at 30 June 2021 |                |  |                        |                                |                          |   |                              |
|---|----------------|--|------------------------|--------------------------------|--------------------------|---|------------------------------|
| Reference Number  | Date Disbursed | Amounts Disbursed by The Presidency-Cabinet Affairs Office |                        |                                |                          | Amount Received by The National Fund for The Disabled as at 30 June 2020 (KShs) (E) | Differences (KShs) (F)=(D-E) |
|   |                | Recurrent (KShs) (A)                                       | Development (KShs) (B) | Inter - Ministerial (KShs) (C) | Total (KShs) (D)=(A+B+C) |   |                              |
| 140B  | 20/05/2021     |  | 100,000,000.           |                                | 100,000,000.             | 100,000,000.  | ---                          |
| 089X  | 30/03/2021     |  | 100,000,000.           |                                | 100,000,000.             | 100,000,000.  | ---                          |
|   |                |  |                        |                                |                          |   |                              |
|   |                |  | <u>200,000,000</u>     |                                | <u>200,000,000</u>       | <u>200,000,000</u>  | ---                          |

I confirm that the amounts shown above are correct as of the date indicated.

Head of Accounts Department

Signature \_\_\_\_\_

Date \_\_\_\_\_


NATIONAL FUND FOR THE  
DISABLED OF KENYA  
P.O. Box 47857-00100, GPO, NAIROBI  
Cell: 0722 200 783 / 0735 769 852  
E-mail: info@nfdk.or.ke



**EXECUTIVE OFFICE OF THE PRESIDENT VOTE 1011**  
**Reports and Financial Statements For the year ended June 30, 2021**

**ANNEX 4 - ANALYSIS OF PENDING SUPPLIERS PAYABLES**

| Supplier of Goods or Services            | Original Amount | Date Contracted | Amount Paid To-Date | Outstanding Balance | Outstanding Balance | Comment |
|--|-----------------|-----------------|---------------------|---------------------|---------------------|---------|
|  |                 |                 |                     | 2020                | 2019                |         |
|  | a               | b               | c                   | d=a-c               |                     |         |
| FAMI INVESTEMENT LIMITED Total           | 1,103.500       |                 |                     | 1,103.500           |                     |         |
| MEDS Total                               | 242.712         |                 |                     | 242.712             |                     |         |
| ABAN SEAS LIMITED Total                  | 416.800         |                 |                     | 416.800             |                     |         |
| ACACIA EQUIPMENT Total                   | 8,352.000       |                 |                     | 8,352.000           |                     |         |
| ACHELIS MATERIALS HANDLING LIMITED Total | 52,326.000      |                 |                     | 52,326.000          |                     |         |
| ACSYS ENGINEERING Total                  | 4,323.311       |                 |                     | 4,323.311           |                     |         |
| ADMO CONSTRUCTION LTD Total              | 3,893.024       |                 |                     | 3,893.024           |                     |         |
| ADRIANNS AGENCIES Total                  | 166.987         |                 |                     | 166.987             |                     |         |
| ADVANCED MEDICAL SOLUTION Total          | 487.500         |                 |                     | 487.500             |                     |         |
| AENDE GROUP LTD Total                    | 6,170.976       |                 |                     | 6,170.976           |                     |         |
| AFRODYNAMIC ENTERPRISES Total            | 150.600         |                 |                     | 150.600             |                     |         |
| AIDATEK ENTERPRISES Total                | 671.080         |                 |                     | 671.080             |                     |         |
| AIR TOUCH COOLING SYSTEMS LIMITED Total  | 10,259.520      |                 |                     | 10,259.520          |                     |         |
| ALL TIMES ENTERPRISES Total              | 15,645.925      |                 |                     | 15,645.925          |                     |         |
| ALLMED MEDICAL SUPPLIES LTD Total        | 5,620.835       |                 |                     | 5,620.835           |                     |         |
| ALSAFA CONSTRUCTION CO. LTD Total        | 3,488.589       |                 |                     | 3,488.589           |                     |         |
| ALWAYS GLOBAL DISTRIBUTORS Total         | 3,178.572       |                 |                     | 3,178.572           |                     |         |
| AMAZING LINK INVESTMENT LIMITED Total    | 4,304.622       |                 |                     | 4,304.622           |                     |         |
| AMAZO AGENCIES Total                     | 216.000         |                 |                     | 216.000             |                     |         |



**EXECUTIVE OFFICE OF THE PRESIDENT VOTE 1011**  
**Reports and Financial Statements For the year ended June 30, 2021**

|   |            |  |  |            |  |  |
|---|------------|--|--|------------|--|--|
| AMAZON BROTHER Total                    | 976.000    |  |  | 976.000    |  |  |
| AML QUEST SERVICES Total                | 1,139,200  |  |  | 1,139,200  |  |  |
| ANTRACE ENTERPRISES Total               | 83.630     |  |  | 83.630     |  |  |
| APTUS CONNECT CONSULTANTS LIMITED Total | 3,384,337  |  |  | 3,384,337  |  |  |
| AQUAFIN COMPANY LTD Total               | 750.000    |  |  | 750.000    |  |  |
| AQUARIUS MEDIA Total                    | 948,276    |  |  | 948,276    |  |  |
| ASHUAM CLEANING ENTERPRISES Total       | 3,316,000  |  |  | 3,316,000  |  |  |
| AWLIBAN GENERAL SUPPLIES Total          | 1,248,599  |  |  | 1,248,599  |  |  |
| BASELINK GROUP LIMITED Total            | 58,742,400 |  |  | 58,742,400 |  |  |
| BAYCREST VENTURES Total                 | 1,101,240  |  |  | 1,101,240  |  |  |
| BEANIC GENERAL SUPPLIES Total           | 949,991    |  |  | 949,991    |  |  |
| BECTON AGENCIES Total                   | 144,900    |  |  | 144,900    |  |  |
| BELDON AGENCIES Total                   | 3,235,500  |  |  | 3,235,500  |  |  |
| BELFRA GENERAL SUPPLIES Total           | 518,000    |  |  | 518,000    |  |  |
| BELLAGIO CONSTRUCTIONS Total            | 324,900    |  |  | 324,900    |  |  |
| BELLER VENTURES Total                   | 1,050,000  |  |  | 1,050,000  |  |  |
| BENCON ENTERPRISES Total                | 229,600    |  |  | 229,600    |  |  |
| BERLIK TRADING COMPANY Total            | 389,900    |  |  | 389,900    |  |  |
| BETA BEST ENTERPRISES Total             | 7,977,138  |  |  | 7,977,138  |  |  |
| BETIVY SUPPLIES LTD Total               | 2,011,522  |  |  | 2,011,522  |  |  |
| BETONS INVESTMENT LTD Total             | 384,000    |  |  | 384,000    |  |  |
| BEYUN CONSTRUCTION SUPPLIES LTD Total   | 8,400,000  |  |  | 8,400,000  |  |  |
| BIBO PHARMACEUTICALS LIMITED Total      | 4,262,300  |  |  | 4,262,300  |  |  |
| BIOQUEST KENYA LTD Total                | 8,913,485  |  |  | 8,913,485  |  |  |



**EXECUTIVE OFFICE OF THE PRESIDENT VOTE 1011**  
**Reports and Financial Statements For the year ended June 30, 2021**

|  |             |  |  |             |  |  |
|--|-------------|--|--|-------------|--|--|
| BIOSYSTEMS LAB SUPPLIES LIMITED Total        | 630.000     |  |  | 630.000     |  |  |
| BIRDS PRINTERS OFFICE STATIONERY Total       | 2,929.000   |  |  | 2,929.000   |  |  |
| BLACK TIE LTD Total                          | 168,515.285 |  |  | 168,515.285 |  |  |
| BLEFA SHOWERS ENTERPRISES Total              | 104.344     |  |  | 104.344     |  |  |
| BLUE BELL LTD Total                          | 274.500     |  |  | 274.500     |  |  |
| BOKOH LTD Total                              | 887.331     |  |  | 887.331     |  |  |
| BOLD WORKS TOOLS & EQUIPMENT LTD Total       | 596.300     |  |  | 596.300     |  |  |
| BOMAK URBAN VENTURES Total                   | 247.203     |  |  | 247.203     |  |  |
| BONCAR ENTERPRISES Total                     | 565.848     |  |  | 565.848     |  |  |
| BOUNTY SUPPLIES AND SERVICES LTD Total       | 1,299.366   |  |  | 1,299.366   |  |  |
| BRAINSTONE INVESTMENTS COMPANY LIMITED Total | 380.250     |  |  | 380.250     |  |  |
| BRAXTON GENERAL SUPPLIES Total               | 520.000     |  |  | 520.000     |  |  |
| BRENDON ENTERPRISES Total                    | 732.030     |  |  | 732.030     |  |  |
| BRIAGATE VENTURES Total                      | 818.700     |  |  | 818.700     |  |  |
| BRIDGEND ENTERPRISES Total                   | 477.580     |  |  | 477.580     |  |  |
| BRIDGITTA ENTERPRISES LTD Total              | 2,937.127   |  |  | 2,937.127   |  |  |
| BRIGHTON PHARMACEUTICALS Total               | 2,900.000   |  |  | 2,900.000   |  |  |
| BRIGHTON PHARMACEUTICALS LTD Total           | 1,505.000   |  |  | 1,505.000   |  |  |
| BRIMAD AGENCIES Total                        | 888.000     |  |  | 888.000     |  |  |
| BRIWA ROYAL ENTERPRISES Total                | 557.700     |  |  | 557.700     |  |  |
| BROADAFRICA LIMITED Total                    | 940.000     |  |  | 940.000     |  |  |
| BROADVISION LIMITED Total                    | 1,701.270   |  |  | 1,701.270   |  |  |
| BROOKLYN SUPPLIES Total                      | 151.650     |  |  | 151.650     |  |  |
| BUILDMORE CONSTRUCTION CO Total              | 33.450      |  |  | 33.450      |  |  |





**EXECUTIVE OFFICE OF THE PRESIDENT VOTE 1011**  
**Reports and Financial Statements For the year ended June 30, 2021**

|  |           |  |  |           |  |  |
|--|-----------|--|--|-----------|--|--|
| CITROLAM CONTRACTORS LTD Total           | 696.000   |  |  | 696.000   |  |  |
| CLANITA ENTERPRISES LTD Total            | 9,001,170 |  |  | 9,001,170 |  |  |
| CLASSIC EAST AFRICAN (EA) LTD Total      | 1,524,229 |  |  | 1,524,229 |  |  |
| CLOUDS MARKETING Total                   | 229,534   |  |  | 229,534   |  |  |
| CMC MOTORS GROUP LTD Total               | 4,050,361 |  |  | 4,050,361 |  |  |
| COLMO TWO THOUSAND ENTERPRISES LTD Total | 260,000   |  |  | 260,000   |  |  |
| COLOUR INTERNATIONAL LTD Total           | 1,182,300 |  |  | 1,182,300 |  |  |
| COLOUR PRINT LIMITED Total               | 3,746,360 |  |  | 3,746,360 |  |  |
| COM 21 Total                             | 96,164    |  |  | 96,164    |  |  |
| COMPTON LTD Total                        | 6,142,660 |  |  | 6,142,660 |  |  |
| COMPU - PARTS SOLUTIONS Total            | 211,500   |  |  | 211,500   |  |  |
| COMPUTERWAYS LTD Total                   | 253,062   |  |  | 253,062   |  |  |
| CONNECT EXPERENTIAL LTD Total            | 788,916   |  |  | 788,916   |  |  |
| CORDIALITY SERVICES Total                | 2,866,940 |  |  | 2,866,940 |  |  |
| COSMOVISION ENTERPRISES Total            | 1,320,056 |  |  | 1,320,056 |  |  |
| CROWN HEALTHCARE Total                   | 71,763    |  |  | 71,763    |  |  |
| CROWN MOTORS GROUP Total                 | 298,502   |  |  | 298,502   |  |  |
| CROWN SOLUTIONS LTD Total                | 3,172,500 |  |  | 3,172,500 |  |  |
| CRYSTAL SUPPLIES LTD Total               | 568,920   |  |  | 568,920   |  |  |
| CYKKA WORKS LTD Total                    | 4,870,690 |  |  | 4,870,690 |  |  |
| D.T DOBIE Total                          | 5,960,623 |  |  | 5,960,623 |  |  |
| DACHRI LIMITED Total                     | 2,960,000 |  |  | 2,960,000 |  |  |
| DAFLA INVESTMENTS LTD Total              | 1,250,000 |  |  | 1,250,000 |  |  |
| DAKOTA TENDERPRENEUR Total               | 149,000   |  |  | 149,000   |  |  |




**EXECUTIVE OFFICE OF THE PRESIDENT VOTE 1011**  
**Reports and Financial Statements For the year ended June 30, 2021**

|   |           |  |  |           |  |  |
|---|-----------|--|--|-----------|--|--|
| DAYIE SYSTEMS LIMITED Total                 | 209.880   |  |  | 209.880   |  |  |
| DAYKO ENTERPRISES Total                     | 250.360   |  |  | 250.360   |  |  |
| DEBMOR ENTERPRISES Total                    | 484.904   |  |  | 484.904   |  |  |
| DEBOLANA CONTRACTORS AGENCIES Total         | 30.000    |  |  | 30.000    |  |  |
| DEDAN GEN. SUPPLIES Total                   | 200.000   |  |  | 200.000   |  |  |
| DEEKAY RELIEF LTD Total                     | 2.998.146 |  |  | 2.998.146 |  |  |
| DEFENCE FORCES CANTEEN Total                | 4.997.443 |  |  | 4.997.443 |  |  |
| DEMOCO SUPPLIES LTD Total                   | 3.197.893 |  |  | 3.197.893 |  |  |
| DENAN GENERAL SUPPLIES Total                | 258.360   |  |  | 258.360   |  |  |
| DESKO INVESTMENTS Total                     | 1,040.000 |  |  | 1.040.000 |  |  |
| DEVICANS PRECISE LTD Total                  | 371.900   |  |  | 371.900   |  |  |
| DIBZ ENTERPRISES Total                      | 155.000   |  |  | 155.000   |  |  |
| DICKWAYS CONSTRUCTION COMPANY LIMITED Total | 2.028.908 |  |  | 2.028.908 |  |  |
| DIGI-TECH ENTERPRISES Total                 | 1.116.500 |  |  | 1,116.500 |  |  |
| DISCHEM PHARMACIE Total                     | 203.400   |  |  | 203.400   |  |  |
| DIVATECH ENTERPRISES Total                  | 1.483.477 |  |  | 1,483.477 |  |  |
| DIVINE HOMES LIMITED Total                  | 1,163.761 |  |  | 1,163,761 |  |  |
| DRAFOD LIMITED Total                        | 1,997.500 |  |  | 1.997.500 |  |  |
| DYBRAND AGENCIES Total                      | 297.275   |  |  | 297,275   |  |  |
| DYNAMYKES SOLUTIONS Total                   | 632.710   |  |  | 632.710   |  |  |
| EARTHLINE VENTURES Total                    | 1,850.000 |  |  | 1.850.000 |  |  |
| EASY BINS ENTERPRISES Total                 | 538.596   |  |  | 538.596   |  |  |
| EDIFACE ENTERPRISES Total                   | 110.810   |  |  | 110.810   |  |  |
| ELEGANT GENERAL CONTRACTORS LTD Total       | 6.786.290 |  |  | 6,786.290 |  |  |




**EXECUTIVE OFFICE OF THE PRESIDENT VOTE 1011**  
**Reports and Financial Statements For the year ended June 30, 2021**

|   |             |  |  |             |  |  |
|---|-------------|--|--|-------------|--|--|
| ELIK PRINTERS & STATIONERS LTD Total        | 1,465,260   |  |  | 1,465,260   |  |  |
| ELITE PAKA SERVICES LTD Total               | 3,825,345   |  |  | 3,825,345   |  |  |
| ELLEX PRECISION ENTERPRISES Total           | 831,460     |  |  | 831,460     |  |  |
| EM TECHNOLOGIES LTD Total                   | 2,000,000   |  |  | 2,000,000   |  |  |
| EMAC CONSULTANTS Total                      | 688,250     |  |  | 688,250     |  |  |
| ENGINEERING DEVELOPMENT LIMITED Total       | 621,946     |  |  | 621,946     |  |  |
| ENKISHIA TRADING Total                      | 7,662,702   |  |  | 7,662,702   |  |  |
| EPHRAIMITTE SOLUTIONS Total                 | 245,455     |  |  | 245,455     |  |  |
| EQUIP AGENCIES LIMITED Total                | 191,873,600 |  |  | 191,873,600 |  |  |
| EQUIPMENT AND LOGISTICS SUPPLIERS LTD Total | 207,480     |  |  | 207,480     |  |  |
| ESTELLE DISTRIBUTORS Total                  | 382,310     |  |  | 382,310     |  |  |
| ETHICS AND INTEGRITY INSTITUTE Total        | 1,337,970   |  |  | 1,337,970   |  |  |
| EVANSO INVESTMENT Total                     | 107,850     |  |  | 107,850     |  |  |
| EVERNO CHEMISTS Total                       | 542,000     |  |  | 542,000     |  |  |
| EXPRESS MEDICINE LIMITED Total              | 48,600      |  |  | 48,600      |  |  |
| EXTRA PRODUCT INVESTMENT Total              | 1,275,000   |  |  | 1,275,000   |  |  |
| EZEMARK REFRIDGERATION & CONTRACTORS Total  | 10,259,520  |  |  | 10,259,520  |  |  |
| FABRO LIMITED Total                         | 30,614,995  |  |  | 30,614,995  |  |  |
| FAMI INVESTMENTS LTD Total                  | 19,463,300  |  |  | 19,463,300  |  |  |
| FAPEHA LIMITED Total                        | 4,950,000   |  |  | 4,950,000   |  |  |
| FARAM EAST AFRICA LTD Total                 | 697,858     |  |  | 697,858     |  |  |
| FARFETCH SUPPLIES LTD Total                 | 752,000     |  |  | 752,000     |  |  |
| FELFAM LIMITED Total                        | 248,879     |  |  | 248,879     |  |  |
| FINE ENGINEERING WORKS Total                | 1,926,031   |  |  | 1,926,031   |  |  |



**EXECUTIVE OFFICE OF THE PRESIDENT VOTE 1011**  
**Reports and Financial Statements For the year ended June 30, 2021**


|  |            |  |  |            |  |  |
|--|------------|--|--|------------|--|--|
| FIRM BRIDGE LIMITED Total              | 22,200,297 |  |  | 22,200,297 |  |  |
| FIRST CRYSTAL SOLUTIONS Total          | 568,500    |  |  | 568,500    |  |  |
| FIRST EFFECTIVE SERVICE Total          | 585,000    |  |  | 585,000    |  |  |
| FLIGHT CENTRE Total                    | 5,471,625  |  |  | 5,471,625  |  |  |
| FLOLENAH ENTERPRISES Total             | 601,500    |  |  | 601,500    |  |  |
| FLY HIGH AGENCY LTD Total              | 488,620    |  |  | 488,620    |  |  |
| FLYSMOOTH Total                        | 1,600,155  |  |  | 1,600,155  |  |  |
| FORGERON SUPPLIES AND SERVICES Total   | 13,280     |  |  | 13,280     |  |  |
| FORMICA INVESTMENTS Total              | 168,246    |  |  | 168,246    |  |  |
| FOSTAR SOLUTIONS Total                 | 1,082,500  |  |  | 1,082,500  |  |  |
| FRACHEL ENTERPRISES Total              | 339,915    |  |  | 339,915    |  |  |
| FRANKIM CONSTRUCTION Total             | 1,498,878  |  |  | 1,498,878  |  |  |
| FRANKLIN CONSTRUCTION LTD Total        | 3,644,057  |  |  | 3,644,057  |  |  |
| FRANTECH MOTORS LTD Total              | 478,250    |  |  | 478,250    |  |  |
| FUCHALINK ENTERPRISES Total            | 518,500    |  |  | 518,500    |  |  |
| FUSNEL ENTERPRISES Total               | 790,000    |  |  | 790,000    |  |  |
| GABBY AGENCIES LIMITED Total           | 1,314,000  |  |  | 1,314,000  |  |  |
| GACTOR ENTERPRISES LTD Total           | 4,108,000  |  |  | 4,108,000  |  |  |
| GARIMAREX COMMERCIAL ENTERPRISES Total | 918,000    |  |  | 918,000    |  |  |
| GATHY GENERAL SOLUTION LTD Total       | 1,336,936  |  |  | 1,336,936  |  |  |
| GEETECH LIMITED Total                  | 6,594,000  |  |  | 6,594,000  |  |  |
| GELPA LIMITED Total                    | 690,000    |  |  | 690,000    |  |  |
| GELSAMER INVESTMENT LTD Total          | 2,909,212  |  |  | 2,909,212  |  |  |
| GENERAL MOTORS EAST AFRICA LTD Total   | 5,200,000  |  |  | 5,200,000  |  |  |





**EXECUTIVE OFFICE OF THE PRESIDENT VOTE 1011**  
**Reports and Financial Statements For the year ended June 30, 2021**

|   |             |  |  |             |  |  |
|---|-------------|--|--|-------------|--|--|
| GENTEX GEN. AGENCIES Total              | 203.000     |  |  | 203.000     |  |  |
| GEOBITU ENTERPRISES Total               | 1,321.200   |  |  | 1,321.200   |  |  |
| GEOBRIRAH INVESTMENTS Total             | 1.182.000   |  |  | 1.182.000   |  |  |
| GEOLEA ENTERPRISES Total                | 500.500     |  |  | 500.500     |  |  |
| GEOLEX ELECTRICAL SERVICES LTD Total    | 2,063.380   |  |  | 2,063.380   |  |  |
| GEOMARK CONTRUCTION Total               | 3,322.039   |  |  | 3,322.039   |  |  |
| GEORMART TRADING COMPANY Total          | 1,465.540   |  |  | 1,465.540   |  |  |
| GG ENTERPRISES Total                    | 384.780     |  |  | 384.780     |  |  |
| GILBERSON TRADING COMPANY Total         | 2,194.741   |  |  | 2,194.741   |  |  |
| GILGIL TREATMENT INDUSTRIES Total       | 115,014,720 |  |  | 115,014,720 |  |  |
| GIYAN ENTERPRISES LIMITED Total         | 700.000     |  |  | 700.000     |  |  |
| GLADEST INVESTMENT LTD Total            | 706.900     |  |  | 706.900     |  |  |
| GLOBAL MARK TECHNOLOGY Total            | 1,083.896   |  |  | 1,083.896   |  |  |
| GLOBAL POLLTRAXE CONSULTS Total         | 756.000     |  |  | 756.000     |  |  |
| GOMTECH ENTERPRISES Total               | 962.000     |  |  | 962.000     |  |  |
| GOOD SHEPHERD SUPPLIERS Total           | 994.000     |  |  | 994.000     |  |  |
| GOODMAN AGENCIES Total                  | 49.770      |  |  | 49.770      |  |  |
| GOODWINDS ENTERPRISES Total             | 2,601.653   |  |  | 2,601.653   |  |  |
| GREAT LAKES INTERNATIONAL LIMITED Total | 3,047,898   |  |  | 3,047,898   |  |  |
| GREAT STANVIC LIMITED Total             | 3,044.000   |  |  | 3,044.000   |  |  |
| GREEN BASE LTD Total                    | 585.000     |  |  | 585.000     |  |  |
| GREEN BASE UTILITIES LTD Total          | 2,590.000   |  |  | 2,590.000   |  |  |
| GREEN BAY Total                         | 255.310     |  |  | 255.310     |  |  |
| GREENAPPLE SOLUTIONS LIMITED Total      | 514.579     |  |  | 514.579     |  |  |



**EXECUTIVE OFFICE OF THE PRESIDENT VOTE 1011**  
**Reports and Financial Statements For the year ended June 30, 2021**

|                                       |            |  |  |            |  |  |
|---------------------------------------|------------|--|--|------------|--|--|
| GREENLAND SUPPLIERS LTD Total         | 2,801,290  |  |  | 2,801,290  |  |  |
| GREMASI STORES Total                  | 1,228,160  |  |  | 1,228,160  |  |  |
| GREY APPLE LTD Total                  | 36,095,150 |  |  | 36,095,150 |  |  |
| HARMONIX HOLDING CO. Total            | 4,026,305  |  |  | 4,026,305  |  |  |
| HARTLANE PHARMACEUTICALS LTD Total    | 736,325    |  |  | 736,325    |  |  |
| HATARI SECURITY Total                 | 4,872,000  |  |  | 4,872,000  |  |  |
| HAUS OF D&P Total                     | 5,200,000  |  |  | 5,200,000  |  |  |
| HEALCHEM PHARMACY LIMITED Total       | 780,000    |  |  | 780,000    |  |  |
| HECTA LIMITED Total                   | 215,722    |  |  | 215,722    |  |  |
| HEDGELINK LTD Total                   | 550,000    |  |  | 550,000    |  |  |
| HEMMYS WAY ENTERPRISES LIMITED Total  | 1,149,940  |  |  | 1,149,940  |  |  |
| HEWA TELE LIMITED Total               | 12,958,900 |  |  | 12,958,900 |  |  |
| HIGHRIDGE PHARMACEUTICALS LTD Total   | 522,000    |  |  | 522,000    |  |  |
| HOMESTEAD INVESTMENTS Total           | 4,113,171  |  |  | 4,113,171  |  |  |
| HONBIZ ENTERPRISES Total              | 3,700,000  |  |  | 3,700,000  |  |  |
| HONEYWELL LIMITED Total               | 634,045    |  |  | 634,045    |  |  |
| HOTEL HORIZON Total                   | 5,070,800  |  |  | 5,070,800  |  |  |
| HOTEL RAINBOW SUPER HIGHWAY LTD Total | 511,000    |  |  | 511,000    |  |  |
| HYDROMATICS Total                     | 26,000,000 |  |  | 26,000,000 |  |  |
| IGNATION MERCHANTS LIMITED Total      | 1,855,846  |  |  | 1,855,846  |  |  |
| IMARA COMMODITIES Total               | 648,571    |  |  | 648,571    |  |  |
| IMPERIAL INVESTMENT LTD Total         | 1,115,014  |  |  | 1,115,014  |  |  |
| INCARVILLE COMPANY LIMITED Total      | 1,005,680  |  |  | 1,005,680  |  |  |
| INCHAPE KENYA LIMITED Total           | 721,013    |  |  | 721,013    |  |  |



**EXECUTIVE OFFICE OF THE PRESIDENT VOTE 1011**  
**Reports and Financial Statements For the year ended June 30, 2021**

|   |             |  |  |             |  |  |
|---|-------------|--|--|-------------|--|--|
| INDIGO UNIVERSE SUPPLY LIMITED Total            | 83,560,000  |  |  | 83,560,000  |  |  |
| INSIGHT ENTERPRISES Total                       | 4,939,048   |  |  | 4,939,048   |  |  |
| INSTA LABS E.A LIMITED Total                    | 317,240     |  |  | 317,240     |  |  |
| INTERTRACTOR COMPANY LIMITED Total              | 86,052,000  |  |  | 86,052,000  |  |  |
| INTRA GLOBAL HOPE INVESTMENT LTD Total          | 800,000     |  |  | 800,000     |  |  |
| INTREPID Total                                  | 1,851,360   |  |  | 1,851,360   |  |  |
| ISOPHARM LIMITED Total                          | 26,895,024  |  |  | 26,895,024  |  |  |
| ISUZU EAST AFRICA LTD Total                     | 228,936,299 |  |  | 228,936,299 |  |  |
| IVAAN TRADERS LIMITED Total                     | 2,164,900   |  |  | 2,164,900   |  |  |
| JASCOM REALTORS LIMITED Total                   | 498,025     |  |  | 498,025     |  |  |
| JAWAN HARDWARE Total                            | 230,000     |  |  | 230,000     |  |  |
| JAYME INVESTMENT Total                          | 1,689,500   |  |  | 1,689,500   |  |  |
| JAYRONNY INTERNATIONAL AGENCY Total             | 50,410      |  |  | 50,410      |  |  |
| JECIN ENTERPRISES LTD Total                     | 123,900     |  |  | 123,900     |  |  |
| JELIN ENTERPRISES Total                         | 476,000     |  |  | 476,000     |  |  |
| JENEL ENTERPRISES Total                         | 1,079,500   |  |  | 1,079,500   |  |  |
| JENNIF ENTERPRISES Total                        | 731,500     |  |  | 731,500     |  |  |
| JIDAN COMPANY LIMITED Total                     | 69,000      |  |  | 69,000      |  |  |
| JOBIL GENERAL ENTERPRISES Total                 | 571,210     |  |  | 571,210     |  |  |
| JOCASHA ENTERPRISES Total                       | 347,884     |  |  | 347,884     |  |  |
| JOINT COMMERCIAL SUPPLIES LTD Total             | 1,960,849   |  |  | 1,960,849   |  |  |
| JOJES OIL DEALERS LIMITED Total                 | 91,566,896  |  |  | 91,566,896  |  |  |
| JOMUMU BUILDING & CONSTRUCTION RENOVATORS Total | 13,268,590  |  |  | 13,268,590  |  |  |



**EXECUTIVE OFFICE OF THE PRESIDENT VOTE 1011**  
**Reports and Financial Statements For the year ended June 30, 2021**

|  |            |  |  |            |  |  |
|--|------------|--|--|------------|--|--|
| JONGIMU SUPPLIES LIMITED Total               | 1,454,400  |  |  | 1,454,400  |  |  |
| JONGIMU SUPPLIES LTD Total                   | 642,400    |  |  | 642,400    |  |  |
| JOYCILLA LTD Total                           | 306,180    |  |  | 306,180    |  |  |
| JOYROWL ENTERPRISES Total                    | 7,108,000  |  |  | 7,108,000  |  |  |
| JUBILEE CLASSICAL ENTERPRISES<br>Total       | 1,233,799  |  |  | 1,233,799  |  |  |
| JUBY SOLUTIONS LTD Total                     | 761,000    |  |  | 761,000    |  |  |
| JUNJO COMMERCIAL AGENCIES<br>Total           | 10,647,500 |  |  | 10,647,500 |  |  |
| KABIRA VENTURES Total                        | 1,894,071  |  |  | 1,894,071  |  |  |
| KAMUMU BINS COMPANY Total                    | 1,989,196  |  |  | 1,989,196  |  |  |
| KARESH HARDWARE AND<br>CONSTRUCTION Total    | 4,387,000  |  |  | 4,387,000  |  |  |
| KARISHMA HEALTHCARE<br>SOLUTION LTD Total    | 691,000    |  |  | 691,000    |  |  |
| KARMAX ENTERPRISES Total                     | 1,007,580  |  |  | 1,007,580  |  |  |
| KARMEL ENTERPRISES LIMITED<br>Total          | 1,319,500  |  |  | 1,319,500  |  |  |
| KENAFRIC BAKERY LTD Total                    | 541,440    |  |  | 541,440    |  |  |
| KENBILL INVESTMENTS Total                    | 790,800    |  |  | 790,800    |  |  |
| KENICE INVESTMENTS Total                     | 1,830,600  |  |  | 1,830,600  |  |  |
| KENMA HOMECARE SERVICES Total                | 1,569,396  |  |  | 1,569,396  |  |  |
| KENMEAT (EPZ) LTD Total                      | 1,119,000  |  |  | 1,119,000  |  |  |
| KENT PHARMACEUTICALS (K) LTD<br>Total        | 239,320    |  |  | 239,320    |  |  |
| KENYA AIRPORT PARKING<br>SERVICES LTD Total  | 7,167,897  |  |  | 7,167,897  |  |  |
| KENYA BROADCASTING<br>CORPORATION Total      | 1,850,000  |  |  | 1,850,000  |  |  |
| KENYA CO-OPERATIVE<br>CREAMERIES Total       | 4,314,325  |  |  | 4,314,325  |  |  |
| KENYA INSTITUTE OF<br>CURRICULUM DEV. CENTRE | 225,000    |  |  | 225,000    |  |  |
| KENYA MEAT COMMISSION Total                  | 1,383,970  |  |  | 1,383,970  |  |  |





**EXECUTIVE OFFICE OF THE PRESIDENT VOTE 1011**  
**Reports and Financial Statements For the year ended June 30, 2021**

|  |             |  |  |             |  |  |
|--|-------------|--|--|-------------|--|--|
| KENYA POWER & LIGHTING CO. LTD Total   | 395,770,536 |  |  | 395,770,536 |  |  |
| KENYA SCHOOL OF MONETARY STUDIES Total | 174,000     |  |  | 174,000     |  |  |
| KENYA VETERINARY ASSOCIATION Total     | 390,000     |  |  | 390,000     |  |  |
| KERIM ENTERPRISES LTD Total            | 7,503,600   |  |  | 7,503,600   |  |  |
| KEROMATT LIMITED Total                 | 1,236,642   |  |  | 1,236,642   |  |  |
| KEYMAT AGENCIES Total                  | 100,500     |  |  | 100,500     |  |  |
| KGT KENYA LTD Total                    | 1,426,800   |  |  | 1,426,800   |  |  |
| KHASANDI GENERAL SUPPLIERS Total       | 1,081,746   |  |  | 1,081,746   |  |  |
| KIANGO GENERAL SUPPLIES LTD Total      | 2,804,889   |  |  | 2,804,889   |  |  |
| KINEWA GENERAL SUPPLIES Total          | 1,997,500   |  |  | 1,997,500   |  |  |
| KINKSWAY TYRES Total                   | 103,848     |  |  | 103,848     |  |  |
| KIPEVU RESTAURANT LTD Total            | 85,760,000  |  |  | 85,760,000  |  |  |
| KIRT AND HEMP LIMITED Total            | 89,460      |  |  | 89,460      |  |  |
| KLEAN QUEEN SOLUTIONS Total            | 330,000     |  |  | 330,000     |  |  |
| KNEEKEY VENTURES LIMITED Total         | 972,160     |  |  | 972,160     |  |  |
| KOMPOWERS INVESTMENTS Total            | 10,114,950  |  |  | 10,114,950  |  |  |
| KONE KENYA LTD Total                   | 164,160     |  |  | 164,160     |  |  |
| KONJULI ENTERPRISES Total              | 230,160     |  |  | 230,160     |  |  |
| KRIGO COMPANY Total                    | 731,500     |  |  | 731,500     |  |  |
| KUALAM LIMITED Total                   | 35,385,768  |  |  | 35,385,768  |  |  |
| KWAE ISLAND DEVELOPMENT Total          | 22,376,700  |  |  | 22,376,700  |  |  |
| KYLAN TOURS AND TRAVEL Total           | 217,200     |  |  | 217,200     |  |  |
| LABIQUE SUPPLIES Total                 | 2,971,000   |  |  | 2,971,000   |  |  |
| LABO PHARMA KENYA LTD Total            | 1,206,500   |  |  | 1,206,500   |  |  |



**EXECUTIVE OFFICE OF THE PRESIDENT VOTE 1011**  
**Reports and Financial Statements For the year ended June 30, 2021**

|                                     |             |  |  |             |  |  |
|-------------------------------------|-------------|--|--|-------------|--|--|
| LABQUIP LTD Total                   | 160.000     |  |  | 160.000     |  |  |
| LAKE NAIVASHA RESORT LIMITED Total  | 5,781,500   |  |  | 5,781,500   |  |  |
| LALIX TECHNOLOGIES Total            | 497,000     |  |  | 497,000     |  |  |
| LAMA ENGINEERING CO. LTD Total      | 4,905,000   |  |  | 4,905,000   |  |  |
| LAMARK ENTERPRISES Total            | 289,050     |  |  | 289,050     |  |  |
| LAND FORD AND BOOST ENT Total       | 891,902     |  |  | 891,902     |  |  |
| LANDALE LIMITED Total               | 514,000     |  |  | 514,000     |  |  |
| LASER CHEMICALS INTERBATIONAL Total | 510,000     |  |  | 510,000     |  |  |
| LASER TECHNOLOGIES Total            | 1,746,850   |  |  | 1,746,850   |  |  |
| LAVIE PORTE LIMITED Total           | 763,166     |  |  | 763,166     |  |  |
| LAWNICO CONSTRUCTION CO LTD Total   | 11,906,211  |  |  | 11,906,211  |  |  |
| LEDMATRIX LIMITED Total             | 193,700,000 |  |  | 193,700,000 |  |  |
| LEE MATT ENTERPRISES Total          | 1,429,900   |  |  | 1,429,900   |  |  |
| LEECH INVESTMENTS LIMITED Total     | 2,441,000   |  |  | 2,441,000   |  |  |
| LEON MATT ENTERPRISES Total         | 726,100     |  |  | 726,100     |  |  |
| LEUR AFRICA Total                   | 504,100     |  |  | 504,100     |  |  |
| LIKUTAM SUPPLIES LTD Total          | 457,800     |  |  | 457,800     |  |  |
| LILEX SOLUTIONS Total               | 1,041,288   |  |  | 1,041,288   |  |  |
| LIMAH E.A LIMITED Total             | 3,714,000   |  |  | 3,714,000   |  |  |
| LIMELIGHT CHEMISTS LTD Total        | 1,380,600   |  |  | 1,380,600   |  |  |
| LIMISH LOGISTICS AND SUPPLIES Total | 1,394,193   |  |  | 1,394,193   |  |  |
| LIONBOLD INVESTMENTS LTD Total      | 934,000     |  |  | 934,000     |  |  |
| LIZMA KENYA LIMITED Total           | 3,784,087   |  |  | 3,784,087   |  |  |
| LOMAS AND LOMAS LIMITED Total       | 41,413,000  |  |  | 41,413,000  |  |  |




**EXECUTIVE OFFICE OF THE PRESIDENT VOTE 1011**  
**Reports and Financial Statements For the year ended June 30, 2021**

|   |            |  |  |            |  |  |
|---|------------|--|--|------------|--|--|
| LUCKY MERCHANTS Total                               | 1,165,000  |  |  | 1,165,000  |  |  |
| LUDORI LIMITED Total                                | 407,550    |  |  | 407,550    |  |  |
| LUFRANCE ASSOCIATES Total                           | 458,655    |  |  | 458,655    |  |  |
| LULU EAST AFRICA LIMITED Total                      | 2,130,000  |  |  | 2,130,000  |  |  |
| LYMSON LTD Total                                    | 345,300    |  |  | 345,300    |  |  |
| M/S AMAS TRADING CO. LTD Total                      | 8,661,365  |  |  | 8,661,365  |  |  |
| M/S DESIGN FORTEN LTD Total                         | 1,510,320  |  |  | 1,510,320  |  |  |
| M/S GILBERSON TRADING<br>COMPANY Total              | 1,296,085  |  |  | 1,296,085  |  |  |
| M/S GILL CONSULT Total                              | 2,770,080  |  |  | 2,770,080  |  |  |
| M/S JAGS INTERNATIONAL Total                        | 2,967,022  |  |  | 2,967,022  |  |  |
| M/S JUCA CONSOLIDATED CO. LTD<br>Total              | 36,201,710 |  |  | 36,201,710 |  |  |
| M/S LARIAC LANDSCAPE LTD Total                      | 1,749,048  |  |  | 1,749,048  |  |  |
| M/S LATON ENGINEERING LTD Total                     | 3,342,750  |  |  | 3,342,750  |  |  |
| M/S MYMAC COMPANY LTD Total                         | 2,597,525  |  |  | 2,597,525  |  |  |
| M/S NAYA ELECTROWORKS Total                         | 2,160,195  |  |  | 2,160,195  |  |  |
| M/S PARBAT SIYANI<br>CONSTRUCTION LTD Total         | 18,742,441 |  |  | 18,742,441 |  |  |
| M/S RIROB ELECTRICAL LTD Total                      | 4,925,000  |  |  | 4,925,000  |  |  |
| M/S ROTO MOULDERS LTD Total                         | 20,563,088 |  |  | 20,563,088 |  |  |
| M/S SAROVA HOTEL Total                              | 6,579,999  |  |  | 6,579,999  |  |  |
| M/S SIVAD CONSTRUCTION CO.<br>LTD Total             | 6,082,995  |  |  | 6,082,995  |  |  |
| MACHAKOS TECHNICAL INSTITUTE<br>FOR THE BLIND Total | 1,900,700  |  |  | 1,900,700  |  |  |
| MADIBAT HOLDINGS LTD Total                          | 412,700    |  |  | 412,700    |  |  |
| MAERICK ENTERPRISES Total                           | 629,500    |  |  | 629,500    |  |  |
| MAGENEX INVESTMENT Total                            | 2,109,000  |  |  | 2,109,000  |  |  |



**EXECUTIVE OFFICE OF THE PRESIDENT VOTE 1011**  
**Reports and Financial Statements For the year ended June 30, 2021**


|  |            |  |  |            |  |  |
|--|------------|--|--|------------|--|--|
| MAGRAM BUTCHERY Total                    | 1,990,200  |  |  | 1,990,200  |  |  |
| MALCOLMS SYSTEMS LTD Total               | 335,500    |  |  | 335,500    |  |  |
| MANCHESTER OUTFITTERS LTD<br>Total       | 3,287,528  |  |  | 3,287,528  |  |  |
| MAQKUTWA GLOBAL SUPPLIES<br>Total        | 115,100    |  |  | 115,100    |  |  |
| MARIANNA LTD Total                       | 132,800    |  |  | 132,800    |  |  |
| MARIDAN GENERAL MERCHANTS<br>Total       | 292,000    |  |  | 292,000    |  |  |
| MASHTech AFRICA LTD Total                | 174,300    |  |  | 174,300    |  |  |
| MASMART GENERAL SUPPLIES<br>Total        | 223,280    |  |  | 223,280    |  |  |
| MASTER BLAQUE LIMITED Total              | 2,054,000  |  |  | 2,054,000  |  |  |
| MASTERLINK ENGINEERING<br>SERVICE Total  | 1,195,670  |  |  | 1,195,670  |  |  |
| MASTERPIECE ELECTRICALS<br>LIMITED Total | 10,506,050 |  |  | 10,506,050 |  |  |
| MATCH ELECTRICALS LIMITED<br>Total       | 66,576,000 |  |  | 66,576,000 |  |  |
| MAVERICK DIGITAL LTD Total               | 1,507,000  |  |  | 1,507,000  |  |  |
| MAWIE ENTERPRISES LTD Total              | 226,700    |  |  | 226,700    |  |  |
| MAYA TECH ENTERPRISES LTD<br>Total       | 467,500    |  |  | 467,500    |  |  |
| MAYATECH GENERAL<br>ENTERPRISES Total    | 103,200    |  |  | 103,200    |  |  |
| MCLEVIN KIDDIES WEAR Total               | 424,970    |  |  | 424,970    |  |  |
| MEDEX E.A TECHNOLOGIES Total             | 1,560,500  |  |  | 1,560,500  |  |  |
| MEDEX EAST AFRICA LTD Total              | 631,000    |  |  | 631,000    |  |  |
| MEDIAMAX NETWORK LIMITED<br>Total        | 1,400,560  |  |  | 1,400,560  |  |  |
| MEDIPAL MEDICAL SUPPLIES Total           | 680,000    |  |  | 680,000    |  |  |
| MEDIPOINT E.A LIMITED Total              | 1,986,805  |  |  | 1,986,805  |  |  |
| MEDIX EA LTD Total                       | 853,500    |  |  | 853,500    |  |  |
| MEDLIFE BIOLOGICAL LIMITED<br>Total      | 91,200     |  |  | 91,200     |  |  |






**EXECUTIVE OFFICE OF THE PRESIDENT VOTE 1011**  
**Reports and Financial Statements For the year ended June 30, 2021**

|   |            |  |  |            |  |  |
|---|------------|--|--|------------|--|--|
| MEDQUIP LIMITED Total                               | 589,300    |  |  | 589,300    |  |  |
| MEDS Total  | 149,275    |  |  | 149,275    |  |  |
| MEDSOL ENTERPRISES Total                            | 833,250    |  |  | 833,250    |  |  |
| MEGA HYGIENE SYSTEM LTD Total                       | 116,000    |  |  | 116,000    |  |  |
| MELSUP SUPPLIES Total                               | 529,350    |  |  | 529,350    |  |  |
| MERCY SEAT GROUP LTD Total                          | 801,000    |  |  | 801,000    |  |  |
| METHICS ENTERPRISES Total                           | 218,717    |  |  | 218,717    |  |  |
| MEXIMED AFRICA LIMITED Total                        | 524,000    |  |  | 524,000    |  |  |
| MFI Total   | 904,174    |  |  | 904,174    |  |  |
| MICA PHARMACEUTICALS LTD Total                      | 7,556,850  |  |  | 7,556,850  |  |  |
| MICK BUILDERS Total                                 | 4,383,955  |  |  | 4,383,955  |  |  |
| MICRO INTECH SYSTEMS Total                          | 2,817,000  |  |  | 2,817,000  |  |  |
| MILYSIR HOLDINGS LIMITED Total                      | 161,500    |  |  | 161,500    |  |  |
| MINIMIX AGENCIES Total                              | 15,123,313 |  |  | 15,123,313 |  |  |
| MINISTRY OF ROADS & PW (MECH. TRANSPORT FUND) Total | 22,026,618 |  |  | 22,026,618 |  |  |
| MIRNAT EXCEL Total                                  | 613,350    |  |  | 613,350    |  |  |
| MITLIZ ENTERPRISES CO LTD Total                     | 1,840,500  |  |  | 1,840,500  |  |  |
| MOGRA COMPANY LTD Total                             | 1,693,276  |  |  | 1,693,276  |  |  |
| MONDE SOURCE ENTERPRISES Total                      | 762,650    |  |  | 762,650    |  |  |
| MOPHARM HEALTHCARE LTD Total                        | 2,925,000  |  |  | 2,925,000  |  |  |
| MOPHARM SUPPLIES Total                              | 1,735,000  |  |  | 1,735,000  |  |  |
| MORC GENERAL SUPPLIES LIMITED Total                 | 90,000     |  |  | 90,000     |  |  |
| MOTO LINK LTD Total                                 | 4,800,000  |  |  | 4,800,000  |  |  |
| MREMBO ORCHARD AGENCIES Total                       | 1,188,450  |  |  | 1,188,450  |  |  |




**EXECUTIVE OFFICE OF THE PRESIDENT VOTE 1011**  
**Reports and Financial Statements For the year ended June 30, 2021**

|   |            |  |  |            |  |  |
|---|------------|--|--|------------|--|--|
| MUAN GENERAL SUPPLIES LTD Total           | 341.250    |  |  | 341.250    |  |  |
| MULTI-LINE KENYA LTD Total                | 66.731.535 |  |  | 66.731.535 |  |  |
| MULTILINE SERVICES Total                  | 2.557.523  |  |  | 2.557.523  |  |  |
| MUTINDI GENERAL CONTRACTORS LTD Total     | 4.611.793  |  |  | 4.611.793  |  |  |
| MWADEMI INVESTORS Total                   | 11.917.861 |  |  | 11.917.861 |  |  |
| MWANYANI BUILDERS Total                   | 268.754    |  |  | 268.754    |  |  |
| MY APPLE TECHNOLOGIES Total               | 119.000    |  |  | 119.000    |  |  |
| MYMAC COMPANY Total                       | 713.513    |  |  | 713.513    |  |  |
| MYSACE GLOBAL CONSULT Total               | 583.695    |  |  | 583.695    |  |  |
| NAIVAS Total                              | 2.226.740  |  |  | 2.226.740  |  |  |
| NAIVASHA COUNTY HOTEL LIMITED Total       | 369.000    |  |  | 369.000    |  |  |
| NAJAQUEST SUPPLIES LTD Total              | 137.000    |  |  | 137.000    |  |  |
| NAKIM MERCHANTS & CONTRACTORS LTD Total   | 9.524.069  |  |  | 9.524.069  |  |  |
| NAS MULTICHOICE LIMITED Total             | 1,470.000  |  |  | 1,470.000  |  |  |
| NASH EDGE VENTURES LTD Total              | 493.800    |  |  | 493.800    |  |  |
| NATION MEDIA GROUP LIMITED Total          | 3,569,160  |  |  | 3,569.160  |  |  |
| NATIONAL OIL COOPERATION Total            | 5,401.000  |  |  | 5,401.000  |  |  |
| NATIONAL PHARMACY LTD Total               | 601.997    |  |  | 601.997    |  |  |
| NATIONAL YOUTH SERVICE Total              | 55.006,563 |  |  | 55.006.563 |  |  |
| NYS (MECHANICAL & TRANSPORT BRANCH) Total | 1,553,597  |  |  | 1,553.597  |  |  |
| NAWARA ENTERPRISES Total                  | 1,204.730  |  |  | 1,204.730  |  |  |
| NEOSCOPE ARCH SYSTEMS Total               | 611.250    |  |  | 611.250    |  |  |
| NEPHETS (K) LTD Total                     | 1,398.000  |  |  | 1,398.000  |  |  |
| NEXTER ENTERPRISES LTD Total              | 837.000    |  |  | 837.000    |  |  |



**EXECUTIVE OFFICE OF THE PRESIDENT VOTE 1011**  
**Reports and Financial Statements For the year ended June 30, 2021**

|  |            |  |  |            |  |  |
|--|------------|--|--|------------|--|--|
| NG GROUP LTD Total                     | 2,700,000  |  |  | 2,700,000  |  |  |
| NGINU POWER ENGINEERING (EA) LTD Total | 14,415,161 |  |  | 14,415,161 |  |  |
| NICHOTECH ENTERPRISES Total            | 966,400    |  |  | 966,400    |  |  |
| NOLUNT CONSULT LIMITED Total           | 54,420,000 |  |  | 54,420,000 |  |  |
| NORPY GENERAL AGENCIES Total           | 1,988,000  |  |  | 1,988,000  |  |  |
| NORTIS SUPPLIES LTD Total              | 24,604,634 |  |  | 24,604,634 |  |  |
| NORTON ENGINEERING CO. LTD Total       | 4,080,181  |  |  | 4,080,181  |  |  |
| NOVELTY MANUFACTURING LIMITED Total    | 170,000    |  |  | 170,000    |  |  |
| NUFAIKA BUSINESS SOLUTION Total        | 1,278,000  |  |  | 1,278,000  |  |  |
| NYAKARI INVESTMENT Total               | 3,164,910  |  |  | 3,164,910  |  |  |
| OAB SOLUTIONS LTD Total                | 308,600    |  |  | 308,600    |  |  |
| OAKLINE COMPANY LIMITED Total          | 2,309,160  |  |  | 2,309,160  |  |  |
| OBOTECH SOLUTIONS LTD Total            | 586,000    |  |  | 586,000    |  |  |
| OFFICE TECHNOLOGY LTD Total            | 55,680     |  |  | 55,680     |  |  |
| OLAPMA GENERAL MERCHANT LTD Total      | 768,000    |  |  | 768,000    |  |  |
| OMAERA PHARMACEUTICALS LTD Total       | 17,529     |  |  | 17,529     |  |  |
| OMNIVORE GENERAL MERCHANTS Total       | 2,390,418  |  |  | 2,390,418  |  |  |
| OPLOCITY KENYA LIMITED Total           | 4,933,441  |  |  | 4,933,441  |  |  |
| OSOB AGENCY LIMITED Total              | 1,079,200  |  |  | 1,079,200  |  |  |
| OSSIEZEYS ENTERPRISES LIMITED Total    | 77,306,250 |  |  | 77,306,250 |  |  |
| OVERFLOWS SOLUTIONS LIMITED Total      | 505,950    |  |  | 505,950    |  |  |
| PACE LABORATORIES LTD Total            | 359,776    |  |  | 359,776    |  |  |
| PARWEN CONTRACTORS Total               | 865,945    |  |  | 865,945    |  |  |
| PEIS VENTURES Total                    | 2,100,000  |  |  | 2,100,000  |  |  |



**EXECUTIVE OFFICE OF THE PRESIDENT VOTE 1011**  
**Reports and Financial Statements For the year ended June 30, 2021**


|   |            |  |  |            |  |  |
|---|------------|--|--|------------|--|--|
| PEMU ENGINEERING AND EQUIPMENTS LTD Total | 4,508,452  |  |  | 4,508,452  |  |  |
| PENDOKI MOTORS LIMITED Total              | 1,485,240  |  |  | 1,485,240  |  |  |
| PERKETT PERK LTD Total                    | 333,450    |  |  | 333,450    |  |  |
| PERMA STRUCTURAL ENGINEERING CO LTD Total | 1,310,725  |  |  | 1,310,725  |  |  |
| PERSPECTIVE HEALTHCARE LTD Total          | 1,769,500  |  |  | 1,769,500  |  |  |
| PETMARK AGENCIES Total                    | 36,233,100 |  |  | 36,233,100 |  |  |
| PEWIN DRYCLEANNERS Total                  | 1,675,424  |  |  | 1,675,424  |  |  |
| PHARMASELL LIMITED Total                  | 481,075    |  |  | 481,075    |  |  |
| PHILAFE ENGINEERING LTD Total             | 82,000     |  |  | 82,000     |  |  |
| PIDNGICH TECHNOLOGIES LTD Total           | 1,929,225  |  |  | 1,929,225  |  |  |
| PIEM SOLUTIONS LTD Total                  | 1,220,320  |  |  | 1,220,320  |  |  |
| PILGRIM SUPPLYING AGENCIES Total          | 425,100    |  |  | 425,100    |  |  |
| PINKSTONE ENTERPRISES Total               | 13,325,000 |  |  | 13,325,000 |  |  |
| PINNACLE FIELDS LIMITED Total             | 28,773,800 |  |  | 28,773,800 |  |  |
| PINPOINT HYGENE SERVICES Total            | 405,500    |  |  | 405,500    |  |  |
| PIVOTAL INVESTMENT Total                  | 1,847,880  |  |  | 1,847,880  |  |  |
| PIXEL GENERAL MERCHANTS Total             | 1,059,500  |  |  | 1,059,500  |  |  |
| PLENSER LIMITED Total                     | 1,194,500  |  |  | 1,194,500  |  |  |
| POLYMART INVESTMENTS Total                | 1,000,000  |  |  | 1,000,000  |  |  |
| PONG AGENCIES LTD Total                   | 978,750    |  |  | 978,750    |  |  |
| POWERMASTER & ALLIED SERVICES LTD Total   | 118,394    |  |  | 118,394    |  |  |
| POWERSOURCE TECHNOLOGIES CO. LTD Total    | 3,469,920  |  |  | 3,469,920  |  |  |
| POWERWARE SYSTEMS LTD Total               | 71,920     |  |  | 71,920     |  |  |
| PREMIER LABORATORY SUPPLIES Total         | 71,200     |  |  | 71,200     |  |  |





**EXECUTIVE OFFICE OF THE PRESIDENT VOTE 1011**  
**Reports and Financial Statements For the year ended June 30, 2021**

|  |            |  |  |            |  |  |
|--|------------|--|--|------------|--|--|
| PRESTIGE AFRIKA INVESTMENTS<br>Total           | 97.500     |  |  | 97.500     |  |  |
| PRIDEINN HOTEL Total                           | 602.000    |  |  | 602.000    |  |  |
| PRIDOWE ENTERPRISES Total                      | 768.000    |  |  | 768.000    |  |  |
| PRIME CHOICE Total                             | 68.117.275 |  |  | 68.117.275 |  |  |
| PRIMETEC SYSTEMS AND SUPPLIES<br>LTD Total     | 916.450    |  |  | 916.450    |  |  |
| PRINCIPAL SECRETARY STATE<br>DEVELOPMENT Total | 18.427.500 |  |  | 18.427.500 |  |  |
| PRONACK AFRICA LIMITED Total                   | 25.280.500 |  |  | 25.280.500 |  |  |
| PROP LIMITED Total                             | 1.935.000  |  |  | 1.935.000  |  |  |
| PRO-ULTIMATE SOLUTIONS LTD<br>Total            | 675.000    |  |  | 675.000    |  |  |
| PULSAR TECHNICAL SERVICES<br>Total             | 1.459.980  |  |  | 1.459.980  |  |  |
| QUATORZE LTD Total                             | 7.950.740  |  |  | 7.950.740  |  |  |
| QUESTLINK ENTERPRISES LIMITED<br>Total         | 571.550    |  |  | 571.550    |  |  |
| QUILLAS INVESTMENT Total                       | 571.650    |  |  | 571.650    |  |  |
| RABKEN TRADING COMPANY LTD<br>Total            | 291.000    |  |  | 291.000    |  |  |
| RADIANT INTERNATIONAL LTD<br>Total             | 162.864    |  |  | 162.864    |  |  |
| RAGWA TRAVELS Total                            | 14.700     |  |  | 14.700     |  |  |
| RAHIM AUTO TECHNOLOGIES Total                  | 353.400    |  |  | 353.400    |  |  |
| RAIB GENERAL COMPANY LIMITED<br>Total          | 1.780.000  |  |  | 1.780.000  |  |  |
| RAMA ENGINEERING SERVICES<br>LTD Total         | 924.000    |  |  | 924.000    |  |  |
| RAMILES ENTERPRISES LTD Total                  | 826.000    |  |  | 826.000    |  |  |
| RAMUT ENTERPRISES Total                        | 753.600    |  |  | 753.600    |  |  |
| RANGE ROVER CENTRE Total                       | 205.000    |  |  | 205.000    |  |  |
| RANILA AFRICA LTD Total                        | 900.000    |  |  | 900.000    |  |  |
| RAYPHARM ENTERPRISES Total                     | 2.080.500  |  |  | 2.080.500  |  |  |




**EXECUTIVE OFFICE OF THE PRESIDENT VOTE 1011**  
**Reports and Financial Statements For the year ended June 30, 2021**

|   |            |  |  |            |  |  |
|---|------------|--|--|------------|--|--|
| REDLINS AGENCY Total                    | 301,476    |  |  | 301,476    |  |  |
| REFINE MEDICALS LIMITED Total           | 220,000    |  |  | 220,000    |  |  |
| REFRIGERATION TECHNIQUE E. AFRICA Total | 427,460    |  |  | 427,460    |  |  |
| REINIT COMPANY LTD Total                | 428,520    |  |  | 428,520    |  |  |
| RESILIENTMAN LTD Total                  | 1,820,000  |  |  | 1,820,000  |  |  |
| RHACKY ENTERPRISES LIMITED Total        | 1,160,300  |  |  | 1,160,300  |  |  |
| RIBROM VENTURES LIMITED Total           | 330,238    |  |  | 330,238    |  |  |
| RISDO SUPPLIES Total                    | 259,150    |  |  | 259,150    |  |  |
| RISECROP HOLDINGS LIMITED Total         | 17,645,417 |  |  | 17,645,417 |  |  |
| RIVIERA NETWORKS LTD Total              | 1,850,000  |  |  | 1,850,000  |  |  |
| ROAD TRACK SOLUTIONS LIMITED Total      | 23,433,375 |  |  | 23,433,375 |  |  |
| ROCAN ALPHA TIMBER HARDWARE SALES Total | 2,977,188  |  |  | 2,977,188  |  |  |
| ROEL AGENCIES LIMITED Total             | 1,286,800  |  |  | 1,286,800  |  |  |
| RONNIC ENTERPRISES Total                | 1,170,420  |  |  | 1,170,420  |  |  |
| ROSA GENERAL SUPPLIES LTD Total         | 3,688,200  |  |  | 3,688,200  |  |  |
| ROSAMO general suppliers Total          | 100,000    |  |  | 100,000    |  |  |
| ROTO MOULDERS LIMITED Total             | 4,583,972  |  |  | 4,583,972  |  |  |
| ROZZAIPU ENTERPRISES Total              | 1,671,400  |  |  | 1,671,400  |  |  |
| RUME VENTURES LIMITED Total             | 3,983,816  |  |  | 3,983,816  |  |  |
| RYANNE GENERAL SUPPLIES Total           | 525,200    |  |  | 525,200    |  |  |
| SAFARI PARK HOTEL Total                 | 39,388,620 |  |  | 39,388,620 |  |  |
| SAFARILAND ENTERPRISES CO LTD Total     | 158,100    |  |  | 158,100    |  |  |
| SAFRAH SUPPLIES Total                   | 2,796,500  |  |  | 2,796,500  |  |  |
| SAGANA ELECTRICALS Total                | 974,400    |  |  | 974,400    |  |  |



**EXECUTIVE OFFICE OF THE PRESIDENT VOTE 1011**  
**Reports and Financial Statements For the year ended June 30, 2021**

|   |            |  |  |            |  |  |
|---|------------|--|--|------------|--|--|
| SALANO AND SONS ENTERPRISES Total         | 1,830,274  |  |  | 1,830,274  |  |  |
| SAMTRUCK INTERNATIONAL COMPANY Total      | 597,374    |  |  | 597,374    |  |  |
| SARDINIA VENTURES SUPPLIES SERVICES Total | 2,848,324  |  |  | 2,848,324  |  |  |
| SATIFF ENTERPRISES Total                  | 51,600     |  |  | 51,600     |  |  |
| SATIMA CONSULTANTS LTD Total              | 9,968,490  |  |  | 9,968,490  |  |  |
| SAUTI LINE LIMITED Total                  | 10,427,200 |  |  | 10,427,200 |  |  |
| SAUTILINE LIMITED Total                   | 3,954,150  |  |  | 3,954,150  |  |  |
| SCOPE SYSTEM LIMITED Total                | 107,000    |  |  | 107,000    |  |  |
| SHANNY ENTERPRISES Total                  | 664,000    |  |  | 664,000    |  |  |
| SHEGLO ENTERPRISES LIMITED Total          | 240,200    |  |  | 240,200    |  |  |
| SHELULU INVESTMENT LTD Total              | 834,000    |  |  | 834,000    |  |  |
| SHIRLAB ENTERPRISES Total                 | 768,000    |  |  | 768,000    |  |  |
| SHIUMUTI ENTERPRISES Total                | 957,500    |  |  | 957,500    |  |  |
| SIBCO AGENCIES LTD Total                  | 1,332,944  |  |  | 1,332,944  |  |  |
| SIGNWRITER AND ENGRAVERS Total            | 904,000    |  |  | 904,000    |  |  |
| SILVER CREEK TRADERS Total                | 487,500    |  |  | 487,500    |  |  |
| SILVERSILCON LIMITED Total                | 5,218,465  |  |  | 5,218,465  |  |  |
| SIMBA CORP Total                          | 593,217    |  |  | 593,217    |  |  |
| SIXTY SEVEN AIRPORT HOTEL Total           | 1,046,100  |  |  | 1,046,100  |  |  |
| SKYFLIER INVESTMENTS Total                | 698,400    |  |  | 698,400    |  |  |
| SMART PENNY ENTERPRISES Total             | 1,345,620  |  |  | 1,345,620  |  |  |
| SMATTS MEDICAL SYSTEMS LTD Total          | 959,700    |  |  | 959,700    |  |  |
| SPHINX PHARMACEUTICALS LIMITED Total      | 139,800    |  |  | 139,800    |  |  |
| SPRINGVILLE SUPPLIERS Total               | 2,130,000  |  |  | 2,130,000  |  |  |



**EXECUTIVE OFFICE OF THE PRESIDENT VOTE 1011**  
**Reports and Financial Statements For the year ended June 30, 2021**

|                                    |            |  |  |            |  |  |
|------------------------------------|------------|--|--|------------|--|--|
| STAGRA GROUP LIMITED Total         | 4,970,000  |  |  | 4,970,000  |  |  |
| STANLINE ENTERPRISES Total         | 202,860    |  |  | 202,860    |  |  |
| STANPHILE LTD Total                | 1,296,281  |  |  | 1,296,281  |  |  |
| STARHOTECH SUPPLIERS LIMITED Total | 5,414,086  |  |  | 5,414,086  |  |  |
| STEAM ELECTRICAL Total             | 2,914,645  |  |  | 2,914,645  |  |  |
| STELLAR PROFFERS LIMITED Total     | 800,000    |  |  | 800,000    |  |  |
| STILL KINGS ENTERPRISES Total      | 532,500    |  |  | 532,500    |  |  |
| STUART LIMITED Total               | 989,260    |  |  | 989,260    |  |  |
| SUNSHINE COMPUTERS SYSTEM Total    | 35,280     |  |  | 35,280     |  |  |
| SUSCO ENTERPRISES Total            | 20,490,000 |  |  | 20,490,000 |  |  |
| SYNERGY DEALS LIMITED Total        | 196,000    |  |  | 196,000    |  |  |
| SYNTRIX ENTERPRISES Total          | 2,800,000  |  |  | 2,800,000  |  |  |
| TAJILAN ENTERPRISES LTD Total      | 1,427,000  |  |  | 1,427,000  |  |  |
| TAMANYA GENERAL SUPPLIES Total     | 1,351,000  |  |  | 1,351,000  |  |  |
| TANTECH HOLDINGS Total             | 1,182,000  |  |  | 1,182,000  |  |  |
| TEE E.A LIMITED Total              | 3,953,280  |  |  | 3,953,280  |  |  |
| TEESPRING SUPPLIES Total           | 477,000    |  |  | 477,000    |  |  |
| TELEMART LIMITED Total             | 5,454,863  |  |  | 5,454,863  |  |  |
| TEMA HOME CARE CO.LTD Total        | 2,777,760  |  |  | 2,777,760  |  |  |
| TEWAKI ENTERPRISES Total           | 1,017,690  |  |  | 1,017,690  |  |  |
| TEYBRIDGE LIMITED Total            | 1,083,452  |  |  | 1,083,452  |  |  |
| THAMES ELECTRICAL LIMITED Total    | 66,735     |  |  | 66,735     |  |  |
| THE RHELEND ENTERPRISES Total      | 940,100    |  |  | 940,100    |  |  |
| THE STANDARD GROUP Total           | 826,152    |  |  | 826,152    |  |  |





**EXECUTIVE OFFICE OF THE PRESIDENT VOTE 1011**  
**Reports and Financial Statements For the year ended June 30, 2021**

|  |            |  |  |            |  |  |
|--|------------|--|--|------------|--|--|
| THE STAR PUBLICATION Total                   | 684,029    |  |  | 684,029    |  |  |
| THREE DIAMONDS CONSTRUCTION<br>Total         | 5,851,493  |  |  | 5,851,493  |  |  |
| TIFF EAST AFRICA Total                       | 15,230,524 |  |  | 15,230,524 |  |  |
| TINTORIA LTD Total                           | 1,134,471  |  |  | 1,134,471  |  |  |
| TOBS LTD Total                               | 340,000    |  |  | 340,000    |  |  |
| TONONOKA FIREWORKS LIMITED<br>Total          | 7,520,000  |  |  | 7,520,000  |  |  |
| TOP HYGIENE SERVICES Total                   | 485,400    |  |  | 485,400    |  |  |
| TOP HYGIENE SYSTEMS Total                    | 46,000     |  |  | 46,000     |  |  |
| TOP QUADRANT (K) LTD Total                   | 3,151,742  |  |  | 3,151,742  |  |  |
| TOP SUIT APPAREL LTD Total                   | 1,124,500  |  |  | 1,124,500  |  |  |
| TOSAWA GENERAL SUPPLIES Total                | 2,970,000  |  |  | 2,970,000  |  |  |
| TOTAL HOSPITAL SOLUTION Total                | 1,650,000  |  |  | 1,650,000  |  |  |
| TOUCHLINE SOLUTIONS COMPANY<br>LIMITED Total | 476,500    |  |  | 476,500    |  |  |
| TOVA AGENCIES LTD Total                      | 1,629,550  |  |  | 1,629,550  |  |  |
| TOYOTA KENYA LTD Total                       | 5,838,746  |  |  | 5,838,746  |  |  |
| TRADEN LIMITED Total                         | 1,988,550  |  |  | 1,988,550  |  |  |
| TRAINING Total                               | 436,300    |  |  | 436,300    |  |  |
| TRANSGENIC SOLUTIONS LTD Total               | 19,612,500 |  |  | 19,612,500 |  |  |
| TRANSGOODS GENERAL SUPPLIES<br>Total         | 1,182,000  |  |  | 1,182,000  |  |  |
| TREDMEX EA Total                             | 346,000    |  |  | 346,000    |  |  |
| TREE AGAMA ENTERPRISES Total                 | 2,343,000  |  |  | 2,343,000  |  |  |
| TREYCON SUPPLIES Total                       | 202,500    |  |  | 202,500    |  |  |
| TRIAD CREATIONS LTD Total                    | 250,750    |  |  | 250,750    |  |  |
| TRIPEX ENTERPRISES LTD Total                 | 3,846,750  |  |  | 3,846,750  |  |  |




**EXECUTIVE OFFICE OF THE PRESIDENT VOTE 1011**  
**Reports and Financial Statements For the year ended June 30, 2021**

|  |             |  |  |             |  |  |
|--|-------------|--|--|-------------|--|--|
| TRIPPLE I&K CO.LTD Total                   | 4,533,619   |  |  | 4,533,619   |  |  |
| TRIZ COOLING SYSTEMS Total                 | 329,700     |  |  | 329,700     |  |  |
| TRUTH EMPIRE HOLDINGS Total                | 58,000      |  |  | 58,000      |  |  |
| TWINTERN VENTURES Total                    | 54,420,000  |  |  | 54,420,000  |  |  |
| TWINVEG AGENCIES Total                     | 152,400     |  |  | 152,400     |  |  |
| TYKE INVESTMENTS Total                     | 686,500     |  |  | 686,500     |  |  |
| ULTIMATE ELMULSIONS LIMITED Total          | 65,000,000  |  |  | 65,000,000  |  |  |
| UMEME QUICK AUTO SERVICES Total            | 1,160,000   |  |  | 1,160,000   |  |  |
| UNICOM LIMITED Total                       | 714,400,000 |  |  | 714,400,000 |  |  |
| URBAN TECH ENTERPRISES Total               | 345,210     |  |  | 345,210     |  |  |
| URYSIA LIMITED Total                       | 132,882     |  |  | 132,882     |  |  |
| USTLORA ENTERPRISES LTD Total              | 525,000     |  |  | 525,000     |  |  |
| VENTURELINE ENTERPRISES Total              | 800,500     |  |  | 800,500     |  |  |
| VERISON ENTERPRISES LTD Total              | 1,770,336   |  |  | 1,770,336   |  |  |
| VIBRYARIC SERVICES AFRICA LIMITED Total    | 972,000     |  |  | 972,000     |  |  |
| VICTORIA BUILDERS LIMITED Total            | 2,005,388   |  |  | 2,005,388   |  |  |
| VINTAGE PRO LTD Total                      | 250,000     |  |  | 250,000     |  |  |
| VITA SOFISTICATA GENERAL MERCHANDISE Total | 214,636     |  |  | 214,636     |  |  |
| VOI ELECTRICAL Total                       | 121,160     |  |  | 121,160     |  |  |
| WAMSATT ENTERPRISE Total                   | 170,000     |  |  | 170,000     |  |  |
| WATER RESOURCES MGT AUTHORITY Total        | 1,958,900   |  |  | 1,958,900   |  |  |
| WAYDON INVESTMENT Total                    | 10,506,691  |  |  | 10,506,691  |  |  |
| WAYLIN GENERAL MERCHANT Total              | 20,360,000  |  |  | 20,360,000  |  |  |
| WIDE AFRICA HORIZONS LIMITED Total         | 401,340     |  |  | 401,340     |  |  |

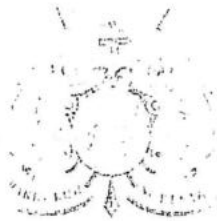


**EXECUTIVE OFFICE OF THE PRESIDENT VOTE 1011**  
**Reports and Financial Statements For the year ended June 30, 2021**

|   |                      |  |  |                      |  |  |
|---|----------------------|--|--|----------------------|--|--|
| WILSAM PHARMACY Total                           | 180.100              |  |  | 180.100              |  |  |
| WILTECH COMMUNICATION<br>PRINTERS LIMITED Total | 3,106.000            |  |  | 3,106.000            |  |  |
| WINDSON SERVICES LTD Total                      | 4.895.498            |  |  | 4.895.498            |  |  |
| WINOWED INTERNATIONAL<br>LIMITED Total          | 1.182.000            |  |  | 1.182.000            |  |  |
| WINSKIM INVESTMENTS Total                       | 713.832              |  |  | 713.832              |  |  |
| WINSTONOLA SERVICES Total                       | 578.100              |  |  | 578.100              |  |  |
| WORLD BOMOH INVESTMENT Total                    | 1.387.500            |  |  | 1.387.500            |  |  |
| XCMG EAST AFRICA LTD Total                      | 54.395.880           |  |  | 54.395.880           |  |  |
| YAKIYN INTERNATIONAL LTD Total                  | 49.596.440           |  |  | 49.596.440           |  |  |
| ZAAS ENTERPRISES Total                          | 6.546.000            |  |  | 6.546.000            |  |  |
| ZALI SYSTEMS Total                              | 464.000              |  |  | 464.000              |  |  |
| ZEDEX FABRIGATORS LTD Total                     | 5.283.423            |  |  | 5.283.423            |  |  |
| ZEKO COMPANY LIMITED Total                      | 7.125.656            |  |  | 7.125.656            |  |  |
| ZELFA CONSTRUCTION CO LTD<br>Total              | 9.204.741            |  |  | 9.204.741            |  |  |
| ZIDISEL ENTERPRISES Total                       | 108.000              |  |  | 108.000              |  |  |
| ZOA TAKA LTD Total                              | 4.283.922            |  |  | 4.283.922            |  |  |
| <b>Grand Total</b>                              | <b>5,349,989,714</b> |  |  | <b>5,349,989,714</b> |  |  |



BANKI  
KUUYA  
KENYA



CENTRAL  
BANK OF  
KENYA

Haile Selassie Avenue  
P.O. Box 60000 - 00200 Nairobi, Kenya  
Telephone: 2860000, Fax: 340192

September 30, 2021

## CERTIFICATE OF BALANCES


Customer: 120357 - EXECUTIVE OFFICE OF THE PRESIDENT

Balance Date: 30 JUN 2021

| Account No | Account Name                        | Currency | Balance        |
|------------|-------------------------------------|----------|----------------|
| 1000181354 | REC-EXECUTIVE OFFICE OF THE PRESIDE | KES      | 129,689,195.00 |
| 1000181583 | DEV-EXECUTIVE OFFICE OF THE PRESIDE | KES      | 46,279,734.05  |
| 1000181947 | DEP-EXECUTIVE OFFICE OF THE PRESIDE | KES      | 75,795,203.90  |
| 1000182407 | CBK165-EXECUTIVE OFFICE OF THE PRIS | KES      | 0.00           |
| 1000353031 | KENYA DEV RESP DIS IMPA PR GO21 KE  | KES      | 0.00           |
| 1000391669 | TECH. ASS GRT.TO ENHANCE CAP. PDU   | KES      | 0.00           |
| 1000419218 | KENYA DEV RESP DISPLACE IMPACT PROJ | KES      | 0.00           |
| 1000455063 | UNICEF KENYA GENERATION UNLIMITED   | KES      | 69,646.00      |
| 1000500123 | REC-NAIROBI METROPOLITAN SERVICES   | KES      | 0.40           |
| 1000500131 | DEV NAIROBI METROPOLITAN SERVICES   | KES      | 0.00           |

  
Sophie Langat (Mrs)  
Authorised Signatory  
Banking Services Division

  
Joyce Nasieku  
Authorised Signatory  
Banking Services Division





Amex S

## BANK RECONCILIATION

ACCOUNT NUMBER:1000181354

I certify that I have verified the Bank Balance in the Cash Book with the Bank Statement and that the above Reconciliation is correct.




SNR. DEPUTY ACCT. GENERAL 20/07/2021


AS PER ATTACHED SCHEDULES



REPUBLIC OF KENYA

Annex 5

|   |   |   |
|---|---|---|
|   |   | F.O. 51   |
|   |   | Date .....1st July, 2021...   |
| Report of the Board of Survey on the Cash and Bank Balances of RECURRENT CASH BOOK as at the close of business on 30TH JUNE 2021.                           |   |   |
| The Board, consisting of - (Names and official titles)  |   |   |
| CHAIRMAN  | - Eng. Richard Githaiga Thitai - Chief Engineer, Mechanical |   |
| MEMBER  | - Margaret Nyambura Githaiga - Senior Assistant Secretary   |   |
| MEMBER  | - Antony Kimani Njoroge - Sr Supply Chain Mgt. Officer      |   |
| assembled at the office of CASHIER - ACCOUNTS DEPARTMENT at 9.30 am (time)  |   |   |
| on the 1ST JULY 2021 and the following cash was produced:-  |   |   |
| Notes .. .. .   | ..Sh.   | 2,600.00  |
| Silver .. .. .  | ..Sh.   | 3.00  |
| Copper .. .. .  | ..Sh.   | 30.00   |
| Cheques (as per details on reverse .. .. .  | ..Sh.   | 0.00  |
|   |   | 2,633.00  |
| It was observed that cheques amounting to Sh ----- cts----- had been on hand for more than 14 days prior to the date of the survey.                         |   |   |
| The cash consists of East African currency and does not contain any demonetized coin or notes.  |   |   |
| The Cash Book reflected the following balances as at the close of business on the 30TH JUNE 2021.   |   |   |
| Cash on hand .. .. .  | ..Sh.   | 2,633.00  |
| Bank Balance .. .. .  | ..Sh.   | 1,836,719.65  |
|   |   | 1,839,352.65  |
| The Bank Certificate of Balance showed a sum of Sh.----- Cts ----- standing to the credit of the account.   |   |   |
| The difference between this figure and the Bank Balance as shown by the Cash Book is accounted for in the Bank Reconciliation Statement (F.O. 30) attached. |   |   |
| ENG. RICHARD GITHAIGA THITAI  |   |  |
| Chairman  |   |   |
| MARGARET NYAMBURA GITHAIGA  |   |  |
| Member  |   |   |
| ANTONY KIMANI NJOROGE   |   |  |
| Date 1ST JULY 2021  | Member  |   |



April 5

## BANK RECONCILIATION

as at 30 th June 2021      Station:    Development 101-      Executive office  
of the President.  
ACCOUNT NUMBER: 1000455063

|  | Sh. | Cts. | Sh. | Cts. | Sh. | Cts.           |
|--|-----|------|-----|------|-----|----------------|
| Balance as per Bank Certificate                            |     |      |     |      |     | 69,646.00      |
| Less-----  |     |      |     |      |     |                |
| 1 Payment in Cash Book not yet recorded in Bank statement  |     |      |     |      |     | (4,118,120.00) |
| 2 Receipts in Bank Statement not yet recorded in Cash Book |     |      |     |      | NIL |                |
| Add-----   |     |      |     |      |     |                |
| 3 Payments in Bank Statement not yet recorded in Cash book |     |      |     |      | NIL |                |
| 4 Receipts in Cash Book not yet recorded in Bank statement |     |      |     |      |     | 7,955,300.00   |
| Bank Balance as per Cash book.. .. .                       |     |      |     |      |     | 3,906,826.00   |

I certify that I have verified the Bank Balance in the Cash Book with the Bank Statement and that the above Reconciliation is correct.

Signature

Designation

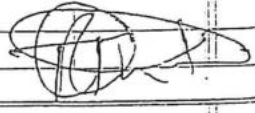


Date \_\_\_\_\_


[illegible]



Annex 5

## REPUBLIC OF KENYA

|   |        |   |
|---|--------|---|
|   |        | F.O. 51   |
|   |        | Date ...1st July, 2021.....   |
| Report of the Board of Survey on the Cash and Bank Balances of KENYA GENERATION UNLIMITED (GENU) CASH BOOK as at the close of business on 30TH JUNE 2021.   |        |   |
| The Board, consisting of - (Names and official titles)  |        |   |
| CHAIRMAN  | -      | Eng. Richard Githaiga Thitai - Chief Engineer, Mechanical                             |
| MEMBER  | -      | Margaret Nyambura Githaiga - Senior Assistant Secretary                               |
| MEMBER  | -      | Antony Kimani Njoroge - Snr Supply Chain Mgt. Officer                                 |
| assembled at the office of CASHIER - ACCOUNTS DEPARTMENT at 9.30 am (time) on the 1ST JULY 2021 and the following cash was produced:-                       |        |   |
| Notes .. .. .   | ..Sh.  | 0.00  |
| Silver .. .. .  | ..Sh.  | 0.00  |
| Copper .. .. .  | ..Sh.  | 0.00  |
| Cheques (as per details on reverse .. .. .  | ..Sh.  | 0.00  |
|   |        | 0.00  |
| It was observed that cheques amounting to Sh ----- cts----- had been on hand for more than 14 days prior to the date of the survey.                         |        |   |
| The cash consists of East African currency and does not contain any demonetized coin or notes.  |        |   |
| The Cash Book reflected the following balances as at the close of business on the 30TH JUNE 2021.   |        |   |
| Cash on hand .. .. .  | ..Sh.  | 0.00  |
| Bank Balance .. .. .  | ..Sh.  | 3,906,826.00  |
|   |        | 3,906,826.00  |
| The Bank Certificate of Balance showed a sum of Sh.----- Cts ----- standing to the credit of the account.   |        |   |
| The difference between this figure and the Bank Balance as shown by the Cash Book is accounted for in the Bank Reconciliation Statement (F.O. 30) attached. |        |   |
| ENG. RICHARD GITHAIGA THITAI  |        |  |
| Chairman  |        |   |
| MARGARET NYAMBURA GITHAIGA  |        |  |
| Member  |        |   |
| ANTONY KIMANI NJOROGE   |        |  |
| Date 1ST JULY 2021  | Member |   |





Page 5

## BANK RECONCILIATION


Executive office

ACCOUNT NUMBER: 1000181583

I certify that I have verified the Bank Balance in the Cash Book with the Bank Statement and that the above Reconciliation is correct.


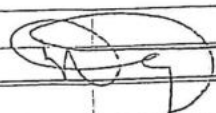

Date \_\_\_\_\_


[illegible]



REPUBLIC OF KENYA

Annex 5

|   |   |
|---|---|
| F.O. 51   |   |
| Date ...1st July, 2021.....   |   |
| Report of the Board of Survey on the Cash and Bank Balances of DEVELOPMENT CASH BOOK as at the close of business on 30TH JUNE 2021.                         |   |
| The Board, consisting of - (Names and official titles)  |   |
| CHAIRMAN  | - Eng. Richard Githaiga Thitai - Chief Engineer, Mechanical                           |
| MEMBER  | - Margaret Nyambura Githaiga - Senior Assistant Secretary                             |
| MEMBER  | - Antony Kimani Njoroge - Snr Supply Chain Mgt. Officer                               |
| assembled at the office of CASHIER -STATE HOUSE ACCOUNTS DEPARTMENT at 11:00 am (time) on the 1ST JULY 2021 and the following cash was produced:-           |   |
| Notes .. .. .   | Sh. 0.00  |
| Silver .. .. .  | Sh. 0.00  |
| Copper .. .. .  | Sh. 0.00  |
| RTGS(Still pending) .. .. .   | Sh. 0.00  |
|   | 0.00  |
| It was observed that RTGSs amounting to Sh. .... cts..... had been on had for more than 14 days prior to the date of the survey.                            |   |
| The cash consists of Kenya Shillings currency and does not contain any demonetized coin or notes.   |   |
| The Cash Book reflected the following balances as at the close of business on the 30TH JUNE 2021.   |   |
| Cash on hand .. .. .  | Sh. 0.00  |
| Bank Balance .. .. .  | Sh. 809,213.85  |
|   | 809,213.85  |
| The Bank Certificate of Balance showed a sum of Sh. .... Cts ..... standing to the credit of the account.   |   |
| The difference between this figure and the Bank Balance as shown by the Cash Book is accounted for in the Bank Reconciliation Statement (F.O. 30) attached. |   |
| ENG. RICHARD GITHAIGA THITAI  |  |
| Chairman  |   |
| MARGARET NYAMBURA GITHAIGA  |  |
| Member  |   |
| ANTONY KIMANI NJOROGE   |  |
| Member  |   |
| Date 1ST JULY 2021  |   |



Annex 5

as at: 30 th June 2021

president.

\_\_\_\_\_

Balance as per Bank Certificate

Less-----

1 Payment in Cash Book not yet recorded in Bank statement

2 Receipts in Bank Statement not yet recorded in Cash Book

Add-----

3 Payments in Bank Statement  
not yet recorded in Cash book

4 Receipts in Cash Book not yet recorded in Bank statement

Bank Balance as per Cash book.. . . . .

104,090,532.30

Signature \_\_\_\_\_

SNR. DEPUTY ACCT. GENERAL

*Designation*

10/07/2021

Date \_\_\_\_\_

1. PAYMENTS IN CASH BOOK NOT YET RECORDED IN  
BANK STATEMENT (UNPRESENTED CHEQUES)

2. RECEIPTS IN BANK STATEMENT NOT YET  
RECORDED IN CASH BOOK

CHEQUE

PAYEE

AMOUNT

## DETAILS

AMOUNT

No.

Date \_\_\_\_\_


Sh

CLS

Sh.

Cts.

AS PER ATTACHED SCHEDULES



Date ..... 1st July, 2021

Report of the Board of Survey on the Cash and Bank Balances of DEPOSIT CASH BOOK as at the close of business on 30TH JUNE 2021.

The Board, consisting of - (Names and official titles)

CHAIRMAN - Eng. Richard Githaiga Thitai - Chief Engineer, Mechanical  
MEMBER - Margaret Nyambura Githaiga - Senior Assistant Secretary  
MEMBER - Antony Kimani Njoroge - Sr. Supply Chain Mgt. Officer

assembled at the office of CASHIER - ACCOUNTS DEPARTMENT at 9.30 a.m. (time) on the 1ST JULY 2021 and the following cash was produced:-

|  |     |             |
|--|-----|-------------|
| Notes .. .. .                              | Sh. | 0.00        |
| Silver .. .. .                             | Sh. | 0.00        |
| Copper .. .. .                             | Sh. | 0.00        |
| Cheques (as per details on reverse ... ..) | Sh. | 0.00        |
|  |     | <u>0.00</u> |

It was observed that cheques amounting to Sh. .... cts----- had been on hand for more than 14 days prior to the date of the survey.

The cash consists of East African currency and does not contain any demonetized coin or notes.

The Cash Book reflected the following balances as at the close of business on the 30TH JUNE 2021.

|                      |     |                       |
|----------------------|-----|-----------------------|
| Cash on hand .. .. . | Sh. | 0.00                  |
| Bank Balance .. .. . | Sh. | 104,090,532.30        |
|                      |     | <u>104,090,532.30</u> |

The Bank Certificate of Balance showed a sum of Sh. .... Cts ----- standing to the credit of the account.

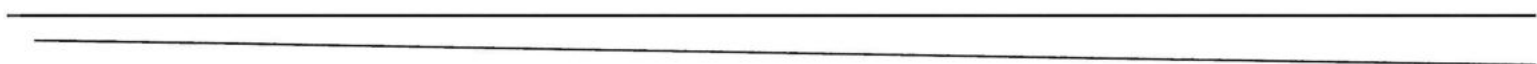
The difference between this figure and the Bank Balance as shown by the Cash Book is accounted for in the Bank Reconciliation Statement (F.O. 30) attached.

ENG. RICHARD GITHAIGA THITAI  
Chairman

MARGARET NYAMBURA GITHAIGA  
Member

ANTONY KIMANI NJOROGE  
Member

Date 1ST JULY 2021





Date ...02-JULY 2021

Report of the Board of Survey on the Cash and Bank Balances of RECURRENT CASH BOOK as at the close of business on 30TH JUNE 2021.

The Board, consisting of - (Names and official titles)

|          |   |                   |
|----------|---|-------------------|
| CHAIRMAN | - | JOHN WANGA OTUOMA |
| MEMBER   | - | ANTONY K NJOROGE  |
| MEMBER   | - | NELSON K ADEYA    |

assembled at the office of CASHIER - ACCOUNTS DEPARTMENT at 9.30 am (time) on the 1ST JULY 2021 and the following cash was produced:-

|   |       |                      |
|---|-------|----------------------|
| Notes .. .. .                               | ..Sh. | 13,835,200.00        |
| Silver .. .. .                              | ..Sh. | 60.00                |
| Copper .. .. .                              | ..Sh. | 0.25                 |
| Cheques (as per details on reverse .. .. .) | ..Sh. |                      |
|   |       | <u>13,835,260.25</u> |

It was observed that cheques amounting to Sh ----- cts----- had been on hand for more than 14 days prior to the date of the survey.


The cash consists of East African currency and does not contain any demonetized coin or notes.


The Cash Book reflected the following balances as at the close of business on the 30TH JUNE 2021.

|                      |       |                   |
|----------------------|-------|-------------------|
| Cash on hand .. .. . | ..Sh. | 0.00              |
| Bank Balance .. .. . | ..Sh. | 260,946.25        |
|                      |       | <u>260,946.25</u> |

The Bank Certificate of Balance showed a sum of Sh.----- Cts ----- standing to the credit of the account.

The difference between this figure and the Bank Balance as shown by the Cash Book is accounted for in the Bank Reconciliation Statement (F.O. 30) attached.

  
Chairman

  
Member


  
Member

Date 2ND JULY 2021



Employer (vote): 10201 The Presidency - State House

| Payroll No.  | Officer's Name                  | ID / PP No | Amount(Ksh) | Balance (Ksh) | Remarks |
|--|---------------------------------|------------|-------------|---------------|---------|
| 1. 1982058908 Mr                                   | Joseph Kahuni Mwangi            | 5907558    | 8,600.00    | 16,980.00     |         |
| 2. 1987102574 Miss                                 | Lucy Wangui Njoroge             | 8473111    | 8,400.00    | 74,600.00     |         |
| 3. 1988034295 Mr                                   | Jackson Mutuku Katiku           | 7808905    | 6,700.00    | 52,680.00     |         |
| 4. 1991097846 Mr                                   | Thomas Ochieng Mollo            | 10959684   | 5,700.00    | 22,540.00     |         |
| 5. 1997034676 Mr                                   | Jackson Oduor Okolah            | 13758374   | 5,220.00    | 52,100.00     |         |
| 6. 1997034684 Mr                                   | Lawrence Stephen Ohito Ng'ong'a | 08553157   | 2,100.00    | 22,900.00     |         |
| 7. 1997036474 Mr                                   | Boniface Munira Mwai            | 20226121   | 1,300.00    | 7,200.00      |         |
| 8. 1999006946 Mrs                                  | Sabina Mumbere Nduva            | 14562070   | 8,500.00    | 17,000.00     |         |
| 9. 2008087292 Mr                                   | Samuel Mwaura Maina             | 22111439   | 6,250.00    | 62,500.00     |         |
| 10. 2011214387 Mr                                  | Benson Karani John Nyaga        | 25785930   | 3,900.00    | 23,220.00     |         |
| 11. 2012027844 Mr                                  | Pius Nyaga Nthiga               | 22498432   | 5,500.00    | 5,066.00      |         |
| 12. 2016003635 Mrs                                 | Francisca Nkipadi Maro          | 13044834   | 15,100.00   | 119,700.00    |         |
| 12 Vote Totals: 10201 The Presidency - State House |                                 |            | 77,270.00   | 476,686.00    |         |



Employer (vote): 10203 The Presidency - Cabinet Office

| Payroll No.  | Officer's Name             | ID / PP No. | Amount(Ksh) | Balance (Ksh) | Remarks |
|--|----------------------------|-------------|-------------|---------------|---------|
| 1. 1984046460  | Mrs Mary Wamuyu Macharia   | 5794714     | 4,808.35    | 14,424.85     |         |
| 2. 1990059243  | Miss Leonida Chepchumba    | 10445331    | 5,428.35    | 37,998.25     |         |
| 3. 1991000116  | Mr Charles Nyabuto Juma    | 9549573     | 2,715.00    | 21,710.00     |         |
| 4. 1994013443  | Miss Violet Luyuku Khamasi | 10071297    | 7,917.00    | 63,332.00     |         |
| 5. 2005022675  | Miss Lenity Kinanu         | 23776949    | 2,714.15    | 0.20          |         |
| 6. 20200098720                                       | Mr. Benjamin Muneni Ngui   | 31785191    | 4,245.00    | 33,960.00     |         |
| 6 Vote Totals: 10203 The Presidency - Cabinet Office |                            |             | 27,827.85   | 171,425.30    |         |

6

---

---



V2 0100 21 0801(Build 225535)

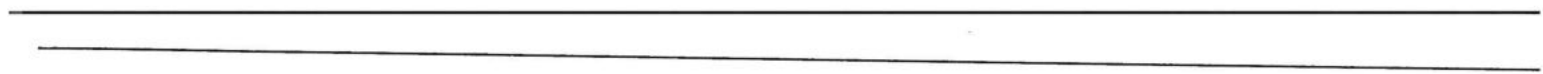
## GOVERNMENT OF KENYA - CIVIL SERVICE

IPPD - Payroll by-product: Salary Advance Recovery for the month of June-2021

Anne x 6

Employer (vote): 10202 The Presidency - Deputy President

| Payroll No.   | Officer's Name              | ID / PP No. | Amount(Ksh) | Balance (Ksh) | Remarks |
|---|-----------------------------|-------------|-------------|---------------|---------|
| 1. 1981103247 Miss                                      | Grace Osore Ochako          | 1820345     | 15,100.00   | 150,900.00    |         |
| 2. 1985024291 Mr  | Maina George Kiiru          | 7571082     | 5,000.00    | 35,000.00     |         |
| 3. 1985091939 Miss                                      | Jane Wangari Gikonyo        | 3219750     | 6,667.00    | 6,663.00      |         |
| 4. 1989009510 Mr  | Samuel Chwadi Asiyo         | 2742633     | 8,955.00    | 44,755.00     |         |
| 5. 1991018224 Mr  | Alphonse Ondiek Gunga       | 1260410     | 335.00      | 1,990.00      |         |
| 6. 1991064136 Mr  | Gabriel Kaunda Kitumu       | 8353148     | 15,235.00   | 137,115.00    |         |
| 7. 1992008450 Miss                                      | Rehema Jaafar               | 10361774    | 8,954.00    | 80,578.00     |         |
| 8. 1994013150 Miss                                      | Jane Mumbua Mutisya         | 10175075    | 4,927.00    | 44,339.00     |         |
| 9. 1996057469 Mrs                                       | Beatrice Mlale Mwadia       | 10754508    | 6,380.00    | 48,940.00     |         |
| 10. 1996076968 Mrs                                      | Daireen Nyaboke Omari       | 10446607    | 4,585.00    | 13,735.00     |         |
| 11. 1996093601 Miss                                     | Fridah Nkirote Mugambi      | 20112327    | 6,380.00    | 48,940.00     |         |
| 12. 1999008621 Mrs                                      | Violet Musimbi Lusala       | 11466572    | 4,477.00    | 40,289.00     |         |
| 13. 2003009875  | Ayoma Lailac Awuor          | 14543044    | 4,167.00    | 24,998.00     |         |
| 14. 2006004060 Mr                                       | Christopher Webale Walukela | 9298296     | 19,955.00   | 219,505.00    |         |
| 15. 2007008457 Miss                                     | Teresia Wangechi Mwathi     | 22562401    | 6,380.00    | 12,740.00     |         |
| 16. 2007027809 Mrs                                      | Sarah Etaba Nyakoa          | 20365034    | 4,535.00    | 22,655.00     |         |
| 17. 2008005591 Miss                                     | Esther Katumbi Musyoka      | 20895236    | 4,167.00    | 16,664.00     |         |
| 18. 2008104418 Miss                                     | Faith Kanini Nyamai         | 24839410    | 2,500.00    | 25,000.00     |         |
| 19. 2008104507 Mr                                       | Moses Sang'anyi             | 13328458    | 4,000.00    | 16,000.00     |         |
| 20. 2009060706 Mr                                       | Peter Delamare Karino       | 9884710     | 2,930.00    | 17,560.00     |         |
| 21. 2009112731 Mr                                       | James Waweru Githinji       | 22670491    | 9,000.00    | 17,440.00     |         |
| 22. 2010000434 Miss                                     | Juliet Mwikali Nzuki        | 22866496    | 8,955.00    | 17,890.00     |         |
| 23. 2013062203 Mr                                       | Brian Mwabili Mbela         | 21910772    | 31,200.00   | 249,600.00    |         |
| 24. 2015043468 Mr                                       | Richard Kiprotich Barno     | 11592058    | 16,667.00   | 99,998.00     |         |
| 25. 2016003457 Mr                                       | JAMES GRANT MBOGHO          | 13382960    | 12,500.00   | 87,500.00     |         |
| 26. 2018102620 Mr                                       | Denis K Ng'Eno              | 28728791    | 10,000.00   | 70,000.00     |         |
| 27. 2018103081 Mr                                       | Charles Sakawa Nyatichi     | 12898109    | 24,535.00   | 171,745.00    |         |
| 28. 2018108733 Prof                                     | Morris Kiwinda Mbondenyi    | 21912206    | 33,315.00   |               |         |
| 29. 2018109396 Ms                                       | Anne Njeri Karigu           | 27999044    | 9,853.30    | 78,826.80     |         |
| 29 Vote Totals: 10202 The Presidency - Deputy President |                             |             | 291,654.30  | 1,801,365.80  |         |






# ANNEX 7

## ANALYSIS OF THE PRESIDENCY CONTRACTORS RETENTION MONIES AS AT 30TH JUNE, 2021

(Accounts Payable)

| S/No         | Contractor                     | Supplier No. | Amount(Kes)           |
|--------------|--------------------------------|--------------|-----------------------|
| 1            | Bullsons Enterprises           | 28115        | 4,728,107.80          |
| 2            | Mulji Devray & Brothers Ltd    | 143781       | 188,000.00            |
| 3            | Ultra Electric Ltd             | 4424         | 180,370.15            |
| 4            | Imperial Investments (K) Lt    | 935512       | 92,787.20             |
| 5            | Shalfa Holdings Ltd            | 776684       | 2,979,121.65          |
| 6            | Flooring Enteriors             | 116072       | 527,707.10            |
| 7            | Bowl Plumbers Ltd              | 72916        | 2,386,766.50          |
| 8            | Tropical Technologies          | 100801       | 1,867,926.90          |
| 9            | Svensson & Iyansson            | 444350       | 255,409.00            |
| 10           | Triza Investments              | 113575       | 90,901.05             |
| 11           | Buildmore Constructors         | 34776        | 3,193,784.55          |
| 12           | Bewa Wholesalers               | 110129       | 559,023.40            |
| 13           | Glama Electricals & Mechanical | 128700       | 1,027,907.25          |
| 14           | Axis Engineering               | 24286        | 463,666.20            |
| 15           | Water Africa International     | 465318       | 79,744.80             |
| 16           | Miliki Dev. Company            | 456376       | 3,113,804.35          |
| 17           | Westview Plumbers Ltd          | 411199       | 1,115,514.00          |
| 18           | Zola Capital Ltd               | 789727       | 3,947,171.40          |
| 19           | Philafe Engineering Works      | 154489       | 14,200.00             |
| 20           | Bokoh Ltd                      | 772524       | 733,471.60            |
| 21           | State Dept. of Broadcast       | 822110       | 15,048,423.00         |
| 22           | China Jingxi Co. Ltd           | 81944        | 24,593,387.25         |
| 23           | Diaden Ltd                     | 776984       | 481,611.60            |
| 24           | Citrolam Contractors           | 5656         | 1,221,015.85          |
| 25           | Raken Limited                  | 408067       | 4,899,333.85          |
| 26           | Mizpah Contractors             | 835713       | 7,486,873.05          |
| 27           | Almonds Contractors            | 38340        | 894,073.30            |
| 28           | Farmbridge Ltd                 | 770118       | 2,546,032.70          |
| 29           | Tayo Construction Co.          | 408965       | 5,923,311.35          |
| 30           | RAIA Investment                | 817496       | 3,405,854.20          |
| 31           | Qaana Contractors              | 461687       | 3,428,288.50          |
| 32           | Abana Uplink Services          | 791916       | 1,001,078.90          |
| 33           | EASCO Africa Ltd               | 61699        | 3,010,509.70          |
| 34           | Kimson Contractors             | 936365       | 183,119.60            |
| 35           | Metropolitan Engineering       | 102114       | 795,774.40            |
| 36           | Fair Banks Ltd                 | 454711       | 1,203,805.10          |
| 37           | Humeiras Construction Co.      | 930577       | 422,655.05            |
| <b>TOTAL</b> |                                |              | <b>104,090,532.30</b> |

  
 JOEL K. LANG'AT, OGW  
 HEAD OF ACCOUNTING UNIT



**EXECUTIVE OFFICE OF THE PRESIDENT VOTE 1011**  
**Reports and Financial Statements For the year ended June 30, 2021**

**ANNEX 8- REPORTS GENERATED FROM IFMIS**

The following financial Reports Generated from IFMIS should be generated and attached as appendices to these financial statements.

- i. GOK IFMIS Comparison Trial Balance
- ii. FO30 (Bank reconciliations) for all bank accounts
- iii. GOK IFMIS Receipts and Payments Statement
- iv. GOK IFMIS Statement of Financial Position
- v. GOK IFMIS Statement of Cash Flows
- vi. GOK IFMIS Notes to the Financial Statements
- vii. GOK IFMIS Statement of Budget Execution
- viii. GOK IFMIS Statement of Deposits
- ix. GOK IFMIS Budget Execution by Programme and Economic Classification
- x. GOK IFMIS Budget Execution by Heads and Programmes
- xi. GOK IFMIS Budget Execution by Programmes and Sub-programmes





# Trial Balance Comparison Report

Entity: 1011-The Presidency

Current Period: JUL-20 To JUN-21

Compare With: JUL-19 To ADJ2-20

| Account No and Description  | Current Period   |                  | Previous period  |                |
|---|------------------|------------------|------------------|----------------|
|   | Debit Balance    | Credit Balance   | Debit Balance    | Credit Balance |
|   | Kshs             | Kshs             | Kshs             | Kshs           |
| 1110101 Personal Income Tax - PAYE Government Employees                     | 0.00             | 0.00             | 0.00             | 0.00           |
| 1110100 Receipt of Income Tax from Individuals                              | 0.00             | 0.00             | 0.00             | 0.00           |
| 1110000 Taxes on Income, Profits and Capital Gains                          | 0.00             | 0.00             | 0.00             | 0.00           |
| 1130301 Receipts from Other Non-Recurrent Taxes on Property                 | 0.00             | 0.00             | 0.00             | 0.00           |
| 1130300 Receipts from Other Taxes on Property                               | 0.00             | 0.00             | 0.00             | 0.00           |
| 1130000 Taxes on Property   | 0.00             | 0.00             | 0.00             | 0.00           |
| 1320202 Capital Grants from International Organizations                     | 0.00             | 0.00             | 0.00             | 71,461,011.00  |
| 1320200 Grants from International Organizations - Direct Payments AIA       | 0.00             | 0.00             | 0.00             | 71,461,011.00  |
| 1320000 Grants from International Organisations                             | 0.00             | 0.00             | 0.00             | 71,461,011.00  |
| 1330101 Funds Management Fees Received from Local Authorities Transfer Fund | 0.00             | 9,983,837,607.60 | 0.00             | 0.00           |
| 1330100 Grants received by Central Govt from General Govt units             | 0.00             | 9,983,837,607.60 | 0.00             | 0.00           |
| 1330000 Grants from other levels of Governments                             | 0.00             | 9,983,837,607.60 | 0.00             | 0.00           |
| 1410402 Rent of Government Buildings and Housing                            | 0.00             | 0.00             | 0.00             | 0.00           |
| 1410400 Rents on land, houses and buildings                                 | 0.00             | 0.00             | 0.00             | 0.00           |
| 1410000 Property Income   | 0.00             | 0.00             | 0.00             | 0.00           |
| 1420233 Surcharge Fees  | 0.00             | 0.00             | 0.00             | 0.00           |
| 1420234 Certificate of Good Conduct Fees                                    | 0.00             | 0.00             | 0.00             | 0.00           |
| 1420200 Administrative Fees and Charges                                     | 0.00             | 0.00             | 0.00             | 0.00           |
| 1420337 Surcharge Fees  | 0.00             | 22,897,941.00    | 0.00             | 4,001,632.00   |
| 1420300 Administrative Fees and Charges collected as AIA                    | 0.00             | 22,897,941.00    | 0.00             | 4,001,632.00   |
| 1420601 Sale of Tender Documents  | 0.00             | 890,500.00       | 0.00             | 76,000.00      |
| 1420600 Receipts from Sale of Incidental Goods                              | 0.00             | 890,500.00       | 0.00             | 76,000.00      |
| 1420000 Sales of Goods and Services   | 0.00             | 23,788,441.00    | 0.00             | 4,077,632.00   |
| 1450101 Sundry Revenue  | 0.00             | 753,077.95       | 0.00             | 0.00           |
| 1450100 Paid to Exchequer   | 0.00             | 753,077.95       | 0.00             | 0.00           |
| 1450000 Other Receipts Not Elsewhere Classified                             | 0.00             | 753,077.95       | 0.00             | 0.00           |
| 1540105 Other Miscellaneous Receipts  | 0.00             | 9,063,966.35     | 0.00             | 317,550.00     |
| 1540100 Other Miscellaneous Revenues  | 0.00             | 9,063,966.35     | 0.00             | 317,550.00     |
| 1540000 Financial Assets Loan   | 0.00             | 9,063,966.35     | 0.00             | 317,550.00     |
| 2110101 Basic Salaries - Civil Service                                      | 1,268,201,933.25 | 0.00             | 1,398,415,734.75 | 0.00           |
| 2110100 Basic Salaries - Permanent Employees                                | 1,268,201,933.25 | 0.00             | 1,398,415,734.75 | 0.00           |
| 2110201 Contractual Employees   | 8,145,695,406.00 | 0.00             | 163,932,963.05   | 0.00           |
| 2110202 Casual Labour - Others  | 153,936,275.45   | 0.00             | 134,918,029.75   | 0.00           |
| 2110200 Basic Wages - Temporary Employees                                   | 6,299,631,681.45 | 0.00             | 298,851,012.80   | 0.00           |
| 2110301 House Allowance   | 402,924,363.40   | 0.00             | 416,529,823.95   | 0.00           |
| 2110304 Overtime - Civil Service  | 24,555,026.30    | 0.00             | 17,199,999.55    | 0.00           |
| 2110309 Special Duty Allowance  | 1,961,505.85     | 0.00             | 1,780,306.35     | 0.00           |
| 2110311 Transfer Allowance  | 827,600.00       | 0.00             | 1,039,583.50     | 0.00           |
| 2110312 Responsibility Allowance  | 32,207,863.10    | 0.00             | 29,487,257.65    | 0.00           |
| 2110313 Entertainment Allowance   | 82,413,330.15    | 0.00             | 65,172,075.65    | 0.00           |
| 2110314 Transport Allowance   | 148,232,613.65   | 0.00             | 149,857,815.20   | 0.00           |
| 2110315 Extraneous Allowance  | 279,137,016.55   | 0.00             | 223,760,781.10   | 0.00           |
| 2110317 Domestic Servant Allowance  | 16,185,796.00    | 0.00             | 13,285,625.00    | 0.00           |
| 2110318 n Practising Allowance  | 8,409,999.80     | 0.00             | 1,200,000.00     | 0.00           |
| 2110319 Top-up House Allowance  | 0.00             | 0.00             | 0.00             | 0.00           |
| 2110320 Leave Allowance   | 23,497,309.90    | 0.00             | 14,862,826.70    | 0.00           |
| 2110322 Risk Allowance  | 0.00             | 0.00             | 0.00             | 0.00           |
| 2110327 Ministerial Allowance   | 3,593,551.50     | 0.00             | 1,800,000.00     | 0.00           |
| 2110333 Management Support Allowance  | 0.00             | 0.00             | 0.00             | 0.00           |
| 2110335 Emergency Call Allowance  | 11,903,730.00    | 0.00             | 10,280,800.00    | 0.00           |



| Account No and Description  | Current Period    |                | Previous period  |                |
|---|-------------------|----------------|------------------|----------------|
|   | Debit Balance     | Credit Balance | Debit Balance    | Credit Balance |
| 2110336 Car Purchase Allowance  | 1,984,600.00      | 0.00           | 1,984,600.00     | 0.00           |
| 2110300 Personal Allowances paid as part of Salary                            | 1,110,234,406.00  | 0.00           | 984,006,894.65   | 0.00           |
| 2110403 Refund of Medical Expenses - Ex-Gratia                                | 725,000.00        | 0.00           | 0.00             | 0.00           |
| 2110400 Personal Allowances paid as Reimbursements                            | 725,000.00        | 0.00           | 0.00             | 0.00           |
| 2110000 Wages and Salary Contributions  | 10,579,393,020.70 | 0.00           | 2,681,273,642.20 | 0.00           |
| 2120101 Employer Contributions to National Social Security Fund               | 37,500.00         | 0.00           | 0.00             | 0.00           |
| 2120103 Employer Contribution to Staff Pensions Scheme                        | 2,000,000.00      | 0.00           | 384,404.80       | 0.00           |
| 2120100 Employer Contributions to Compulsory National Social Security Schemes | 2,037,500.00      | 0.00           | 384,404.80       | 0.00           |
| 2120000 Social Contributions  | 2,037,500.00      | 0.00           | 384,404.80       | 0.00           |
| 2210101 Electricity   | 610,758,181.90    | 0.00           | 104,054,301.50   | 0.00           |
| 2210102 Water and Sewerage Charges  | 34,447,219.55     | 0.00           | 43,235,666.60    | 0.00           |
| 2210103 Gas expenses  | 518,100.00        | 0.00           | 496,075.00       | 0.00           |
| 2210104 Electricity expenses(Pending Bills)                                   | 17,251,766.00     | 0.00           | 0.00             | 0.00           |
| 2210106 Utilities, Supplies- Other (  | 73,255.00         | 0.00           | 0.00             | 0.00           |
| 2210100 Utilities, Supplies and Services                                      | 663,046,522.45    | 0.00           | 147,776,045.10   | 0.00           |
| 2210201 Telephone, Telex, Facsimile and Mobile Phone Services                 | 93,724,856.55     | 0.00           | 104,479,353.10   | 0.00           |
| 2210202 Internet Connections  | 10,556,317.15     | 0.00           | 20,524,339.50    | 0.00           |
| 2210203 Courier & Postal Services   | 1,998,362.00      | 0.00           | 4,287,344.90     | 0.00           |
| 2210204 Leased Communication Lines  | 0.00              | 0.00           | 0.00             | 0.00           |
| 2210205 Satellite Access Services   | 56,616.00         | 0.00           | 0.00             | 0.00           |
| 2210206 Licencing fees for Communication                                      | 5,074,240.80      | 0.00           | 11,371,563.85    | 0.00           |
| 2210299 Communication, Supplies - Other                                       | 197,650.00        | 0.00           | 0.00             | 0.00           |
| 2210200 Communication, Supplies and Services                                  | 111,608,042.50    | 0.00           | 140,662,901.35   | 0.00           |
| 2210301 Travel Costs (airlines, bus, railway, mileage allowances, etc.)       | 172,935,175.40    | 0.00           | 275,789,520.75   | 0.00           |
| 2210302 Accommodation - Domestic Travel                                       | 162,126,079.85    | 0.00           | 325,674,236.40   | 0.00           |
| 2210303 Daily Subsistence Allowance   | 111,312,029.65    | 0.00           | 128,777,667.20   | 0.00           |
| 2210304 Sundry Items (e.g. airport tax, taxis, etc?)                          | 2,100,300.00      | 0.00           | 2,830,138.00     | 0.00           |
| 2210305 Shipment of Personal and Household Effects                            | 3,000.00          | 0.00           | 0.00             | 0.00           |
| 2210307 Passage & Transfer Expenses   | 103,400.00        | 0.00           | 29,400.00        | 0.00           |
| 2210308 Local Presidential Visits   | 231,795,535.00    | 0.00           | 184,012,490.65   | 0.00           |
| 2210309 Field Allowance   | 112,500.00        | 0.00           | 1,163,650.00     | 0.00           |
| 2210399 Domestic Travel and Subs. - Others                                    | 13,919,142.50     | 0.00           | 3,940,000.00     | 0.00           |
| 2210300 Domestic Travel and Subsistence, and Other Transportation Costs       | 694,407,162.40    | 0.00           | 922,217,103.00   | 0.00           |
| 2210401 Travel Costs (airlines, bus, railway, etc.)                           | 35,613,446.60     | 0.00           | 118,238,610.25   | 0.00           |
| 2210402 Accommodation   | 21,341,640.30     | 0.00           | 26,230,386.80    | 0.00           |
| 2210403 Daily Subsistence Allowance   | 8,944,587.00      | 0.00           | 47,765,663.65    | 0.00           |
| 2210404 Sundry Items (e.g. airport tax, taxis, etc?)                          | 309,300.00        | 0.00           | 51,700.00        | 0.00           |
| 2210405 Shipment of Personal and Household Effects                            | 3,000.00          | 0.00           | 0.00             | 0.00           |
| 2210407 State Visits Abroad   | 29,428,841.15     | 0.00           | 85,117,675.20    | 0.00           |
| 2210400 Foreign Travel and Subsistence, and other transportation costs        | 95,640,815.05     | 0.00           | 277,404,035.90   | 0.00           |
| 2210501 International News Services   | 1,175,194.40      | 0.00           | 10,424,884.00    | 0.00           |
| 2210502 Publishing & Printing Services  | 66,566,232.00     | 0.00           | 42,097,832.40    | 0.00           |
| 2210503 Subscriptions to Newspapers, Magazines and Periodicals                | 9,366,309.40      | 0.00           | 19,741,263.50    | 0.00           |
| 2210504 Advertising, Awareness and Publicity Campaigns                        | 67,927,706.95     | 0.00           | 34,211,479.00    | 0.00           |
| 2210505 Trade Shows and Exhibitions   | 51,000.00         | 0.00           | 504,202.00       | 0.00           |
| 2210599 Printing, Advertising - Other   | 0.00              | 0.00           | 10,999,998.00    | 0.00           |
| 2210500 Printing, Advertising and Information Supplies and Services           | 165,086,444.75    | 0.00           | 117,979,658.90   | 0.00           |
| 2210601 Rent of Vehicles  | 50,625,592.50     | 0.00           | 66,344,077.20    | 0.00           |
| 2210603 Rents and Rates - Non-Residential                                     | 162,525,107.10    | 0.00           | 189,588,564.40   | 0.00           |
| 2210604 Hire of Transport, Equipment  | 51,126,676.30     | 0.00           | 176,639,331.80   | 0.00           |
| 2210606 Hire of Equipment, Plant and Machinery                                | 23,759,005.60     | 0.00           | 644,890.00       | 0.00           |
| 2210600 Rentals of Produced Assets  | 288,036,383.50    | 0.00           | 433,616,863.40   | 0.00           |
| 2210701 Travel Allowance  | 95,915,647.00     | 0.00           | 11,372,180.00    | 0.00           |
| 2210702 Remuneration of Instructors and Contract Based Training Services      | 479,814.60        | 0.00           | 732,550.00       | 0.00           |
| 2210703 Production and Printing of Training Materials                         | 0.00              | 0.00           | 0.00             | 0.00           |

| Account No and Description   | Current Period   |                | Previous period  |                |
|--|------------------|----------------|------------------|----------------|
|  | Debit Balance    | Credit Balance | Debit Balance    | Credit Balance |
| 2210704 Hire of Training Facilities and Equipment                                    | 20,624,695.70    | 0.00           | 6,177,699.60     | 0.00           |
| 2210706 Book Allowance   | 223,675.00       | 0.00           | 952,613.00       | 0.00           |
| 2210707 Project Allowance  | 205,505.00       | 0.00           | 543,609.90       | 0.00           |
| 2210708 Trainer Allowance  | 97,440.00        | 0.00           | 0.00             | 0.00           |
| 2210710 Accommodation Allowance  | 183,300.00       | 0.00           | 90,020.00        | 0.00           |
| 2210711 Tuition Fees Allowance   | 6,517,719.40     | 0.00           | 14,434,050.50    | 0.00           |
| 2210799 Training Expenses - Other (Bud   | 25,963,257.20    | 0.00           | 411,199.80       | 0.00           |
| 2210700 Training Expenses  | 156,210,453.90   | 0.00           | 34,713,622.80    | 0.00           |
| 2210801 Catering Services (receptions), Accommodation, Gifts, Food and Drinks        | 257,379,686.25   | 0.00           | 493,160,476.50   | 0.00           |
| 2210802 Boards, Committees, Conferences and Seminars                                 | 525,293,124.05   | 0.00           | 731,790,102.16   | 0.00           |
| 2210803 State Hospitality Costs  | 179,468,282.45   | 0.00           | 189,303,500.40   | 0.00           |
| 2210805 National Celebrations  | 178,909,536.60   | 0.00           | 162,507,244.30   | 0.00           |
| 2210806 Expenses of President's Household  | 137,945,094.00   | 0.00           | 150,764,785.80   | 0.00           |
| 2210807 Medals, Awards and Honors  | 18,999,999.90    | 0.00           | 9,673,000.00     | 0.00           |
| 2210808 Purchase of Coffins  | 2,280,700.00     | 0.00           | 50,000.00        | 0.00           |
| 2210899 Hospitality Supplies - other (   | 1,710,000.00     | 0.00           | 4,702,596.00     | 0.00           |
| 2210800 Hospitality Supplies and Servi   | 1,301,986,423.25 | 0.00           | 1,742,151,705.15 | 0.00           |
| 2210905 Aircraft, Boats and Other Transport Equipment Insurance                      | 9,406,130.00     | 0.00           | 8,269,800.00     | 0.00           |
| 2210910 Medical Insurance  | 135,256,120.00   | 0.00           | 115,243,007.00   | 0.00           |
| 2210900 Insurance Costs  | 144,662,250.00   | 0.00           | 123,512,607.00   | 0.00           |
| 2211001 Medical Drugs  | 227,879,467.85   | 0.00           | 95,578,024.35    | 0.00           |
| 2211002 Dressings and Other Non-Pharmaceutical Medical Items                         | 424,511,082.55   | 0.00           | 18,672,560.00    | 0.00           |
| 2211004 Fungicides, Insecticides and Sprays  | 21,056,261.50    | 0.00           | 3,374,256.35     | 0.00           |
| 2211006 Purchase of Workshop Tools, Spares and Small Equipment                       | 10,079,739.00    | 0.00           | 7,126,864.20     | 0.00           |
| 2211007 Agricultural Materials, Supplies and Small Equipment                         | 3,550,681.90     | 0.00           | 3,993,939.00     | 0.00           |
| 2211008 Laboratory Materials, Supplies and Small Equipment                           | 89,537,749.30    | 0.00           | 98,895,100.00    | 0.00           |
| 2211009 Education and Library Supplies   | 3,676,084.00     | 0.00           | 10,680,662.35    | 0.00           |
| 2211010 Supplies for Broadcasting and Information Services                           | 270,700.00       | 0.00           | 528,485.00       | 0.00           |
| 2211011 Purchase/Production of Photographic and Audio-Visual Materials               | 112,030.00       | 0.00           | 4,559,219.00     | 0.00           |
| 2211015 Foods and Rations  | 2,850,125.00     | 0.00           | 0.00             | 0.00           |
| 2211016 Purchase of Uniforms and Clothing - Staff                                    | 54,064,207.10    | 0.00           | 4,904,081.75     | 0.00           |
| 2211021 Purchase of Bedding and Linen  | 23,749,960.00    | 0.00           | 0.00             | 0.00           |
| 2211023 Supplies for Production  | 10,909,386.00    | 0.00           | 9,904,920.00     | 0.00           |
| 2211028 Purchase of X-Rays Supplies  | 19,716,000.00    | 0.00           | 0.00             | 0.00           |
| 2211031 Specialised Materials - Other  | 245,146,482.00   | 0.00           | 993,780.00       | 0.00           |
| 2211000 Specialised Materials and Supp   | 1,137,109,926.20 | 0.00           | 259,211,892.00   | 0.00           |
| 2211101 General Office Supplies (papers, pencils, forms, small office equipment etc) | 86,436,639.25    | 0.00           | 87,368,057.30    | 0.00           |
| 2211102 Supplies and Accessories for Computers and Printers                          | 42,789,084.65    | 0.00           | 37,714,602.90    | 0.00           |
| 2211103 Sanitary and Cleaning Materials, Supplies and Services                       | 104,766,159.20   | 0.00           | 11,259,846.50    | 0.00           |
| 2211199 Office and General Supplies -  | 11,769,615.00    | 0.00           | 12,269,000.00    | 0.00           |
| 2211100 Office and General Supplies and Services                                     | 245,761,498.10   | 0.00           | 148,611,506.70   | 0.00           |
| 2211201 Refined Fuels and Lubricants for Transport                                   | 223,507,232.25   | 0.00           | 223,699,235.10   | 0.00           |
| 2211202 Refined Fuels and Lubricants for Production                                  | 85,700.00        | 0.00           | 240,000.00       | 0.00           |
| 2211203 Refined Fuels and Lubricants -- Other  | 2,548,690.00     | 0.00           | 7,288,040.00     | 0.00           |
| 2211204 Other Fuels (wood, charcoal, cooking gas etc?)                               | 2,886,650.00     | 0.00           | 0.00             | 0.00           |
| 2211299 Fuel Oil and Lubricants - Othe   | 4,000,000.00     | 0.00           | 53,085,520.00    | 0.00           |
| 2211200 Fuel Oil and Lubricants  | 233,028,272.25   | 0.00           | 284,312,795.10   | 0.00           |
| 2211301 Bank Service Commission and Charges  | 500,000.00       | 0.00           | 50,000.00        | 0.00           |
| 2211305 Contracted Guards and Cleaning Services                                      | 1,085,903,769.65 | 0.00           | 34,483,626.80    | 0.00           |
| 2211306 Membership Fees, Dues and Subscriptions to Professional and Trade Bodies     | 1,651,400.00     | 0.00           | 1,319,860.00     | 0.00           |
| 2211308 Legal Dues/fees, Arbitration and Compensation Payments                       | 0.00             | 0.00           | 0.00             | 0.00           |
| 2211310 Contracted Professional Services   | 102,365,551.25   | 0.00           | 733,953,676.65   | 0.00           |
| 2211311 Contracted Technical Services  | 15,730,496.65    | 0.00           | 47,318,128.40    | 0.00           |
| 2211312 Confidential Expenditures  | 2,936,736,691.25 | 0.00           | 2,298,326,250.00 | 0.00           |



| Account No and Description   | Current Period    |                | Previous period  |                |
|--|-------------------|----------------|------------------|----------------|
|  | Debit Balance     | Credit Balance | Debit Balance    | Credit Balance |
| 2211313 Security Operations  | 457,465.061.00    | 0.00           | 457,465.061.00   | 0.00           |
| 2211320 Temporary Committee Expenses   | 21,613,180.80     | 0.00           | 40,176,105.00    | 0.00           |
| 2211321 Parking charges  | 4,254,978.35      | 0.00           | 4,254,978.35     | 0.00           |
| 2211323 Laundry Expenses   | 347,733.00        | 0.00           | 349,600.00       | 0.00           |
| 2211329 HIV AIDS Secretariat workplace Policy Development                    | 0.00              | 0.00           | 0.00             | 0.00           |
| 2211399 Other Operating Expenses - Oth                                       | 161,874,262.35    | 0.00           | 47,401,810.00    | 0.00           |
| 2211300 Other Operating Expenses   | 4,783,445,128.30  | 0.00           | 3,720,067,144.15 | 0.00           |
| 2210000 Goods and Services   | 10,020,033,322.65 | 0.00           | 8,352,238,280.55 | 0.00           |
| 2220101 Maintenance Expenses - Motor Vehicles                                | 173,976,695.10    | 0.00           | 188,806,239.00   | 0.00           |
| 2220102 Maintenance Expenses - Aircraft                                      | 697,500.00        | 0.00           | 9,893,353.00     | 0.00           |
| 2220105 Routine Maintenance - Vehicles                                       | 33,644,953.45     | 0.00           | 26,967,369.25    | 0.00           |
| 2220100 Routine Maintenance - Vehicles                                       | 208,319,148.55    | 0.00           | 225,666,961.25   | 0.00           |
| 2220201 Maintenance of Plant, Machinery and Equipment (including lifts)      | 35,781,511.45     | 0.00           | 21,110,687.60    | 0.00           |
| 2220202 Maintenance of Office Furniture and Equipment                        | 9,362,608.95      | 0.00           | 15,152,627.85    | 0.00           |
| 2220203 Maintenance of Medical and Dental Equipment                          | 6,700,000.00      | 0.00           | 0.00             | 0.00           |
| 2220204 Maintenance of Buildings -- Residential                              | 42,143,213.80     | 0.00           | 13,324,715.30    | 0.00           |
| 2220205 Maintenance of Buildings and Stations -- Non-Residential             | 107,662,945.75    | 0.00           | 21,809,855.30    | 0.00           |
| 2220206 Maintenance of Civil Works   | 1,773,365,427.35  | 0.00           | 0.00             | 0.00           |
| 2220207 Maintenance of Roads, Ports and Jetties                              | 590,600,359.95    | 0.00           | 0.00             | 0.00           |
| 2220209 Minor Alterations to Buildings and Civil Works                       | 1,603,140.00      | 0.00           | 0.00             | 0.00           |
| 2220210 Maintenance of Computers, Software, and Networks                     | 4,136,254.20      | 0.00           | 11,815,907.45    | 0.00           |
| 2220212 Maintenance of Communications Equipment                              | 564,254.00        | 0.00           | 1,335,695.00     | 0.00           |
| 2220299 Routine Maintenance - Other As                                       | 105,625,813.20    | 0.00           | 0.00             | 0.00           |
| 2220200 Routine Maintenance - Other Assets                                   | 2,677,667,728.65  | 0.00           | 84,549,488.50    | 0.00           |
| 2220000 Routine Maintenance  | 2,885,986,877.20  | 0.00           | 310,216,449.75   | 0.00           |
| 2630101 Current Grants to Semi-Autonomous Government Agencies                | 0.00              | 0.00           | 0.00             | 0.00           |
| 2630100 Current Grants to Government Agencies and other Levels of Government | 0.00              | 0.00           | 0.00             | 0.00           |
| 2630203 Capital Grants to Other levels of government                         | 0.00              | 0.00           | 100,500,000.00   | 0.00           |
| 2630200 Capital Grants to Government Agencies and other Levels of Government | 0.00              | 0.00           | 100,500,000.00   | 0.00           |
| 2630000 Grants & Transfer To Other Govt. Units                               | 0.00              | 0.00           | 100,500,000.00   | 0.00           |
| 2640101 Scholarships and other Educational Benefits - Secondary Education    | 0.00              | 0.00           | 82,395,050.00    | 0.00           |
| 2640100 Scholarships and other Educational Benefits                          | 0.00              | 0.00           | 82,395,050.00    | 0.00           |
| 2640503 Other Capital Grants and Trans                                       | 200,000,000.00    | 0.00           | 150,000,000.00   | 0.00           |
| 2640500 Other Capital Grants and Trans                                       | 200,000,000.00    | 0.00           | 150,000,000.00   | 0.00           |
| 2640000 Other Transfers and Emergency Relief                                 | 200,000,000.00    | 0.00           | 232,395,050.00   | 0.00           |
| 2710102 Gratuity - Civil Servants  | 276,340,798.55    | 0.00           | 80,772,008.60    | 0.00           |
| 2710100 Government Pension and Retirement Benefits                           | 276,340,798.55    | 0.00           | 80,772,008.60    | 0.00           |
| 2710000 Social Security Benefits   | 276,340,798.55    | 0.00           | 80,772,008.60    | 0.00           |
| 3110102 Purchase of Non-Residential Buildings                                | 720,750,000.00    | 0.00           | 0.00             | 0.00           |
| 3110100 Purchase of Buildings  | 720,750,000.00    | 0.00           | 0.00             | 0.00           |
| 3110201 Residential Buildings (including hostels)                            | 0.00              | 0.00           | 0.00             | 0.00           |
| 3110202 Non-Residential Buildings (offices, schools, hospitals, etc.)        | 13,813,694.90     | 0.00           | 0.00             | 0.00           |
| 3110299 Construction of Buildings - Ot                                       | 4,626,664.00      | 0.00           | 0.00             | 0.00           |
| 3110200 Construction of Building   | 18,440,378.90     | 0.00           | 0.00             | 0.00           |
| 3110301 Refurbishment of Residential Buildings                               | 19,837,892.95     | 0.00           | 36,214,572.20    | 0.00           |
| 3110302 Refurbishment of Non-Residential Buildings                           | 74,418,452.95     | 0.00           | 125,150,965.75   | 0.00           |
| 3110399 Refurbishment of Builds - Oth  | 5,002,949.40      | 0.00           | 3,249,076.00     | 0.00           |
| 3110300 Refurbishment of Buildings   | 99,259,295.30     | 0.00           | 164,614,547.95   | 0.00           |
| 3110402 Access Roads   | 52,214,815.00     | 0.00           | 0.00             | 0.00           |
| 3110400 Construction of Roads  | 52,214,815.00     | 0.00           | 0.00             | 0.00           |
| 3110501 Bridges  | 26,263,990.00     | 0.00           | 0.00             | 0.00           |
| 3110502 Water Supplies and Sewerage  | 12,480,310.00     | 0.00           | 0.00             | 0.00           |



| Account No and Description   | Current Period   |                | Previous period  |                |
|--|------------------|----------------|------------------|----------------|
|  | Debit Balance    | Credit Balance | Debit Balance    | Credit Balance |
| 3110504 Other Infrastructure and Civil Works   | 2,029,169,933.10 | 0.00           | 51,389,821.00    | 0.00           |
| 3110599 Other Infrastructure and Civil Works   | 729,374,232.25   | 0.00           | 246,966,340.15   | 0.00           |
| 3110500 Construction and Civil Works   | 2,797,306,465.35 | 0.00           | 298,256,161.15   | 0.00           |
| 3110601 Overhaul of Roads and Bridges  | 6,323,446.00     | 0.00           | 0.00             | 0.00           |
| 3110604 Overhaul of Other Infrastructure and Civil Works                                   | 0.00             | 0.00           | 137,739,420.00   | 0.00           |
| 3110699 Overhaul of Other Infrastructure and Civil Works                                   | 4,274,520.00     | 0.00           | 0.00             | 0.00           |
| 3110600 Overhaul and Refurbishment of Construction and Civil Works                         | 10,597,966.00    | 0.00           | 137,739,420.00   | 0.00           |
| 3110701 Purchase of Motor Vehicles   | 249,507,549.65   | 0.00           | 355,977,316.95   | 0.00           |
| 3110705 Purchase of Trucks and Trailers  | 0.00             | 0.00           | 0.00             | 0.00           |
| 3110707 Purchase of Ambulances   | 20,146,655.25    | 0.00           | 0.00             | 0.00           |
| 3110700 Purchase of Vehicles and Other Transport Equipment                                 | 269,654,204.90   | 0.00           | 355,977,316.95   | 0.00           |
| 3110801 Overhaul of Vehicles   | 15,736,860.70    | 0.00           | 36,260,551.95    | 0.00           |
| 3110800 Overhaul of Vehicles and Other Transport Equipment                                 | 15,736,860.70    | 0.00           | 36,260,551.95    | 0.00           |
| 3110901 Purchase of Household and Institutional Furniture and Fittings                     | 15,967,699.50    | 0.00           | 86,026,003.45    | 0.00           |
| 3110902 Purchase of Household and Institutional Appliances                                 | 1,539,216.50     | 0.00           | 4,934,945.00     | 0.00           |
| 3110900 Purchase of Household Furniture and Institutional Equipment                        | 17,507,116.00    | 0.00           | 90,960,948.45    | 0.00           |
| 3111001 Purchase of Office Furniture and Fittings  | 33,333,106.60    | 0.00           | 71,773,600.20    | 0.00           |
| 3111002 Purchase of Computers, Printers and other IT Equipment                             | 46,625,673.00    | 0.00           | 6,349,946.00     | 0.00           |
| 3111003 Purchase of Airconditioners, Fans and Heating Appliances                           | 0.00             | 0.00           | 0.00             | 0.00           |
| 3111004 Purchase of Exchanges and other Communications Equipment                           | 0.00             | 0.00           | 0.00             | 0.00           |
| 3111005 Purchase of Photocopiers   | 0.00             | 0.00           | 0.00             | 0.00           |
| 3111009 Purchase of other Office Equipment   | 15,261,090.75    | 0.00           | 17,448,131.45    | 0.00           |
| 3111099 Purch. of Office Furn. & Gen. - Other (Budget)                                     | 0.00             | 0.00           | 4,991,650.00     | 0.00           |
| 3111000 Purchase of Office Furniture and General Equipment                                 | 97,215,870.35    | 0.00           | 100,563,527.65   | 0.00           |
| 3111101 Purchase of Medical and Dental Equipment   | 412,161,606.40   | 0.00           | 0.00             | 0.00           |
| 3111103 Purchase of Agricultural Machinery and Equipment                                   | 0.00             | 0.00           | 0.00             | 0.00           |
| 3111104 Purchase of Instrumentation and Calibration Equipment                              | 4,880,000.00     | 0.00           | 9,524,190.00     | 0.00           |
| 3111107 Purchase of Laboratory Equipment   | 74,030,287.15    | 0.00           | 0.00             | 0.00           |
| 3111108 Purchase of Police and Security Equipment  | 0.00             | 0.00           | 0.00             | 0.00           |
| 3111111 Purchase of ICT Networking and Communication Equipment                             | 13,135,509.75    | 0.00           | 0.00             | 0.00           |
| 3111112 Purchase of Software   | 0.00             | 0.00           | 1,514,627.20     | 0.00           |
| 3111114 Purchase of Survey Equipment   | 4,952,000.00     | 0.00           | 44,394,060.00    | 0.00           |
| 3111120 Purch. of Specialised Plant. -   | 109,526,100.60   | 0.00           | 35,215,256.95    | 0.00           |
| 3111100 Purchase of Specialised Plant, Equipment and Machinery                             | 618,685,503.90   | 0.00           | 90,648,136.15    | 0.00           |
| 3111201 Overhaul of Plant, Machinery and Equipment   | 602,000.00       | 0.00           | 2,743,365.00     | 0.00           |
| 3111200 Rehabilitation and Renovation of Plant, Machinery and Equipment                    | 602,000.00       | 0.00           | 2,743,365.00     | 0.00           |
| 3111305 Purchase of tree seeds and seedlings   | 40,884,900.00    | 0.00           | 0.00             | 0.00           |
| 3111300 Purchase of Certified Seeds, Breeding Stock and Live Animals                       | 40,884,900.00    | 0.00           | 0.00             | 0.00           |
| 3111401 Pre-feasibility, Feasibility and Appraisal Studies                                 | 62,602,870.25    | 0.00           | 0.00             | 0.00           |
| 3111402 Engineering and Design Plans   | 486,976,761.00   | 0.00           | 0.00             | 0.00           |
| 3111403 Research   | 0.00             | 0.00           | 0.00             | 0.00           |
| 3111499 Research, Feasibility Studies  | 4,577,500.00     | 0.00           | 0.00             | 0.00           |
| 3111400 Research, Feasibility Studies, Project Preparation and Design, Project Supervision | 554,157,131.25   | 0.00           | 0.00             | 0.00           |
| 3111501 Bridges  | 286,253,267.05   | 0.00           | 0.00             | 0.00           |
| 3111502 Water Supplies and Sewerage  | 21,881,910.00    | 0.00           | 94,922,050.00    | 0.00           |
| 3111504 Other Infrastructure and Civil Works   | 640,099,563.25   | 0.00           | 36,819,429.70    | 0.00           |
| 3111500 Rehabilitation of Civil Works  | 948,234,760.30   | 0.00           | 131,741,479.70   | 0.00           |
| 3110000 Acquisition of Fixed Capital Assets  | 6,261,255,267.95 | 0.00           | 1,409,605,454.95 | 0.00           |
| 3130101 Acquisition of Land  | 0.00             | 0.00           | 0.00             | 0.00           |
| 3130100 Acquisition of Land  | 0.00             | 0.00           | 0.00             | 0.00           |
| 3130201 Acquisition of Sub Soil Deposits/Assets  | 4,806,000.00     | 0.00           | 0.00             | 0.00           |

| Account No and Description   | Current Period |                | Previous period |                |
|--|----------------|----------------|-----------------|----------------|
|  | Debit Balance  | Credit Balance | Debit Balance   | Credit Balance |
| 3130200 Acquisition of Other Intangible Assets   | 4,800,000.00   | 0.00           | 0.00            | 0.00           |
| 3130000 Acquisition of Land and Intangible Assets                                      | 4,800,000.00   | 0.00           | 0.00            | 0.00           |
| 3510501 Sale of Motor Vehicles   | 0.00           | 1,173,150.00   | 0.00            | 2,437,000.00   |
| 3510500 Receipts from the Sale of Vehicles and Transport Equipment - Paid to Exchequer | 0.00           | 1,173,150.00   | 0.00            | 2,437,000.00   |
| 3510601 Sale of Motor Vehicles   | 0.00           | 0.00           | 0.00            | 0.00           |
| 3510600 Receipts from the Sale of Vehicles and Transport Equipment                     | 0.00           | 0.00           | 0.00            | 0.00           |
| 3510803 Receipts from the Sale of Office and General Equipment                         | 0.00           | 0.00           | 0.00            | 0.00           |
| 3510800 Receipts from the Sale Plant Machinery and Equipment                           | 0.00           | 0.00           | 0.00            | 0.00           |
| 3510000 Receipts from the Sale of Fixed Assets   | 0.00           | 1,173,150.00   | 0.00            | 2,437,000.00   |
| 3520203 Sale of Non-Capital Goods  | 0.00           | 0.00           | 0.00            | 63,000.00      |
| 3520200 Receipts from the Sale of Other Inventories, Stocks, and Commodities           | 0.00           | 0.00           | 0.00            | 63,000.00      |
| 3520000 Receipts from Sales of Inventories   | 0.00           | 0.00           | 0.00            | 63,000.00      |
| 4540106 Reimbursement within Central Government  | 0.00           | 59,825,970.00  | 0.00            | 16,830,000.00  |
| 4540100 Reimbursements and Refund  | 0.00           | 59,825,970.00  | 0.00            | 16,830,000.00  |
| 4540000 Reimbursements and Refunds   | 0.00           | 59,825,970.00  | 0.00            | 16,830,000.00  |
| 6530101 Ministry HQ Recurrent Bank A/C   | 1,839,353.00   | 0.00           | 1,123,157.00    | 0.00           |
| 6530100 Recurrent Bank Accounts  | 1,839,353.00   | 0.00           | 1,123,157.00    | 0.00           |
| 6530000 Recurrent Bank Accounts  | 1,839,353.00   | 0.00           | 1,123,157.00    | 0.00           |
| 6540101 Ministry HQ Development Bank A   | 4,716,040.00   | 0.00           | 128,505,859.00  | 0.00           |
| 6540115 Technical Assistance to Enhance the capacity of President Delivery Unit        | 0.00           | 0.00           | 17,271,123.00   | 0.00           |
| 6540100 Development Bank Accounts  | 4,716,040.00   | 0.00           | 145,776,992.00  | 0.00           |
| 6540000 Development Bank Accounts  | 4,716,040.00   | 0.00           | 145,776,992.00  | 0.00           |
| 6550101 Ministry HQ Deposit Bank A/C   | 104,090,532.00 | 0.00           | 28,996,234.95   | 0.00           |
| 6550100 Deposit Bank Accounts  | 104,090,532.00 | 0.00           | 28,996,234.95   | 0.00           |
| 6550000 Deposit Bank Account   | 104,090,532.00 | 0.00           | 28,996,234.95   | 0.00           |
| 6580101 Cash   | 14,116,293.00  | 0.00           | 27,913,071.00   | 0.00           |
| 6580103 Cash in Other Bank (for Missio   | 0.00           | 0.00           | 0.00            | 0.00           |
| 6580104 Cash in Transit  | 0.00           | 0.00           | 0.00            | 0.00           |
| 6580100 Cash in Hand   | 14,116,293.00  | 0.00           | 27,913,071.00   | 0.00           |
| 6580000 Cash in Hand   | 14,116,293.00  | 0.00           | 27,913,071.00   | 0.00           |
| 6590101 Missions' Bank Accounts  | 0.00           | 0.00           | 0.00            | 0.00           |
| 6590100 Foreign Bank Accounts  | 0.00           | 0.00           | 0.00            | 0.00           |
| 6590000 Foreign Currency and Foreign D   | 0.00           | 0.00           | 0.00            | 0.00           |
| 6710101 Staff Loans - General  | 0.00           | 0.00           | 0.00            | 0.00           |
| 6710102 Salary Paid in Advance   | 0.00           | 0.00           | 0.00            | 0.00           |
| 6710103 Salary advance   | 2,449,477.00   | 0.00           | 2,489,238.10    | 0.00           |
| 6710100 Debtors & Advances - Employees   | 2,449,477.00   | 0.00           | 2,489,238.10    | 0.00           |
| 6710000 Domestic Debtors & Advances  | 2,449,477.00   | 0.00           | 2,489,238.10    | 0.00           |
| 6730101 Advances - Overseas Government   | 0.00           | 0.00           | 0.00            | 0.00           |
| 6730100 Debtors & Advances - O'Seas Go   | 0.00           | 0.00           | 0.00            | 0.00           |
| 6730000 Foreign Debtors & Advances   | 0.00           | 0.00           | 0.00            | 0.00           |
| 6740101 Prepayment   | 0.00           | 0.00           | 0.00            | 0.00           |
| 6740102 R/D Cheques  | 0.00           | 0.00           | 0.00            | 0.00           |
| 6740103 Loss of Cash   | 0.00           | 0.00           | 0.00            | 0.00           |
| 6740100 Other Debtors & Pre-payments   | 0.00           | 0.00           | 0.00            | 0.00           |
| 6740000 Other Debtors & Pre-payments   | 0.00           | 0.00           | 0.00            | 0.00           |
| 6760101 Standing Imprests  | 0.00           | 0.00           | 0.00            | 0.00           |
| 6760102 Special Imprests   | 0.00           | 0.00           | 0.00            | 0.00           |
| 6760103 Temporary Imprests   | 0.00           | 0.00           | 0.00            | 0.00           |
| 6760100 Imprests   | 0.00           | 0.00           | 0.00            | 0.00           |
| 6760000 Government Imprests  | 0.00           | 0.00           | 0.00            | 0.00           |
| 6770101 Inter-Ministerial Agency A/C   | 0.00           | 0.00           | 0.00            | 0.00           |
| 6770100 Ministerial Agency Accounts  | 0.00           | 0.00           | 0.00            | 0.00           |
| 6770000 Agency Accounts  | 0.00           | 0.00           | 0.00            | 0.00           |
| 6780101 General Suspense A/C   | 0.00           | 0.00           | 0.00            | 0.00           |
| 6780103 District Suspense A/c  | 0.00           | 0.00           | 0.00            | 0.00           |
| 6780106 PMG Reimbursement Susp. A/c  | 0.00           | 0.00           | 0.00            | 0.00           |
| 6780111 Salary Advance Recovery  | 0.00           | 0.00           | 0.00            | 0.00           |
| 6780100 Suspense & Clearance Account   | 0.00           | 0.00           | 0.00            | 0.00           |
| 6780000 Suspense & Clearance Account   | 0.00           | 0.00           | 0.00            | 0.00           |
| 6790102 Receiving Inventory A/C  | 0.00           | 0.00           | 0.00            | 0.00           |
| 6790100 Other Current System A/cs  | 0.00           | 0.00           | 0.00            | 0.00           |
| 6790000 Other Current Assets (System r   | 0.00           | 0.00           | 0.00            | 0.00           |
| 7210101 Bank Overdrafts  | 0.00           | 0.00           | 0.00            | 0.00           |
| 7210100 Bank Overdrafts  | 0.00           | 0.00           | 0.00            | 0.00           |
| 7210000  | 0.00           | 0.00           | 0.00            | 0.00           |
| 7310101 General Deposits   | 0.00           | 0.00           | 0.00            | 0.00           |
| 7310107 10% Retention Money  | 0.00           | 0.00           | 0.00            | 0.00           |



| Account No and Description   | Current Period   |                   | Previous period  |                   |
|--|------------------|-------------------|------------------|-------------------|
|  | Debit Balance    | Credit Balance    | Debit Balance    | Credit Balance    |
| 7310100 General Deposits Items                                       | 0.00             | 0.00              | 0.00             | 0.00              |
| 7310000 Deposits   | 0.00             | 0.00              | 0.00             | 0.00              |
| 7320001 PAYE   | 0.00             | 0.00              | 0.00             | 0.00              |
| 7320002 NHIF   | 0.00             | 0.00              | 0.00             | 0.00              |
| 7320003 House Rent   | 0.00             | 0.00              | 0.00             | 0.00              |
| 7320006 NSSF   | 0.00             | 0.00              | 0.00             | 0.00              |
| 7320007 Co-operatives  | 0.00             | 0.00              | 0.00             | 0.00              |
| 7320008 Insurances   | 0.00             | 0.00              | 0.00             | 0.00              |
| 7320009 Hire Purchases   | 0.00             | 0.00              | 0.00             | 0.00              |
| 7320010 Court Attachments  | 0.00             | 0.00              | 0.00             | 0.00              |
| 7320011 WCPs   | 0.00             | 0.00              | 0.00             | 0.00              |
| 7320012 Staff Welfare Associations                                   | 0.00             | 0.00              | 0.00             | 0.00              |
| 7320013 HELB Deductions  | 0.00             | 0.00              | 0.00             | 0.00              |
| 7320014 Union Dues   | 0.00             | 0.00              | 0.00             | 0.00              |
| 7320015 Save As You Earn (SAYE)                                      | 0.00             | 0.00              | 0.00             | 0.00              |
| 7320016 Mortgages  | 0.00             | 0.00              | 0.00             | 0.00              |
| 7320017 Govt. Liability Attachments                                  | 0.00             | 0.00              | 0.00             | 0.00              |
| 7320018 Salary Control Account                                       | 0.00             | 0.00              | 0.00             | 0.00              |
| 7320019 RTD Salary - held for officer                                | 0.00             | 0.00              | 0.00             | 0.00              |
| 7320000 Other Liabilities  | 0.00             | 0.00              | 0.00             | 0.00              |
| 7320101 PAYE   | 0.00             | 0.00              | 0.00             | 0.00              |
| 7320102 NHIF   | 0.00             | 0.00              | 0.00             | 0.00              |
| 7320103 House Rent   | 0.00             | 0.00              | 0.00             | 0.00              |
| 7320106 NSSF   | 0.00             | 0.00              | 0.00             | 0.00              |
| 7320107 Co-operatives  | 0.00             | 0.00              | 0.00             | 0.00              |
| 7320108 Insurances   | 0.00             | 0.00              | 0.00             | 0.00              |
| 7320109 Hire Purchases   | 0.00             | 0.00              | 0.00             | 0.00              |
| 7320110 Court Attachments  | 0.00             | 0.00              | 0.00             | 0.00              |
| 7320111 WCPs   | 0.00             | 0.00              | 0.00             | 0.00              |
| 7320112 Staff Welfare Associations                                   | 0.00             | 0.00              | 0.00             | 0.00              |
| 7320113 HELB Deductions  | 0.00             | 0.00              | 0.00             | 0.00              |
| 7320114 Union Dues   | 0.00             | 0.00              | 0.00             | 0.00              |
| 7320115 Save As You Earn (SAYE)                                      | 0.00             | 0.00              | 0.00             | 0.00              |
| 7320116 Mortgages / Bank Loans                                       | 0.00             | 0.00              | 0.00             | 0.00              |
| 7320117 Govt. Liability Attachments                                  | 0.00             | 0.00              | 0.00             | 0.00              |
| 7320118 Provident Fund   | 0.00             | 0.00              | 0.00             | 0.00              |
| 7320119 RTD Salary - held for officer                                | 0.00             | 0.00              | 0.00             | 0.00              |
| 7320120 Staff Contribution   | 0.00             | 0.00              | 0.00             | 0.00              |
| 7320121 Salary Overpayment Refunds                                   | 0.00             | 0.00              | 0.00             | 0.00              |
| 7320123 Civil Service Housing Fund                                   | 0.00             | 0.00              | 0.00             | 0.00              |
| 7320124 3% Commission on Deductions                                  | 0.00             | 0.00              | 0.00             | 0.00              |
| 7320126 Employee Contribution to PSSS                                | 0.00             | 0.00              | 0.00             | 0.00              |
| 7320199 Salary Control Account                                       | 0.00             | 0.00              | 0.00             | 0.00              |
| 7320100 Salary Deductions  | 0.00             | 0.00              | 0.00             | 0.00              |
| 7320201 Contractors Retention Money                                  | 0.00             | 104,090,532.30    | 0.00             | 28,996,234.95     |
| 7320203 Inter Bank Transfers   | 0.00             | 0.00              | 0.00             | 0.00              |
| 7320200 Other General Liabilities                                    | 0.00             | 104,090,532.30    | 0.00             | 28,996,234.95     |
| 7320000 Other Liabilities  | 0.00             | 104,090,532.30    | 0.00             | 28,996,234.95     |
| 7380001 General Withholding Tax                                      | 0.00             | 0.00              | 0.00             | 0.00              |
| 7380000 Withholding Taxes  | 0.00             | 0.00              | 0.00             | 0.00              |
| 7380101 General Withholding Tax                                      | 0.00             | 0.00              | 0.00             | 0.00              |
| 7380102 VAT Withholding  | 0.00             | 0.00              | 0.00             | 0.00              |
| 7380103 10% Rental Withholding                                       | 0.00             | 0.00              | 0.00             | 0.00              |
| 7380100  | 0.00             | 0.00              | 0.00             | 0.00              |
| 7380000 Withholding Taxes  | 0.00             | 0.00              | 0.00             | 0.00              |
| 7390101 Inventory AP Accrual   | 0.00             | 0.00              | 0.00             | 0.00              |
| 7390103 AP Liabilities   | 391,300.00       | 0.00              | 0.00             | 0.00              |
| 7390100 System Required Liabilities                                  | 391,300.00       | 0.00              | 0.00             | 0.00              |
| 7399999 Cash Clearing A/c  | 0.00             | 391,300.00        | 0.00             | 0.00              |
| 7399900  | 0.00             | 391,300.00        | 0.00             | 0.00              |
| 7390000 System Required Liabilities A/cs                             | 391,300.00       | 391,300.00        | 0.00             | 0.00              |
| 9910101 Provision for Encumbrance                                    | 7,262,131,469.70 | 0.00              | 7,087,583,818.30 | 0.00              |
| 9910100 General Provisions   | 7,262,131,469.70 | 0.00              | 7,087,583,818.30 | 0.00              |
| 9910201 Exchequer Releases/ Provisioning Account                     | 0.00             | 78,393,577,442.00 | 0.00             | 58,121,806,511.85 |
| 9910200 Exchequer Provisions   | 0.00             | 78,393,577,442.00 | 0.00             | 58,121,806,511.85 |
| 9910301 Transfers From CRF A/C to Ministries                         | 0.00             | 0.00              | 0.00             | 0.00              |
| 9910300 County Transfers   | 0.00             | 0.00              | 0.00             | 0.00              |
| 9910000 Provisions   | 7,262,131,469.70 | 78,393,577,442.00 | 7,087,583,818.30 | 58,121,806,511.85 |
| 9990101 Opening Balance Bank   | 0.00             | 54,190,159.55     | 0.00             | 54,190,159.55     |
| 9990100 Opening Balance Bank   | 0.00             | 54,190,159.55     | 0.00             | 54,190,159.55     |
| 9990201 Opening Balance Cash   | 0.00             | 42,108.00         | 0.00             | 42,108.00         |
| 9990200 Opening Balance Cash   | 0.00             | 42,108.00         | 0.00             | 42,108.00         |
| 9990301 Opening Balance Receivables - Imprest and Clearance Accounts | 0.00             | 3,467,995.30      | 0.00             | 3,467,995.30      |
| 9990300 Opening Balance Receivables -                                | 0.00             | 3,467,995.30      | 0.00             | 3,467,995.30      |

| Account No and Description         | Current Period    |                   | Previous period   |                   |
|------------------------------------|-------------------|-------------------|-------------------|-------------------|
|                                    | Debit Balance     | Credit Balance    | Debit Balance     | Credit Balance    |
| Imprest and Clearance Accounts     |                   |                   |                   |                   |
| 9990401 Opening Balance - Deposits | 51,656,636.55     | 0.00              | 51,656,636.55     | 0.00              |
| 9990400 Opening Balance - Deposits | 51,656,636.55     | 0.00              | 51,656,636.55     | 0.00              |
| 9999998 Vote Control Account       | 0.00              | 6,407,941,450.00  | 0.00              | 6,407,941,450.00  |
| 9999999 Consolidated Fund          | 57,195,905,311.75 | 0.00              | 44,123,706,213.90 | 0.00              |
| 9999900                            | 57,195,905,311.75 | 6,407,941,450.00  | 44,123,706,213.90 | 6,407,941,450.00  |
| 9990000 Opening Balance Reserves   | 57,247,561,948.30 | 6,465,641,712.85  | 44,175,362,850.45 | 6,465,641,712.85  |
| Total                              | 94,967,143,200.05 | 95,042,143,200.05 | 64,636,630,652.65 | 64,711,630,652.65 |

The Statement has been prepared, reviewed and approved by the following:

Prepared By: \_\_\_\_\_

Date: \_\_\_\_\_

Reviewed By: \_\_\_\_\_

Date: \_\_\_\_\_

Approved By: \_\_\_\_\_

Date: \_\_\_\_\_

REPUBLIC OF KENYA  
**BANK RECONCILIATION**

From Date : 01-JUL-20 To : 30-JUN-21

DEP-THE PRESIDENCY

Bank : Central Bank of Kenya , Branch : Haile Selassie , Account Number : 1000181947

|   |                |
|---|----------------|
| Balance as per bank certificate   | 104,090,532.30 |
| Less --   |                |
| 1. Payment in Cash Book not yet recorded in Bank Statement<br>(Unpresented Cheques) |                |
| 2. Receipts in Bank Statement not yet recorded in Cash Book                         |                |
| Add --  |                |
| 3. Payment in Bank Statement not yet recorded in Cash Book                          |                |
| 4. Receipts in Cash Book not yet Recorded in Bank Statement                         |                |
| Bank Balance as per Cash Book   | 104,090,532.30 |

Reconciled by: ..... Signature: ..... Date: .....

Reviewed by : ..... Signature: ..... Date: .....

Approved by: ..... Signature: ..... Date: .....



REPUBLIC OF KENYA  
**BANK RECONCILIATION**

From Date : 01-JUL-20 To : 30-JUN-21

UNICEF KENYA GENERATION UNLIMITED (G)


Bank : Central Bank of Kenya , Branch : Haile Selassie , Account Number : 1000455063

|   |              |
|---|--------------|
| Balance as per bank certificate   | 3,906,826.00 |
| Less --   |              |
| 1. Payment in Cash Book not yet recorded in Bank Statement<br>(Unpresented Cheques) |              |
| 2. Receipts in Bank Statement not yet recorded in Cash Book                         |              |
| Add --  |              |
| 3. Payment in Bank Statement not yet recorded in Cash Book                          |              |
| 4. Receipts in Cash Book not yet Recorded in Bank Statement                         |              |
| Bank Balance as per Cash Book   | 3,906,826.00 |

Reconciled by: ..... Signature: ..... Date: .....

Reviewed by : ..... Signature: ..... Date: .....

Approved by: ..... Signature: ..... Date: .....





REPUBLIC OF KENYA  
**BANK RECONCILIATION**

From Date : 01-JUL-20 To : 30-JUN-21

DEV-THE PRESIDENCY


Bank : Central Bank of Kenya , Branch : Haile Selassie , Account Number : 1000181583

|   |            |
|---|------------|
| Balance as per bank certificate   | 809,213.85 |
| Less --   |            |
| 1. Payment in Cash Book not yet recorded in Bank Statement<br>(Unpresented Cheques) |            |
| 2. Receipts in Bank Statement not yet recorded in Cash Book                         |            |
| Add --  |            |
| 3. Payment in Bank Statement not yet recorded in Cash Book                          |            |
| 4. Receipts in Cash Book not yet Recorded in Bank Statement                         |            |
| Bank Balance as per Cash Book   | 809,213.85 |

Reconciled by: ..... Signature: ..... Date: .....

Reviewed by : ..... Signature: ..... Date: .....

Approved by: ..... Signature: ..... Date: .....



REPUBLIC OF KENYA  
BANK RECONCILIATION

From Date : 01-JUL-20 To : 30-JUN-21

REC-THE PRESIDENCY

Bank : Central Bank of Kenya , Branch : Haile Selassie , Account Number : 1000181354

|  |              |
|--|--------------|
| Balance as per bank certificate  | 1,839,353.00 |
| Less --  |              |
| 1. Payment in Cash Book not yet recorded in Bank Statement (Unpresented Cheques) |              |
| 2. Receipts in Bank Statement not yet recorded in Cash Book                      |              |
| Add --   |              |
| 3. Payment in Bank Statement not yet recorded in Cash Book                       |              |
| 4. Receipts in Cash Book not yet Recorded in Bank Statement                      |              |
| Bank Balance as per Cash Book  | 1,839,353.00 |

Reconciled by: ..... Signature: ..... Date: .....

Reviewed by : ..... Signature: ..... Date: .....

Approved by: ..... Signature: ..... Date: .....





# STATEMENT OF RECEIPTS AND PAYMENTS

Entity: 1011-The Presidency

Current Period: JUL-20 To JUN-21

Compare With: JUL-19 To JUN-20

|  | Note | Current Period           | Previous Period          |
|--|------|--------------------------|--------------------------|
| <b>RECEIPTS</b>  |      |                          |                          |
| Tax Receipts   | 1    | 0.00                     | 0.00                     |
| Social Security Contribution                             | 2    | 0.00                     | 0.00                     |
| Proceeds from Domestic and Foreign Grants                | 3    | 0.00                     | 71,461,011.00            |
| Exchequer releases                                       | 4    | 20,271,770,930.15        | 13,030,351,065.85        |
| Transfers from Other Government Entities                 | 5    | 9,983,837,607.60         | 0.00                     |
| Proceeds from Domestic Borrowings                        | 6    | 0.00                     | 0.00                     |
| Proceeds from Foreign Borrowings                         | 7    | 0.00                     | 0.00                     |
| Proceeds from Sales of Assets                            | 8    | 1,173,150.00             | 2,500,000.00             |
| Reimbursements and Refunds                               | 9    | 59,825,970.00            | 16,830,000.00            |
| Returns of Equity Holdings                               | 10   | 0.00                     | 0.00                     |
| Other Receipts   | 11   | 33,605,485.30            | 4,395,182.00             |
| <b>TOTAL RECEIPTS</b>                                    |      | <b>30,350,213,143.05</b> | <b>13,125,537,258.85</b> |
| <b>PAYMENTS</b>  |      |                          |                          |
| Compensation of Employees                                | 12   | 10,681,430,520.70        | 2,681,658,047.00         |
| Use of goods and Services                                | 13   | 12,906,020,199.85        | 8,662,454,730.30         |
| Subsidies  | 14   | 0.00                     | 0.00                     |
| Transfers to Other Government Units                      | 15   | 200,000,000.00           | 250,500,000.00           |
| Other Grants and Transfers                               | 16   | 0.00                     | 82,395,050.00            |
| Social Security Benefits                                 | 17   | 276,340,798.55           | 80,772,008.60            |
| Acquisition of Assets                                    | 18   | 6,266,055,267.95         | 1,409,605,454.95         |
| Finance Costs, including Loan Interest                   | 19   | 0.00                     | 0.00                     |
| Repayment of Principal on Domestic and Foreign Borrowing | 20   | 0.00                     | 0.00                     |
| Other payments   | 21   | 0.00                     | 0.00                     |
| <b>TOTAL PAYMENTS</b>                                    |      | <b>30,329,846,787.05</b> | <b>13,167,385,290.85</b> |
| <b>SURPLUS/DEFICIT</b>                                   |      | <b>20,366,356.00</b>     | <b>(41,848,032.00)</b>   |

The Statement has been prepared, reviewed and approved by the following:

Prepared By: \_\_\_\_\_


Date: \_\_\_\_\_

Reviewed By: \_\_\_\_\_

Date: \_\_\_\_\_

Approved By: \_\_\_\_\_

Date: \_\_\_\_\_





# Statement of Financial Position

Entity: 1011-The Presidency

Current Period: JUL-20 To JUN-21

Compare With: JUL-19 To JUN-20

|   | Note | Current Period        | Previous Period       |
|---|------|-----------------------|-----------------------|
|   |      | Kshs                  | Kshs                  |
| <b>FINANCIAL ASSETS</b>   |      |                       |                       |
| Cash and Cash Equivalents   |      |                       |                       |
| Bank Balances   | 22A  | 110,645,925.00        | 175,896,383.95        |
| Cash Balances   | 22B  | 14,116,293.00         | - 27,913,071.00       |
| <b>Total Cash And Cash Equivalents</b>                            |      | <b>124,762,218.00</b> | <b>203,809,454.95</b> |
| Accounts Receivables - Outstanding Imprest and Clearance Accounts | 23   | 2,449,477.00          | 2,489,238.10          |
| <b>TOTAL FINANCIAL ASSETS</b>                                     |      | <b>127,211,695.00</b> | <b>206,298,693.05</b> |
| <b>Financial Liabilities</b>                                      |      |                       |                       |
| Accounts Payables - Deposits                                      | 24   | 105,943,132.30        | 30,848,834.95         |
| <b>NET FINANCIAL ASSETS</b>                                       |      | <b>21,268,562.70</b>  | <b>175,449,858.10</b> |
| <b>REPRESENTED BY</b>   |      |                       |                       |
| Fund Balance b/fwd  | 25   | 175,449,858.10        | 169,705,790.00        |
| Prior Year Adjustment   | 26   | 0.00                  | 0.00                  |
| Surplus/Deficit for the Year                                      |      | 20,366,356.00         | (41,848,032.00)       |
| <b>NET FINANCIAL POSITION</b>                                     |      | <b>195,816,214.10</b> | <b>127,857,758.00</b> |

The Statement has been prepared, reviewed and approved by the following:

Prepared By: \_\_\_\_\_

Date: \_\_\_\_\_

Reviewed By: \_\_\_\_\_

Date: \_\_\_\_\_

Approved By: \_\_\_\_\_

Date: \_\_\_\_\_







# STATEMENT OF CASH FLOW

Entity: 1011-The Presidency  
Current Period: JUL-20 To JUN-21  
Compare With: JUL-19 To JUN-20

|  | Note    | Current Period     | Previous Period    |
|--|---------|--------------------|--------------------|
|  |         | Kshs               | Kshs               |
| <b>Receipts and operating income</b>                     |         |                    |                    |
| Tax Receipts   | 1       | 0.00               | 0.00               |
| Social Security Contribution                             | 2       | 0.00               | 0.00               |
| Proceeds from Domestic and Foreign Grants                | 3       | 0.00               | 71,461,011.00      |
| Exchequer releases                                       | 4       | 20,271,770,930.15  | 13,030,351,065.85  |
| Transfers from Other Government Entities                 | 5       | 9,983,837,607.60   | 0.00               |
| Reimbursements and Refunds                               | 9       | 59,625,970.00      | 16,830,000.00      |
| Returns of Equity Holdings                               | 10      | 0.00               | 0.00               |
| Other Receipts   | 11      | 33,605,485.30      | 4,395,182.00       |
|  |         |                    |                    |
| <b>Payments for Operating Expenses</b>                   |         |                    |                    |
| Compensation of Employees                                | 12      | 10,681,430,520.70  | 2,681,658,047.00   |
| Use of goods and Services                                | 13      | 12,906,020,199.85  | 8,662,454,730.30   |
| Subsidies  | 14      | 0.00               | 0.00               |
| Transfers to Other Government Units                      | 15      | 200,000,000.00     | 250,500,000.00     |
| Other Grants and Transfers                               | 16      | 0.00               | 82,395,050.00      |
| Social Security Benefits                                 | 17      | 276,340,798.55     | 80,772,008.60      |
| Finance Costs, including Loan Interest                   | 19      | 0.00               | 0.00               |
| Other payments   | 21      | 0.00               | 0.00               |
|  |         |                    |                    |
| <b>Adjusted for :</b>                                    |         |                    |                    |
| Adjustments during the year                              |         | 75,134,058.45      | (2,418,663.15)     |
| Prior year adjustments                                   |         | 0.00               | 0.00               |
|  |         |                    |                    |
| <b>Net Cash From Operating Activities</b>                | A       | 6,360,382,532.40   | 1,362,838,759.80   |
|  |         |                    |                    |
| <b>Cash Flow From Investing Activities</b>               |         |                    |                    |
| Proceeds from Sales of Assets                            | 8       | 1,173,150.00       | 2,500,000.00       |
| Acquisition of Assets                                    | 18      | 6,266,055,267.95   | 1,409,605,454.95   |
| <b>Net Cash Flow From Investing Activities</b>           | B       | (6,264,882,117.95) | (1,407,105,454.95) |
|  |         |                    |                    |
| <b>Cash Flow From Borrowing Activities</b>               |         |                    |                    |
| Proceeds from Domestic Borrowings                        | 6       | 0.00               | 0.00               |
| Proceeds from Foreign Borrowings                         | 7       | 0.00               | 0.00               |
| Repayment of Principal on Domestic and Foreign Borrowing | 20      | 0.00               | 0.00               |
| <b>Net Cash Flow From Financing Activities</b>           | C       | 0.00               | 0.00               |
|  |         |                    |                    |
| <b>NET INCREASE IN CASH AND CASH EQUIVALENT</b>          | A+B+C   | 95,500,414.45      | (44,266,695.15)    |
| <b>Cash and Cash Equivalent at BEGINNING of The Year</b> |         | 203,809,454.95     | 200,484,050.00     |
| <b>Cash and Cash Equivalent at END of The Year</b>       | 22A+22B | 124,762,218.00     | 203,809,454.95     |

The Statement has been prepared, reviewed and approved by the following:

Prepared By: \_\_\_\_\_

Date: \_\_\_\_\_

Reviewed By: \_\_\_\_\_

Date: \_\_\_\_\_

Approved By: \_\_\_\_\_

Date: \_\_\_\_\_





# NOTES TO THE FINANCIAL STATEMENTS

Entity: 1011-The Presidency

Current Period: JUL-20 To JUN-21

Compare With: JUL-19 To JUN-20

## 1 Tax Receipts

| Item Description                              | Item Code | Current Period | Previous Period |
|---|-----------|----------------|-----------------|
|   |           | Kshs           | Kshs            |
| Taxes on Income, Profits and Capital Gains    | 1110000   | 0.00           | 0.00            |
| Taxes on Payroll and Workforce                | 1120000   | 0.00           | 0.00            |
| Taxes on Property                             | 1130000   | 0.00           | 0.00            |
| Taxes on Goods and Services                   | 1140000   | 0.00           | 0.00            |
| Taxes on International Trade and Transactions | 1150000   | 0.00           | 0.00            |
| Other Taxes (not elsewhere classified)        | 1160000   | 0.00           | 0.00            |
| <b>TOTAL</b>                                  |           | <b>0.00</b>    | <b>0.00</b>     |

## 2 Social Security Contribution

| Item Description  | Item Code | Current Period | Previous Period |
|---|-----------|----------------|-----------------|
|   |           | Kshs           | Kshs            |
| Health Insurance Contribution                                   | 1210100   | 0.00           | 0.00            |
| NHIF Health Insurance Contributions                             | 1210200   | 0.00           | 0.00            |
| Contributions from Govt. Employees for Social & Welfare Schemes | 1210300   | 0.00           | 0.00            |
| <b>TOTAL</b>  |           | <b>0.00</b>    | <b>0.00</b>     |

## 3 Proceeds from Domestic and Foreign Grants

| Item Description                        | Item Code | Current Period | Previous Period      |
|---|-----------|----------------|----------------------|
|   |           | Kshs           | Kshs                 |
| Grants from Foreign Governments         | 1310000   | 0.00           | 0.00                 |
| Grants from International Organisations | 1320000   | 0.00           | 71,461,011.00        |
| <b>TOTAL</b>                            |           | <b>0.00</b>    | <b>71,461,011.00</b> |

## 4 Exchequer releases

| Item Description                         | Item Code | Current Period           | Previous Period          |
|--|-----------|--------------------------|--------------------------|
|  |           | Kshs                     | Kshs                     |
| Exchequer Releases/ Provisioning Account | 9910201   | 20,271,770,930.15        | 13,030,351,065.85        |
| <b>TOTAL</b>                             |           | <b>20,271,770,930.15</b> | <b>13,030,351,065.85</b> |


## 5 Transfers from Other Government Entities

| Item Description   | Item Code | Current Period          | Previous Period |
|--|-----------|-------------------------|-----------------|
|  |           | Kshs                    | Kshs            |
| Grants received by Central Govt from General Govt units      | 1330100   | 9,983,837,607.60        | 0.00            |
| Grants Received from General Govt units by Local Authorities | 1330200   | 0.00                    | 0.00            |
| Grants to Fund Accounts from Central Govt Budget             | 1330300   | 0.00                    | 0.00            |
| Grants to other General Govt units from General Govt units   | 1330400   | 0.00                    | 0.00            |
| <b>TOTAL</b>   |           | <b>9,983,837,607.60</b> | <b>0.00</b>     |

## 6 Proceeds from Domestic Borrowings

| Item Description  | Item Code | Current Period | Previous Period |
|---|-----------|----------------|-----------------|
|   |           | Kshs           | Kshs            |
| Borrowing within General Government                       | 5110100   | 0.00           | 0.00            |
| Borrowing from Monetary Authorities (Central Bank)        | 5110200   | 0.00           | 0.00            |
| Other Domestic Depository Corporations (Commercial Banks) | 5110300   | 0.00           | 0.00            |
| Borrowing from Other Domestic Financial Institutions      | 5110400   | 0.00           | 0.00            |
| Borrowing from Other Domestic Creditors                   | 5110500   | 0.00           | 0.00            |
| Domestic Currency and Deposit                             | 5110600   | 0.00           | 0.00            |
| <b>TOTAL</b>  |           | <b>0.00</b>    | <b>0.00</b>     |

## 7 Proceeds from Foreign Borrowings



| Item Description                                 | Item Code | Current Period | Previous Period |
|--|-----------|----------------|-----------------|
|  |           | Kshs           | Kshs            |
| Foreign Borrowings - Drawdowns through Exchequer | 5120100   | 0.00           | 0.00            |
| Foreign Borrowing-Direct Payments                | 5120200   | 0.00           | 0.00            |
| Foreign Currency and Foreign Deposits            | 5120300   | 0.00           | 0.00            |
| Other Foreign Accounts Payable                   | 5120400   | 0.00           | 0.00            |
| <b>TOTAL</b>                                     |           | <b>0.00</b>    | <b>0.00</b>     |

#### 8 Proceeds from Sales of Assets

| Item Description   | Item Code | Current Period      | Previous Period     |
|--|-----------|---------------------|---------------------|
|  |           | Kshs                | Kshs                |
| Receipts from the Sale of Buildings - Paid to Exchequer  | 3510100   | 0.00                | 0.00                |
| Receipts from the Sale of Buildings  | 3510200   | 0.00                | 0.00                |
| Receipts from sale of other st   | 3510300   | 0.00                | 0.00                |
| Receipts from sale of other st   | 3510400   | 0.00                | 0.00                |
| Receipts from the Sale of Vehicles and Transport Equipment - Paid to Exchequer   | 3510500   | 1,173,150.00        | 2,437,000.00        |
| Receipts from the Sale of Vehicles and Transport Equipment   | 3510600   | 0.00                | 0.00                |
| Receipts from the Sale of Plant Machinery and Equipment - Paid to Exchequer  | 3510700   | 0.00                | 0.00                |
| Receipts from the Sale Plant Machinery and Equipment   | 3510800   | 0.00                | 0.00                |
| Receipts from Sale of Certified Seeds and Breeding Stock - Paid to Exchequer   | 3510900   | 0.00                | 0.00                |
| Receipts from Sale of Certified Seeds and Breeding Stock   | 3511000   | 0.00                | 0.00                |
| Receipts from the Sale of Strategic Reserves Stocks  | 3520100   | 0.00                | 0.00                |
| Receipts from the Sale of Other Inventories, Stocks, and Commodities   | 3520200   | 0.00                | 63,000.00           |
| Receipts from the Sale of Inventories, Stocks and Commodities  | 3520300   | 0.00                | 0.00                |
| Receipts from the Sale of Land   | 3540100   | 0.00                | 0.00                |
| Receipts from the Sale of Other Naturally Occurring Non-Produced Assets  | 3540200   | 0.00                | 0.00                |
| Receipts from the Sale of Intangible Non-Produced Assets   | 3540300   | 0.00                | 0.00                |
| Receipts from the Sale of Non-Produced Assets Collected as AIA   | 3540400   | 0.00                | 0.00                |
| Repayments from Loans to Government Agencies and Other Levels of Government  | 4510100   | 0.00                | 0.00                |
| Loans to Non-Financial Public Enterprises  | 4510200   | 0.00                | 0.00                |
| Loans to Financial Institutions  | 4510300   | 0.00                | 0.00                |
| Repayments from Domestic Loans to Individuals and Households   | 4510400   | 0.00                | 0.00                |
| Repayments from lending to Foreign Govts.  | 4520100   | 0.00                | 0.00                |
| Repayments from lending to International Orgns.  | 4520200   | 0.00                | 0.00                |
| Repayments from lending to Foreign Non - Financial Enterps. & Financial Instns.  | 4520300   | 0.00                | 0.00                |
| Repayments from Other Foreign Lending  | 4520400   | 0.00                | 0.00                |
| Sales and Disposals of Equity Holdings in Domestic Public Non - Financial Enterprises  | 4530100   | 0.00                | 0.00                |
| Sales and Disposals of Equity Holdings in Domestic Public Financial Institutions   | 4530200   | 0.00                | 0.00                |
| Sales and Disposals of Other Equity Holdings   | 4530300   | 0.00                | 0.00                |
| Sales and Disposals of Equity Holdings in Foreign Financial Instns. and Domestic Financial Instns. operating abroad          | 4530400   | 0.00                | 0.00                |
| Sales and Disposals of Equity Holdings in Foreign Enterps. Financial Instns. and Domestic Financial Instns. operating abroad | 4530500   | 0.00                | 0.00                |
| Redemption/ Disposal of Other Financial Assets   | 4530600   | 0.00                | 0.00                |
| Refund of Bonds paid as Deposits for Guarantees  | 4530700   | 0.00                | 0.00                |
| <b>TOTAL</b>   |           | <b>1,173,150.00</b> | <b>2,500,000.00</b> |

#### 9 Reimbursements and Refunds

| Item Description   | Item Code | Current Period | Previous Period |
|--|-----------|----------------|-----------------|
|  |           | Kshs           | Kshs            |
| Refund from World Food Programme (WFP)                   | 4540101   | 0.00           | 0.00            |
| Reimbursement of Audit Fees                              | 4540102   | 0.00           | 0.00            |
| Reimbursement on Messing Charges (UNICEF)                | 4540103   | 0.00           | 0.00            |
| Reimbursement from World Bank - ECD                      | 4540104   | 0.00           | 0.00            |
| Reimbursement from Individuals and Private Organizations | 4540105   | 0.00           | 0.00            |



| Item Description                                | Item Code | Current Period       | Previous Period      |
|---|-----------|----------------------|----------------------|
| Reimbursement from Local Government Authorities | 4540106   | 0.00                 | 0.00                 |
| Reimbursement from Statutory Organizations      | 4540107   | 0.00                 | 0.00                 |
| Reimbursement within Central Government         | 4540108   | 59,825,970.00        | 16,830,000.00        |
| Reimbursement Using Bonds                       | 4540109   | 0.00                 | 0.00                 |
| Reimbursements and Refunds - Other (Budget)     | 4540199   | 0.00                 | 0.00                 |
| <b>TOTAL</b>                                    |           | <b>59,825,970.00</b> | <b>16,830,000.00</b> |

#### 10 Returns of Equity Holdings

| Item Description           | Item Code | Current Period | Previous Period |
|----------------------------|-----------|----------------|-----------------|
|                            |           | Kshs           | Kshs            |
| Returns of Equity Holdings | 4550000   | 0.00           | 0.00            |
| Returns of Equity Holdings | 4610000   | 0.00           | 0.00            |
| <b>TOTAL</b>               |           | <b>0.00</b>    | <b>0.00</b>     |

#### 11 Other Receipts

| Item Description   | Item Code | Current Period | Previous Period |
|--|-----------|----------------|-----------------|
|  |           | Kshs           | Kshs            |
| Interest Received  | 1410100   | 0.00           | 0.00            |
| Profits and Dividends  | 1410200   | 0.00           | 0.00            |
| Withdrawals from Income of Quasi-corporations                  | 1410300   | 0.00           | 0.00            |
| Rents on land, houses and buildings                            | 1410400   | 0.00           | 0.00            |
| Other Property Income collected as AIA                         | 1410500   | 0.00           | 0.00            |
|  | 1415000   | 0.00           | 0.00            |
| Sales of Market Establishment                                  | 1420100   | 0.00           | 0.00            |
| Administrative Fees and Charges                                | 1420200   | 0.00           | 0.00            |
| Administrative Fees and Charges collected as AIA               | 1420300   | 22,897,941.00  | 4,001,532.00    |
| Incidental Sales by Non-Market Establishments                  | 1420400   | 0.00           | 0.00            |
| Incidental Sales by Non-Market Establishments Collected as AIA | 1420500   | 0.00           | 0.00            |
| Receipts from Sale of Incidental Goods                         | 1420600   | 890,500.00     | 76,000.00       |
| Fines, Penalties, Forfeitures and other Charges                | 1430100   | 0.00           | 0.00            |
| Current Grants from International NGOs paid through Exchequer  | 1440100   | 0.00           | 0.00            |
| Capital Grants from International NGOs paid through Exchequer  | 1440200   | 0.00           | 0.00            |
| Current Grants from International NGOs collected as AIA        | 1440300   | 0.00           | 0.00            |
| Capital Grants from International NGOs collected as AIA        | 1440400   | 0.00           | 0.00            |
| Other Voluntary Transfers for Current purposes                 | 1440500   | 0.00           | 0.00            |
| Other Voluntary Transfers for Capital purposes                 | 1440600   | 0.00           | 0.00            |
| Paid to Exchequer  | 1450100   | 753,077.95     | 0.00            |
| Receipts Not Classified Elsewhere                              | 1450200   | 0.00           | 0.00            |
|  | 1510200   | 0.00           | 0.00            |
|  | 1510300   | 0.00           | 0.00            |
|  | 1520100   | 0.00           | 0.00            |
| Business Permits   | 1520200   | 0.00           | 0.00            |
| Cesses   | 1520300   | 0.00           | 0.00            |
| Poll Rates   | 1520400   | 0.00           | 0.00            |
| Plot Rents   | 1520500   | 0.00           | 0.00            |
| Other Local Levies   | 1520600   | 0.00           | 0.00            |
| Administrative Services Fees                                   | 1530100   | 0.00           | 0.00            |
| Various Fees   | 1530200   | 0.00           | 0.00            |
| Council'S Natural Resources Exploitation                       | 1530300   | 0.00           | 0.00            |
| Sales Of Council Assets  | 1530400   | 0.00           | 0.00            |
| Lease / Rental Of Council'S Infrastructure Assets              | 1530500   | 0.00           | 0.00            |
| Other Miscellaneous Revenues                                   | 1530600   | 0.00           | 0.00            |
| Other Miscellaneous Revenues                                   | 1540100   | 9,063,966.35   | 317,550.00      |
| Insurance Claims Recovery                                      | 1540200   | 0.00           | 0.00            |
| Medium Term Loans (1-3 Yr Repayment)                           | 1540300   | 0.00           | 0.00            |
| Long Term Loans (Over 3 Yr Rpayment)                           | 1540400   | 0.00           | 0.00            |
| Transfers From Reserve Funds                                   | 1540500   | 0.00           | 0.00            |
| Donations  | 1540600   | 0.00           | 0.00            |
| Fund Raising Events  | 1540700   | 0.00           | 0.00            |
| Other Revenues From Financial Assets Loan                      | 1540800   | 0.00           | 0.00            |
|  | 1541000   | 0.00           | 0.00            |
| Market/Trade Centre Fee  | 1550100   | 0.00           | 0.00            |
| Vehicle Parking Fees   | 1550200   | 0.00           | 0.00            |
| Housing  | 1560100   | 0.00           | 0.00            |
| Social Premises Use Charges                                    | 1560200   | 0.00           | 0.00            |
| School Fees  | 1570100   | 0.00           | 0.00            |
| Other Education-Related Fees                                   | 1570200   | 0.00           | 0.00            |
| Other Education Revenues                                       | 1570300   | 0.00           | 0.00            |
| Public Health Services   | 1580100   | 0.00           | 0.00            |





| Item Description                         | Item Code | Current Period       | Previous Period     |
|--|-----------|----------------------|---------------------|
| Public Health Facilities Operations      | 1580200   | 0.00                 | 0.00                |
| Environment & Conservancy Administration | 1580300   | 0.00                 | 0.00                |
| Slaughter Houses Administration          | 1580400   | 0.00                 | 0.00                |
| Water Supply Administration              | 1580500   | 0.00                 | 0.00                |
| Sewerage Administration                  | 1580600   | 0.00                 | 0.00                |
| Other Health & Sanitation Revenues       | 1580700   | 0.00                 | 0.00                |
| Technical Services Fees                  | 1590100   | 0.00                 | 0.00                |
| External Services Fees                   | 1590200   | 0.00                 | 0.00                |
|  | 1930100   | 0.00                 | 0.00                |
| System Required Revenue A/c's            | 1990100   | 0.00                 | 0.00                |
| <b>TOTAL</b>                             |           | <b>33,505,485.30</b> | <b>4,385,182.00</b> |

## 12 Compensation of Employees

| Item Description  | Item Code | Current Period           | Previous Period         |
|---|-----------|--------------------------|-------------------------|
|   |           | <b>Kshs</b>              | <b>Kshs</b>             |
| Basic Salaries - Permanent Employees                                  | 2110100   | 1,268,201,933.25         | 1,398,415,734.75        |
| Basic Wages - Temporary Employees                                     | 2110200   | 8,299,631,681.45         | 298,851,012.80          |
| Personal Allowances paid as part of Salary                            | 2110300   | 1,110,834,406.00         | 984,006,894.65          |
| Personal Allowances paid as Reimbursements                            | 2110400   | 725,000.00               | 0.00                    |
| Personal Allowances provided in Kind                                  | 2110500   | 0.00                     | 0.00                    |
| Employer Contributions to Compulsory National Social Security Schemes | 2120100   | 2,037,500.00             | 384,404.80              |
| Employer Contributions to Compulsory Health Insurance Schemes         | 2120200   | 0.00                     | 0.00                    |
| Social Benefit Schemes Outside Government                             | 2120300   | 0.00                     | 0.00                    |
| <b>TOTAL</b>  |           | <b>10,681,430,520.70</b> | <b>2,681,658,047.00</b> |

## 13 Use of goods and Services

| Item Description  | Item Code | Current Period           | Previous Period         |
|---|-----------|--------------------------|-------------------------|
|   |           | <b>Kshs</b>              | <b>Kshs</b>             |
| Utilities, Supplies and Services                                | 2210100   | 663,048,522.45           | 147,776,045.10          |
| Communication, Supplies and Services                            | 2210200   | 111,608,042.50           | 140,662,901.35          |
| Domestic Travel and Subsistence, and Other Transportation Costs | 2210300   | 694,407,162.40           | 922,217,103.00          |
| Foreign Travel and Subsistence, and other transportation costs  | 2210400   | 95,640,815.05            | 277,404,035.90          |
| Printing, Advertising and Information Supplies and Services     | 2210500   | 165,086,444.75           | 117,979,658.90          |
| Rentals of Produced Assets                                      | 2210600   | 288,038,383.50           | 433,616,863.40          |
| Training Expenses   | 2210700   | 156,210,453.90           | 34,713,822.80           |
| Hospitality Supplies and Servi                                  | 2210800   | 1,301,986,423.25         | 1,742,151,705.15        |
| Insurance Costs   | 2210900   | 144,662,250.00           | 123,512,807.00          |
| Specialised Materials and Supp                                  | 2211000   | 1,137,109,926.20         | 259,211,892.00          |
| Office and General Supplies and Services                        | 2211100   | 245,761,498.10           | 148,611,506.70          |
| Fuel Oil and Lubricants   | 2211200   | 233,028,272.25           | 284,312,795.10          |
| Other Operating Expenses  | 2211300   | 4,783,445,128.30         | 3,720,067,144.15        |
| Routine Maintenance - Vehicles                                  | 2220100   | 208,319,148.55           | 225,666,961.25          |
| Routine Maintenance - Other Assets                              | 2220200   | 2,677,667,728.65         | 84,549,488.50           |
| Exchange Rate Losses  | 2230100   | 0.00                     | 0.00                    |
| <b>TOTAL</b>  |           | <b>12,906,020,199.85</b> | <b>8,662,454,730.30</b> |


## 14 Subsidies

| Item Description                 | Item Code | Current Period | Previous Period |
|----------------------------------|-----------|----------------|-----------------|
|                                  |           | <b>Kshs</b>    | <b>Kshs</b>     |
| Subsidies to Public Corporations | 2510000   | 0.00           | 0.00            |
| Subsidies to Private Enterprises | 2520000   | 0.00           | 0.00            |
| <b>TOTAL</b>                     |           | <b>0.00</b>    | <b>0.00</b>     |

## 15 Transfers to Other Government Units

| Item Description   | Item Code | Current Period        | Previous Period       |
|--|-----------|-----------------------|-----------------------|
|  |           | <b>Kshs</b>           | <b>Kshs</b>           |
| Current Grants to Government Agencies and other Levels of Government | 2630100   | 0.00                  | 0.00                  |
| Capital Grants to Government Agencies and other Levels of Government | 2630200   | 0.00                  | 100,500,000.00        |
| Other Current Transfers, Grants and Subsidies                        | 2640400   | 0.00                  | 0.00                  |
| Other Capital Grants and Trans                                       | 2640500   | 200,000,000.00        | 150,000,000.00        |
| <b>TOTAL</b>   |           | <b>200,000,000.00</b> | <b>250,500,000.00</b> |

## 16 Other Grants and Transfers



| Item Description  | Item Code | Current Period | Previous Period |
|---|-----------|----------------|-----------------|
|   |           | Kshs           | Kshs            |
| Grants and Transfers to Foreign Governments   | 2610100   | 0.00           | 0.00            |
| Membership Fees and Dues and Subscriptions to International Organizations             | 2620100   | 0.00           | 0.00            |
| Membership Fees and Dues and Subscriptions to International Organizations (Continued) | 2620200   | 0.00           | 0.00            |
| Scholarships and other Educational Benefits   | 2640100   | 0.00           | 82,395,050.00   |
| Emergency Relief and Refugee Assistance   | 2640200   | 0.00           | 0.00            |
| Grants to Small Businesses, Cooperatives, and Self Employed                           | 2640300   | 0.00           | 0.00            |
|   | 2649900   | 0.00           | 0.00            |
| <b>TOTAL</b>  |           | 0.00           | 82,395,050.00   |

#### 17 Social Security Benefits

| Item Description                                    | Item Code | Current Period | Previous Period |
|---|-----------|----------------|-----------------|
|   |           | Kshs           | Kshs            |
| Government Pension and Retirement Benefits          | 2710100   | 276,340,798.55 | 80,772,008.60   |
| Social Security Benefits                            | 2710200   | 0.00           | 0.00            |
| Employer Social Benefits                            | 2710300   | 0.00           | 0.00            |
| Refund of Pension to UK Government                  | 2720100   | 0.00           | 0.00            |
| Refund of Contributions to WCPS and other Ex-Gratia | 2720200   | 0.00           | 0.00            |
| <b>TOTAL</b>  |           | 276,340,798.55 | 80,772,008.60   |

#### 18 Acquisition of Assets

| Item Description   | Item Code | Current Period   | Previous Period  |
|--|-----------|------------------|------------------|
|  |           | Kshs             | Kshs             |
| Purchase of Buildings  | 3110100   | 720,750,000.00   | 0.00             |
| Construction of Building   | 3110200   | 18,440,378.90    | 0.00             |
| Refurbishment of Buildings   | 3110300   | 99,259,295.30    | 164,614,547.95   |
| Construction of Roads  | 3110400   | 52,214,815.00    | 0.00             |
| Construction and Civil Works   | 3110500   | 2,797,308,465.35 | 298,356,161.15   |
| Overhaul and Refurbishment of Construction and Civil Works                         | 3110600   | 10,597,966.00    | 137,739,420.00   |
| Purchase of Vehicles and Other Transport Equipment                                 | 3110700   | 269,654,204.90   | 355,977,316.95   |
| Overhaul of Vehicles and Other Transport Equipment                                 | 3110800   | 15,738,860.70    | 36,260,551.95    |
| Purchase of Household Furniture and Institutional Equipment                        | 3110900   | 17,507,116.00    | 90,960,948.45    |
| Purchase of Office Furniture and General Equipment                                 | 3111000   | 97,219,870.35    | 100,563,527.65   |
| Purchase of Specialised Plant, Equipment and Machinery                             | 3111100   | 618,685,503.90   | 90,648,136.15    |
| Rehabilitation and Renovation of Plant, Machinery and Equipment                    | 3111200   | 602,000.00       | 2,743,355.00     |
| Purchase of Certified Seeds, Breeding Stock and Live Animals                       | 3111300   | 40,884,900.00    | 0.00             |
| Research, Feasibility Studies, Project Preparation and Design, Project Supervision | 3111400   | 554,157,131.25   | 0.00             |
| Rehabilitation of Civil Works  | 3111500   | 948,234,760.30   | 131,741,479.70   |
| Purchase of Specialised Plant  | 3112200   | 0.00             | 0.00             |
| Acquisition of Strategic Stocks  | 3120100   | 0.00             | 0.00             |
| Acquisition of Other Inventori   | 3120200   | 0.00             | 0.00             |
| Acquisition of Land  | 3130100   | 0.00             | 0.00             |
| Acquisition of Other Intangible Assets   | 3130200   | 4,600,000.00     | 0.00             |
| Domestic Lending and On-lending  | 4110000   | 0.00             | 0.00             |
| Domestic Equity Participation  | 4120000   | 0.00             | 0.00             |
| Other Domestic Accounts Receivable   | 4130000   | 0.00             | 0.00             |
| Foreign Lending and On- Lending  | 4140000   | 0.00             | 0.00             |
| Foreign Equity Participation   | 4150000   | 0.00             | 0.00             |
| Other Foreign Accounts Receivable  | 4160000   | 0.00             | 0.00             |
| <b>TOTAL</b>   |           | 6,266,055,267.95 | 1,409,605,454.95 |

#### 19 Finance Costs, including Loan Interest

| Item Description                                  | Item Code | Current Period | Previous Period |
|---|-----------|----------------|-----------------|
|   |           | Kshs           | Kshs            |
| Interest Payments on Foreign Borrowing            | 2410100   | 0.00           | 0.00            |
| Interest Payments on Guaranteed Debt              | 2410200   | 0.00           | 0.00            |
| Interest on Domestic Borrowing                    | 2420000   | 0.00           | 0.00            |
| Interest on Borrowing From Other Government Units | 2430000   | 0.00           | 0.00            |
| <b>TOTAL</b>                                      |           | 0.00           | 0.00            |

#### 20 Repayment of Principal on Domestic and Foreign Borrowing



| Item Description  | Item Code | Current Period | Previous Period |
|---|-----------|----------------|-----------------|
|   |           | Kshs           | Kshs            |
| Repayments on Borrowings from General Government  | 5510100   | 0.00           | 0.00            |
| Repayments on Borrowings from Monetary Authorities (Central Bank)                         | 5510200   | 0.00           | 0.00            |
| Repayments on Borrowings from Other Domestic Depository Corporations (Commercial Banks) * | 5510300   | 0.00           | 0.00            |
| Repayments on Borrowings from Other Domestic Financial Institutions                       | 5510400   | 0.00           | 0.00            |
| Repayments on Borrowings from Other Domestic Creditors                                    | 5510500   | 0.00           | 0.00            |
| Principal Repayments on Foreign Borrowing   | 5510600   | 0.00           | 0.00            |
| Principal Repayments on Guaranteed Debt Taken over by Government                          | 5520000   | 0.00           | 0.00            |
| Principal Repayments on Guaranteed Domestic Debt Taken over by Government                 | 5520100   | 0.00           | 0.00            |
| Principal Repayments on Guaranteed Foreign Debt Taken over by Government                  | 5520200   | 0.00           | 0.00            |
| Repayments on Borrowings from Other Domestic Creditors                                    | 5610000   | 0.00           | 0.00            |
| Repayments on Borrowings from Other Domestic Creditors - Private Enterprises              | 5610500   | 0.00           | 0.00            |
|   | 5620000   | 0.00           | 0.00            |
| Repayments on Borrowings from Other Domestic Creditors - Public Enterprises               | 5620100   | 0.00           | 0.00            |
| <b>TOTAL</b>  |           | <b>0.00</b>    | <b>0.00</b>     |

#### 21 Other payments

| Item Description  | Item Code | Current Period | Previous Period |
|---|-----------|----------------|-----------------|
|   |           | Kshs           | Kshs            |
| Budget Reserves   | 2810100   | 0.00           | 0.00            |
| Civil Contingency Reserves  | 2810200   | 0.00           | 0.00            |
| Capital Transfer to Non Financial Public Enterprises              | 2820100   | 0.00           | 0.00            |
| Capital Transfer to Public Financial Institutions and Enterprises | 2820200   | 0.00           | 0.00            |
| Capital Transfer to Private Non-Financial Enterprises             | 2820300   | 0.00           | 0.00            |
| System Required Expenses  | 2990100   | 0.00           | 0.00            |
|   | 2999900   | 0.00           | 0.00            |
| <b>TOTAL</b>  |           | <b>0.00</b>    | <b>0.00</b>     |

#### 22A Bank Balances

| Item Description                                    | Item Code | Current Period        | Previous Period       |
|---|-----------|-----------------------|-----------------------|
|   |           | Kshs                  | Kshs                  |
| Special Accounts                                    | 6510000   | 0.00                  | 0.00                  |
| Treasury Bank Accounts (Exchequer and CRF Accounts) | 6520000   | 0.00                  | 0.00                  |
| Recurrent Bank Accounts                             | 6530000   | 1,839,353.00          | 1,123,157.00          |
| Development Bank Accounts                           | 6540000   | 4,716,040.00          | 145,776,992.00        |
| Deposit Bank Account                                | 6550000   | 104,090,532.00        | 28,996,234.95         |
| Project Specific Bank Accounts                      | 6570000   | 0.00                  | 0.00                  |
| Foreign Currency and Foreign D                      | 6590101   | 0.00                  | 0.00                  |
| Foreign Currency and Foreign D                      | 6590203   | 0.00                  | 0.00                  |
| <b>TOTAL</b>  |           | <b>110,645,925.00</b> | <b>175,896,383.95</b> |

#### 22B Cash Balances

| Item Description               | Item Code | Current Period       | Previous Period      |
|--------------------------------|-----------|----------------------|----------------------|
|                                |           | Kshs                 | Kshs                 |
| Cash in Hand                   | 6580000   | 14,116,293.00        | 27,913,071.00        |
| Foreign Currency and Foreign D | 6590201   | 0.00                 | 0.00                 |
| <b>TOTAL</b>                   |           | <b>14,116,293.00</b> | <b>27,913,071.00</b> |

#### 23 Accounts Receivables - Outstanding Imprest and Clearance Accounts

| Item Description               | Item Code | Current Period | Previous Period |
|--------------------------------|-----------|----------------|-----------------|
|                                |           | Kshs           | Kshs            |
| Domestic Debtors & Advances    | 6710000   | 2,449,477.00   | 2,489,238.10    |
| Debtors & Advances - Govt Owne | 6720000   | 0.00           | 0.00            |
| Foreign Debtors & Advances     | 6730000   | 0.00           | 0.00            |
| Other Debtors & Pre-payments   | 6740000   | 0.00           | 0.00            |
| Government Imprests            | 6760000   | 0.00           | 0.00            |
| Agency Accounts                | 6770000   | 0.00           | 0.00            |
| Suspense & Clearance Account   | 6780000   | 0.00           | 0.00            |



| Item Description               | Item Code | Current Period | Previous Period |
|--------------------------------|-----------|----------------|-----------------|
| Other Current Assets (System r | 6790000   | 0.00           | 0.00            |
| <b>TOTAL</b>                   |           | 2,449,477.00   | 2,489,238.10    |

#### 24. ACCOUNTS PAYABLE


| Item Description                 | Item code | Current Period | Previous Period |
|----------------------------------|-----------|----------------|-----------------|
|                                  |           | Kshs           | Kshs            |
| Deposits                         | 7310000   | 0.00           | 0.00            |
| Other Liabilities                | 7320000   | 104,090,532.30 | 28,996,234.95   |
| Withholding Taxes                | 7380000   | 0.00           | 0.00            |
|                                  | 7210000   | 0.00           | 0.00            |
| System Required Liabilities A/cs | 7390000   | 1,852,600.00   | 1,852,600.00    |
| <b>TOTAL</b>                     |           | 105,943,132.30 | 30,848,834.95   |

#### 25. FUND BALANCES BROUGHT FORWARD

| Item Description   | Item Code | Current Period  | Previous Period |
|--|-----------|-----------------|-----------------|
|  |           | Kshs            | Kshs            |
| Opening Balance Bank   | 22A       | 175,896,363.95  | 223,640,207.00  |
| Opening Balance Cash   | 22B       | 27,913,071.00   | (23,156,157.00) |
| Opening Balance Receivables - Imprest and Clearance Accounts | 23        | 2,489,238.10    | (5,669,205.00)  |
| Opening Balance - Deposits                                   | 24        | (30,848,834.95) | (24,109,057.00) |
| <b>TOTAL</b>   |           | 175,449,858.10  | 169,705,790.00  |

#### 26. PRIOR YEAR ADJUSTMENTS

| Item Description     | Item Code | Current Period | Previous Period |
|----------------------|-----------|----------------|-----------------|
|                      |           | Kshs           | Kshs            |
| County Transfers     | 9910300   | 0.00           | 0.00            |
| Exchequer Provisions | 9910200   | 0.00           | 0.00            |
| <b>TOTAL</b>         |           | 0.00           | 0.00            |












# Statement of Budget Execution

Entity: 1011-The Presidency

Current Period: JUL-20 To JUN-21

|   | Note | Printed Estimate         | Reallocation /<br>Transfer | Supplementary<br>Estimates | Final Approved<br>Estimate (Net) | Actual                   | Budget Utilization<br>Differences | % of<br>Utilization |
|---|------|--------------------------|----------------------------|----------------------------|----------------------------------|--------------------------|-----------------------------------|---------------------|
|   |      | a                        | b                          | c                          | d=a+b+c                          | e                        | f=d-e                             | g=e/d%              |
| <b>RECEIPTS</b>   |      |                          |                            |                            |                                  |                          |                                   |                     |
| Tax Receipts  | 1    | 8,170,144,824.00         | 0.00                       | 1,647,994,824.00           | 9,818,139,648.00                 | 0.00                     | 9,818,139,648.00                  | 0.00%               |
| Social Security Contribution                                | 2    | 0.00                     | 0.00                       | 0.00                       | 0.00                             | 0.00                     | 0.00                              | 0.00%               |
| Proceeds from Domestic and Foreign<br>Grants                | 3    | 0.00                     | 0.00                       | 0.00                       | 0.00                             | 0.00                     | 0.00                              | 0.00%               |
| Exchequer releases  | 4    | 0.00                     | 0.00                       | 0.00                       | 0.00                             | 20,271,770,930.15        | (20,271,770,930.15)               | 0.00%               |
| Transfers from Other Government<br>Entities                 | 5    | 0.00                     | 0.00                       | 0.00                       | 0.00                             | 9,983,837,607.60         | (9,983,837,607.60)                | 0.00%               |
| Proceeds from Domestic Borrowings                           | 6    | 0.00                     | 0.00                       | 0.00                       | 0.00                             | 0.00                     | 0.00                              | 0.00%               |
| Proceeds from Foreign Borrowings                            | 7    | 0.00                     | 0.00                       | 0.00                       | 0.00                             | 0.00                     | 0.00                              | 0.00%               |
| Proceeds from Sales of Assets                               | 8    | 1,050,000.00             | 0.00                       | 0.00                       | 2,100,000.00                     | 1,173,150.00             | 926,850.00                        | 55.86%              |
| Reimbursements and Refunds                                  | 9    | 0.00                     | 0.00                       | 1,050,000.00               | 0.00                             | 59,825,970.00            | (59,825,970.00)                   | 0.00%               |
| Returns of Equity Holdings                                  | 10   | 0.00                     | 0.00                       | 0.00                       | 0.00                             | 0.00                     | 0.00                              | 0.00%               |
| Other Receipts  | 11   | 18,512,441.00            | 0.00                       | 4,150,000.00               | 22,662,441.00                    | 33,605,485.30            | (10,943,044.30)                   | 148.29%             |
| <b>Total</b>  |      | <b>8,189,707,265.00</b>  | <b>0.00</b>                | <b>1,653,194,824.00</b>    | <b>9,842,902,089.00</b>          | <b>30,350,213,143.05</b> | <b>(20,507,311,054.05)</b>        | <b>308.35%</b>      |
| <b>PAYMENTS</b>   |      |                          |                            |                            |                                  |                          |                                   |                     |
| Compensation of Employees                                   | 12   | 5,121,690,801.00         | 0.00                       | 6,717,451,096.00           | 11,839,141,897.00                | 10,681,430,520.70        | 1,157,711,376.30                  | 90.22%              |
| Use of goods and Services                                   | 13   | 12,614,489,410.50        | 0.00                       | 5,239,074,858.50           | 17,853,564,269.00                | 12,906,020,199.85        | 4,947,544,069.15                  | 72.29%              |
| Subsidies   | 14   | 0.00                     | 0.00                       | 0.00                       | 0.00                             | 0.00                     | 0.00                              | 0.00%               |
| Transfers to Other Government Units                         | 15   | 200,000,000.00           | 0.00                       | 0.00                       | 200,000,000.00                   | 200,000,000.00           | 0.00                              | 100.00%             |
| Other Grants and Transfers                                  | 16   | 0.00                     | 0.00                       | 50,000,000.00              | 50,000,000.00                    | 0.00                     | 50,000,000.00                     | 0.00%               |
| Social Security Benefits                                    | 17   | 258,764,145.50           | 0.00                       | 24,629,932.50              | 283,394,078.00                   | 276,340,798.55           | 7,053,279.45                      | 97.51%              |
| Acquisition of Assets                                       | 18   | 10,578,809,250.00        | 0.00                       | 227,100,854.00             | 10,805,910,104.00                | 6,266,055,267.95         | 4,539,854,836.05                  | 57.99%              |
| Finance Costs, including Loan Interest                      | 19   | 0.00                     | 0.00                       | 0.00                       | 0.00                             | 0.00                     | 0.00                              | 0.00%               |
| Repayment of Principal on Domestic<br>and Foreign Borrowing | 20   | 0.00                     | 0.00                       | 0.00                       | 0.00                             | 0.00                     | 0.00                              | 0.00%               |
| Other payments  | 21   | 0.00                     | 0.00                       | 0.00                       | 0.00                             | 0.00                     | 0.00                              | 0.00%               |
| <b>Total</b>  |      | <b>28,773,753,607.00</b> | <b>0.00</b>                | <b>12,256,256,741.00</b>   | <b>41,032,010,348.00</b>         | <b>30,329,846,787.05</b> | <b>10,702,163,560.95</b>          | <b>73.92%</b>       |





# Budget Execution by Programme and Economic Classification

Entity: 1011-The Presidency

Period: JUL-20 To JUN-21

| Program    | Item    | Description  | Approved Budget          | Actual Payments          | Variance                 |
|------------|---------|--|--------------------------|--------------------------|--------------------------|
| 0000000000 |         | Default - Non Programmatic                           | 0.00                     | 0.00                     | 0.00                     |
|            | 2210000 | Goods and Services                                   | 0.00                     | 0.00                     | 0.00                     |
|            | 2220000 | Routine Maintenance                                  | 0.00                     | 0.00                     | 0.00                     |
|            | 2990000 | System Required Expense A/cs                         | 0.00                     | 0.00                     | 0.00                     |
| 0701000000 |         | General Administration Planning and Support Services | 0.00                     | 0.00                     | 0.00                     |
|            | 2110000 | Wages and Salary Contributions                       | 0.00                     | 0.00                     | 0.00                     |
|            | 2210000 | Goods and Services                                   | 0.00                     | 0.00                     | 0.00                     |
|            | 2220000 | Routine Maintenance                                  | 0.00                     | 0.00                     | 0.00                     |
|            | 2710000 | Social Security Benefits                             | 0.00                     | 0.00                     | 0.00                     |
|            | 3110000 | Acquisition of Fixed Capital Assets                  | 0.00                     | 0.00                     | 0.00                     |
| 0702000000 |         | Cabinet Affairs                                      | 2,206,524,019.00         | 2,197,921,016.55         | 8,603,002.45             |
|            | 2110000 | Wages and Salary Contributions                       | 706,712,760.00           | 706,712,756.00           | 2.00                     |
|            | 2120000 | Social Contributions                                 | 2,050,000.00             | 2,037,500.00             | 12,500.00                |
|            | 2210000 | Goods and Services                                   | 486,389,175.00           | 480,610,219.60           | 5,778,955.40             |
|            | 2220000 | Routine Maintenance                                  | 29,967,745.00            | 27,834,347.80            | 2,153,397.20             |
|            | 2630000 | Grants & Transfer To Other Govt. Units               | 0.00                     | 0.00                     | 0.00                     |
|            | 2640000 | Other Transfers and Emergency Relief                 | 200,000,000.00           | 200,000,000.00           | 0.00                     |
|            | 2710000 | Social Security Benefits                             | 43,807,746.00            | 43,660,756.30            | 146,989.70               |
|            | 3110000 | Acquisition of Fixed Capital Assets                  | 737,576,593.00           | 737,065,434.85           | 511,158.15               |
| 0703000000 |         | Government Advisory Services                         | 996,450,174.00           | 991,224,914.55           | 5,225,259.45             |
|            | 2110000 | Wages and Salary Contributions                       | 100,288,282.00           | 100,288,282.00           | 0.00                     |
|            | 2210000 | Goods and Services                                   | 821,767,563.00           | 819,769,388.20           | 1,998,174.80             |
|            | 2220000 | Routine Maintenance                                  | 8,962,351.00             | 8,320,672.95             | 641,678.05               |
|            | 2630000 | Grants & Transfer To Other Govt. Units               | 0.00                     | 0.00                     | 0.00                     |
|            | 2640000 | Other Transfers and Emergency Relief                 | 0.00                     | 0.00                     | 0.00                     |
|            | 3110000 | Acquisition of Fixed Capital Assets                  | 65,431,978.00            | 62,646,571.40            | 2,585,406.60             |
| 0704000000 |         | State House Affairs                                  | 5,956,932,266.00         | 5,914,702,203.75         | 42,230,062.25            |
|            | 2110000 | Wages and Salary Contributions                       | 1,046,529,809.00         | 1,038,453,129.10         | 8,076,679.90             |
|            | 2210000 | Goods and Services                                   | 4,427,689,723.00         | 4,384,045,573.30         | 43,644,149.70            |
|            | 2220000 | Routine Maintenance                                  | 154,902,909.00           | 122,132,785.00           | 32,770,124.00            |
|            | 2710000 | Social Security Benefits                             | 135,155,157.00           | 134,745,905.95           | 409,251.05               |
|            | 3110000 | Acquisition of Fixed Capital Assets                  | 192,654,668.00           | 235,324,810.40           | (42,670,142.40)          |
| 0705000000 |         | Leadership and Coordination of MDAs                  | 0.00                     | 0.00                     | 0.00                     |
|            | 2110000 | Wages and Salary Contributions                       | 0.00                     | 0.00                     | 0.00                     |
|            | 2210000 | Goods and Services                                   | 0.00                     | 0.00                     | 0.00                     |
|            | 2220000 | Routine Maintenance                                  | 0.00                     | 0.00                     | 0.00                     |
|            | 2630000 | Grants & Transfer To Other Govt. Units               | 0.00                     | 0.00                     | 0.00                     |
|            | 3110000 | Acquisition of Fixed Capital Assets                  | 0.00                     | 0.00                     | 0.00                     |
| 0734000000 |         |  | 1,528,613,264.00         | 1,506,659,195.20         | 21,954,068.80            |
|            | 2110000 | Wages and Salary Contributions                       | 678,110,000.00           | 677,264,166.10           | 845,833.90               |
|            | 2210000 | Goods and Services                                   | 641,660,852.00           | 633,564,624.55           | 8,096,227.45             |
|            | 2220000 | Routine Maintenance                                  | 30,694,250.00            | 28,822,417.65            | 1,871,832.35             |
|            | 2630000 | Grants & Transfer To Other Govt. Units               | 0.00                     | 0.00                     | 0.00                     |
|            | 2710000 | Social Security Benefits                             | 104,431,175.00           | 98,435,709.40            | 5,995,465.60             |
|            | 3110000 | Acquisition of Fixed Capital Assets                  | 73,716,987.00            | 68,572,277.50            | 5,144,709.50             |
|            | 3130000 | Acquisition of Land and Intangible Assets            | 0.00                     | 0.00                     | 0.00                     |
| 0737000000 |         |  | 0.00                     | 0.00                     | 0.00                     |
|            | 2210000 | Goods and Services                                   | 0.00                     | 0.00                     | 0.00                     |
| 0745000000 |         | Nairobi Metropolitan Services                        | 30,343,490,625.00        | 19,719,841,030.10        | 10,623,649,594.90        |
|            | 2110000 | Wages and Salary Contributions                       | 9,305,451,046.00         | 8,156,674,685.50         | 1,148,776,360.50         |
|            | 2210000 | Goods and Services                                   | 6,377,350,714.00         | 3,702,043,517.00         | 2,675,307,197.00         |
|            | 2220000 | Routine Maintenance                                  | 4,874,158,987.00         | 2,698,876,653.80         | 2,175,282,333.20         |
|            | 2640000 | Other Transfers and Emergency Relief                 | 50,000,000.00            | 0.00                     | 50,000,000.00            |
|            | 3110000 | Acquisition of Fixed Capital Assets                  | 9,731,729,878.00         | 5,157,446,173.80         | 4,574,283,704.20         |
|            | 3130000 | Acquisition of Land and Intangible Assets            | 4,800,000.00             | 4,800,000.00             | 0.00                     |
| 0904000000 |         | Library Services                                     | 0.00                     | 0.00                     | 0.00                     |
|            | 2210000 | Goods and Services                                   | 0.00                     | 0.00                     | 0.00                     |
|            |         | <b>Grand Total</b>                                   | <b>41,032,010,348.00</b> | <b>30,330,348,360.15</b> | <b>10,701,661,987.85</b> |

The Statement has been prepared, reviewed and approved by the following:

Prepared By: \_\_\_\_\_

Date: \_\_\_\_\_

Reviewed By: \_\_\_\_\_

Date: \_\_\_\_\_

Approved By: \_\_\_\_\_

Date: \_\_\_\_\_





# Budget Execution By Programmes and Sub-Programmes

Entity: 1011-The Presidency

Period: JUL-20 To JUN-21

| Program    | Sub Program | Description   | Approved Budget          | Actual Payments          | Variance                 |
|------------|-------------|---|--------------------------|--------------------------|--------------------------|
| 0000000000 |             | Default - Non Programmatic                                      | 0.00                     | 0.00                     | 0.00                     |
|            | 0000000000  | Default - Non Programmatic                                      | 0.00                     | 0.00                     | 0.00                     |
| 0701000000 |             | General Administration Planning and Support Services            | 0.00                     | 0.00                     | 0.00                     |
|            | 0701010000  |   | 0.00                     | 0.00                     | 0.00                     |
| 0702000000 |             | Cabinet Affairs   | 2,206,524,019.00         | 2,187,921,016.55         | 2,603,002.45             |
|            | 0702010000  |   | 2,118,820,173.00         | 2,111,730,970.60         | 7,089,202.40             |
|            | 0702020000  |   | 0.00                     | 0.00                     | 0.00                     |
|            | 0702030000  |   | 87,703,846.00            | 86,190,045.95            | 1,513,800.05             |
| 0703000000 |             | Government Advisory Services                                    | 996,450,174.00           | 991,224,914.55           | 5,225,259.45             |
|            | 0703010000  | State Corporations Advisory Services                            | 31,879,155.00            | 31,016,063.60            | 863,091.40               |
|            | 0703020000  | Kenya-South Sudan Advisory Services                             | 0.00                     | 0.00                     | 0.00                     |
|            | 0703030000  | Power of Mercy Advisory Services                                | 39,542,305.00            | 35,913,374.90            | 628,930.10               |
|            | 0703050000  |   | 0.00                     | 0.00                     | 0.00                     |
|            | 0703060000  |   | 830,000,000.00           | 827,426,290.25           | 2,573,709.75             |
|            | 0703070000  |   | 95,028,714.00            | 93,869,185.80            | 1,159,528.20             |
| 0704000000 |             | State House Affairs   | 5,956,932,266.00         | 5,514,702,203.75         | 42,230,062.25            |
|            | 0704010000  | Coordination of State House Functions                           | 5,631,171,510.00         | 5,566,576,339.25         | 64,595,170.75            |
|            | 0704020000  | Administration of Statutory benefits for the retired Presidents | 325,760,756.00           | 348,125,864.50           | (22,365,108.50)          |
|            | 0704030000  |   | 0.00                     | 0.00                     | 0.00                     |
| 0705000000 |             | Leadership and Coordination of MDAs                             | 0.00                     | 0.00                     | 0.00                     |
|            | 0705010000  | Coordination and Supervision                                    | 0.00                     | 0.00                     | 0.00                     |
|            | 0705020000  |   | 0.00                     | 0.00                     | 0.00                     |
| 0734000000 |             |   | 1,528,613,264.00         | 1,506,659,195.20         | 21,854,068.80            |
|            | 0734010000  |   | 542,298,950.00           | 529,379,139.60           | 12,919,810.40            |
|            | 0734020000  |   | 986,314,314.00           | 977,217,905.60           | 9,096,408.40             |
|            | 0734030000  |   | 0.00                     | 62,150.00                | (62,150.00)              |
| 0737000000 |             |   | 0.00                     | 0.00                     | 0.00                     |
|            | 0737020000  |   | 0.00                     | 0.00                     | 0.00                     |
| 0745000000 |             | Nairobi Metropolitan Services                                   | 30,343,490,625.00        | 19,719,841,030.10        | 10,623,649,594.90        |
|            | 0745010000  |   | 5,106,701,485.00         | 3,591,883,053.20         | 1,514,818,431.80         |
|            | 0745020000  |   | 0.00                     | 1,206,000.00             | (1,206,000.00)           |
|            | 0745030000  |   | 10,027,099,473.00        | 7,225,797,680.45         | 2,801,301,792.55         |
|            | 0745040000  |   | 6,669,280,993.00         | 4,092,410,627.95         | 2,576,870,365.05         |
|            | 0745050000  |   | 1,579,982,901.00         | 793,906,741.95           | 786,076,159.05           |
|            | 0745060000  |   | 3,414,960,656.00         | 1,949,284,852.55         | 1,465,675,803.45         |
|            | 0745070000  |   | 3,545,465,117.00         | 2,065,352,074.00         | 1,480,113,043.00         |
| 0904000000 |             | Library Services  | 0.00                     | 0.00                     | 0.00                     |
|            | 0904010000  | Library Services  | 0.00                     | 0.00                     | 0.00                     |
|            |             | <b>Grand Total</b>  | <b>41,032,010,348.00</b> | <b>30,330,348,360.15</b> | <b>10,701,661,987.85</b> |

The Statement has been prepared, reviewed and approved by the following:

Prepared By: \_\_\_\_\_

Date: \_\_\_\_\_

Reviewed By: \_\_\_\_\_

Date: \_\_\_\_\_

Approved By: \_\_\_\_\_

Date: \_\_\_\_\_







# Budget Execution by Heads and Programmes

Entity: 1011-The Presidency

Period: JUN-20 To JUL-21

| Head       | Program    | Description  | Approved Budget  | Actual Payments | Variance         |
|------------|------------|--|------------------|-----------------|------------------|
| 1011000100 |            | Cabinet Office                                       | 1,196,558,878.00 | 0.00            | 1,196,558,878.00 |
|            | 0703000000 | Government Advisory Services                         | 41,294,492.00    | 0.00            | 41,294,492.00    |
|            | 0704000000 | State House Affairs                                  | 0.00             | 0.00            | 0.00             |
|            | 0734000000 |  | 0.00             | 0.00            | 0.00             |
|            | 0702000000 | Cabinet Affairs                                      | 1,155,264,386.00 | 0.00            | 1,155,264,386.00 |
| 1011000300 |            | State Corporations Advisory Committee                | 294,031,030.00   | 0.00            | 294,031,030.00   |
|            | 0704000000 | State House Affairs                                  | 294,031,030.00   | 0.00            | 294,031,030.00   |
|            | 0702000000 | Cabinet Affairs                                      | 0.00             | 0.00            | 0.00             |
| 1011000400 |            | Headquarters and Administrative Services             | 402,159,248.00   | 0.00            | 402,159,248.00   |
|            | 0701000000 | General Administration Planning and Support Services | 0.00             | 0.00            | 0.00             |
|            | 0705000000 | Leadership and Coordination of MDAs                  | 0.00             | 0.00            | 0.00             |
|            | 0734000000 |  | 402,159,248.00   | 0.00            | 402,159,248.00   |
| 1011000500 |            | Office of the Deputy President                       | 575,963,916.00   | 0.00            | 575,963,916.00   |
|            | 0734000000 |  | 575,963,916.00   | 0.00            | 575,963,916.00   |
|            | 0705000000 | Leadership and Coordination of MDAs                  | 0.00             | 0.00            | 0.00             |
| 1011000600 |            | Communication and Press Services                     | 84,237,443.00    | 0.00            | 84,237,443.00    |
|            | 0705000000 | Leadership and Coordination of MDAs                  | 0.00             | 0.00            | 0.00             |
|            | 0734000000 |  | 84,237,443.00    | 0.00            | 84,237,443.00    |
| 1011000700 |            | State Corporation Advisory Committee                 | 31,807,315.00    | 0.00            | 31,807,315.00    |
|            | 0704000000 | State House Affairs                                  | 0.00             | 0.00            | 0.00             |
|            | 0703000000 | Government Advisory Services                         | 31,807,315.00    | 0.00            | 31,807,315.00    |
| 1011001000 |            | Co-ordination and Supervisory Services               | 45,729,913.00    | 0.00            | 45,729,913.00    |
|            | 0705000000 | Leadership and Coordination of MDAs                  | 0.00             | 0.00            | 0.00             |
|            | 0734000000 |  | 45,729,913.00    | 0.00            | 45,729,913.00    |
| 1011001800 |            | State House - Nairobi                                | 2,977,921,714.00 | 0.00            | 2,977,921,714.00 |
|            | 0704000000 | State House Affairs                                  | 2,977,921,714.00 | 0.00            | 2,977,921,714.00 |
| 1011001900 |            | State House - Mombasa                                | 19,268,240.00    | 0.00            | 19,268,240.00    |
|            | 0704000000 | State House Affairs                                  | 19,268,240.00    | 0.00            | 19,268,240.00    |
| 1011002000 |            | State House - Nakuru                                 | 20,941,936.00    | 0.00            | 20,941,936.00    |
|            | 0704000000 | State House Affairs                                  | 20,941,936.00    | 0.00            | 20,941,936.00    |
| 1011002100 |            | State Lodges; Sagana, Kisumu, Eldoret and Kakamega   | 56,639,244.00    | 0.00            | 56,639,244.00    |
|            | 0701000000 | General Administration Planning and Support Services | 0.00             | 0.00            | 0.00             |
|            | 0704000000 | State House Affairs                                  | 56,639,244.00    | 0.00            | 56,639,244.00    |
| 1011002200 |            | Presidential Strategic Communication Unit            | 193,975,350.00   | 0.00            | 193,975,350.00   |
|            | 0704000000 | State House Affairs                                  | 193,975,350.00   | 0.00            | 193,975,350.00   |
| 1011002300 |            | Policy Analysis and Research                         | 87,240,735.00    | 0.00            | 87,240,735.00    |
|            | 0704000000 | State House Affairs                                  | 87,240,735.00    | 0.00            | 87,240,735.00    |
| 1011002400 |            | Kenya/Southern Sudan Liaison Office                  | 0.00             | 0.00            | 0.00             |
|            | 0703000000 | Government Advisory Services                         | 0.00             | 0.00            | 0.00             |
| 1011002500 |            | Office of the First Lady                             | 258,367,736.00   | 0.00            | 258,367,736.00   |
|            | 0704000000 | State House Affairs                                  | 258,367,736.00   | 0.00            | 258,367,736.00   |
| 1011002600 |            | Office of the Spouse of the Deputy President         | 235,425,775.00   | 0.00            | 235,425,775.00   |
|            | 0705000000 | Leadership and Coordination of MDAs                  | 0.00             | 0.00            | 0.00             |
|            | 0734000000 |  | 235,425,775.00   | 0.00            | 235,425,775.00   |
| 1011002700 |            | Legislative and Intergovernmental Liaison Office     | 57,078,237.00    | 0.00            | 57,078,237.00    |
|            | 0734000000 |  | 57,078,237.00    | 0.00            | 57,078,237.00    |
|            | 0705000000 | Leadership and Coordination of MDAs                  | 0.00             | 0.00            | 0.00             |
| 1011002800 |            | Inspectorate of State Corporations                   | 94,455,221.00    | 0.00            | 94,455,221.00    |
|            | 0705000000 | Leadership and Coordination of MDAs                  | 0.00             | 0.00            | 0.00             |

|            |            |  |                  |      |                  |
|------------|------------|--|------------------|------|------------------|
|            | 0734000000 | State House Affairs                            | 0.00             | 0.00 | 0.00             |
|            | 0704000000 | Government Advisory Services                   | 0.00             | 0.00 | 0.00             |
|            | 0703000000 | Government Advisory Services                   | 64,485,221.00    | 0.00 | 64,485,221.00    |
| 1011002900 |            | Efficiency Monitoring Unit                     | 0.00             | 0.00 | 0.00             |
|            | 0705000000 | Leadership and Coordination of MDAs            | 0.00             | 0.00 | 0.00             |
|            | 0734000000 |  | 0.00             | 0.00 | 0.00             |
| 1011003000 |            | Government Digital Payments                    | 0.00             | 0.00 | 0.00             |
|            | 0702000000 | Cabinet Affairs                                | 0.00             | 0.00 | 0.00             |
| 1011003100 |            | National Economic and Social Council           | 0.00             | 0.00 | 0.00             |
|            | 0702000000 | Cabinet Affairs                                | 0.00             | 0.00 | 0.00             |
| 1011003200 |            | National Counter Terrorism Centre              | 450,000,000.00   | 0.00 | 450,000,000.00   |
|            | 0703000000 | Government Advisory Services                   | 450,000,000.00   | 0.00 | 450,000,000.00   |
| 1011003300 |            | Vision 2030                                    | 0.00             | 0.00 | 0.00             |
|            | 0703000000 | Government Advisory Services                   | 0.00             | 0.00 | 0.00             |
| 1011003400 |            | National Cohesion Department                   | 0.00             | 0.00 | 0.00             |
|            | 0702000000 | Cabinet Affairs                                | 0.00             | 0.00 | 0.00             |
| 1011003500 |            |  | 0.00             | 0.00 | 0.00             |
|            | 0702000000 | Cabinet Affairs                                | 146,484,372.00   | 0.00 | 146,484,372.00   |
| 1011003600 |            | Nairobi Metropolitan Services                  | 0.00             | 0.00 | 0.00             |
|            | 0745000000 | Nairobi Metropolitan Services                  | 0.00             | 0.00 | 0.00             |
| 1011003700 |            | Administration, Planning and Support Services. | 3,890,325,728.00 | 0.00 | 3,890,325,728.00 |
|            | 0745000000 | Nairobi Metropolitan Services                  | 3,890,325,728.00 | 0.00 | 3,890,325,728.00 |
| 1011003800 |            | Metropolitan Compliance and Services.          | 272,676,249.00   | 0.00 | 272,676,249.00   |
|            | 0745000000 | Nairobi Metropolitan Services                  | 272,676,249.00   | 0.00 | 272,676,249.00   |
| 1011003900 |            | Mbagathi District Hospital.                    | 197,045,546.00   | 0.00 | 197,045,546.00   |
|            | 0745000000 | Nairobi Metropolitan Services                  | 197,045,546.00   | 0.00 | 197,045,546.00   |
| 1011004000 |            | Pumwani Maternity Hospital.                    | 180,143,139.00   | 0.00 | 180,143,139.00   |
|            | 0745000000 | Nairobi Metropolitan Services                  | 180,143,139.00   | 0.00 | 180,143,139.00   |
| 1011004100 |            | Mama Lucy Hospital.                            | 252,027,956.00   | 0.00 | 252,027,956.00   |
|            | 0745000000 | Nairobi Metropolitan Services                  | 252,027,956.00   | 0.00 | 252,027,956.00   |
| 1011004200 |            | Mutuini Hospital.                              | 131,563,263.00   | 0.00 | 131,563,263.00   |
|            | 0745000000 | Nairobi Metropolitan Services                  | 131,563,263.00   | 0.00 | 131,563,263.00   |
| 1011004300 |            |  | 300,253,264.00   | 0.00 | 300,253,264.00   |
|            | 0745000000 | Nairobi Metropolitan Services                  | 300,253,264.00   | 0.00 | 300,253,264.00   |
| 1011004400 |            | Health Centers and Dispensaries.               | 1,042,405,088.00 | 0.00 | 1,042,405,088.00 |
|            | 0745000000 | Nairobi Metropolitan Services                  | 1,042,405,088.00 | 0.00 | 1,042,405,088.00 |
| 1011004500 |            |  | 6,706,649,441.00 | 0.00 | 6,706,649,441.00 |
|            | 0745000000 | Nairobi Metropolitan Services                  | 6,706,649,441.00 | 0.00 | 6,706,649,441.00 |
| 1011004600 |            | Transport, Roads and Public Works.             | 1,249,985,624.00 | 0.00 | 1,249,985,624.00 |
|            | 0745000000 | Nairobi Metropolitan Services                  | 1,249,985,624.00 | 0.00 | 1,249,985,624.00 |
| 1011004700 |            | Lands, Housing, Planning and Development.      | 696,420,756.00   | 0.00 | 696,420,756.00   |
|            | 0745000000 | Nairobi Metropolitan Services                  | 696,420,756.00   | 0.00 | 696,420,756.00   |
| 1011004900 |            | Environmental Management.                      | 656,142,536.00   | 0.00 | 656,142,536.00   |
|            | 0745000000 | Nairobi Metropolitan Services                  | 656,142,536.00   | 0.00 | 656,142,536.00   |
| 1011005000 |            | Solid Waste Management.                        | 1,401,841,539.00 | 0.00 | 1,401,841,539.00 |
|            | 0745000000 | Nairobi Metropolitan Services                  | 1,401,841,539.00 | 0.00 | 1,401,841,539.00 |
| 1011005100 |            | Water Services.                                | 131,180,999.00   | 0.00 | 131,180,999.00   |
|            | 0745000000 | Nairobi Metropolitan Services                  | 131,180,999.00   | 0.00 | 131,180,999.00   |
| 1011005200 |            | Energy and Other Ancillary Services.           | 682,055,005.00   | 0.00 | 682,055,005.00   |
|            | 0745000000 | Nairobi Metropolitan Services                  | 682,055,005.00   | 0.00 | 682,055,005.00   |
| 1011005300 |            |  | 248,711,160.00   | 0.00 | 248,711,160.00   |
|            | 0745000000 | Nairobi Metropolitan Services                  | 248,711,160.00   | 0.00 | 248,711,160.00   |
| 1011100100 |            |  | 37,121,940.00    | 0.00 | 37,121,940.00    |
|            | 0704000000 | State House Affairs                            | 37,121,940.00    | 0.00 | 37,121,940.00    |
| 1011100200 |            |  | 0.00             | 0.00 | 0.00             |
|            | 0704000000 | State House Affairs                            | 0.00             | 0.00 | 0.00             |
| 1011100300 |            |  | 2,000,000.00     | 0.00 | 2,000,000.00     |
|            | 0704000000 | State House Affairs                            | 2,000,000.00     | 0.00 | 2,000,000.00     |
| 1011100400 |            |  | 2,000,000.00     | 0.00 | 2,000,000.00     |
|            | 0704000000 | State House Affairs                            | 2,000,000.00     | 0.00 | 2,000,000.00     |
| 1011100500 |            |  | 17,490,000.00    | 0.00 | 17,490,000.00    |
|            | 0704000000 | State House Affairs                            | 17,490,000.00    | 0.00 | 17,490,000.00    |
| 1011100600 |            |  | 0.00             | 0.00 | 0.00             |
|            | 0704000000 | State House Affairs                            | 0.00             | 0.00 | 0.00             |
| 1011100700 |            |  | 0.00             | 0.00 | 0.00             |
|            | 0704000000 | State House Affairs                            | 0.00             | 0.00 | 0.00             |
| 1011100800 |            |  | 0.00             | 0.00 | 0.00             |
|            | 0704000000 | State House Affairs                            | 0.00             | 0.00 | 0.00             |
| 1011100900 |            |  | 17,630,000.00    | 0.00 | 17,630,000.00    |



|            |            |   |                   |      |                   |
|------------|------------|---|-------------------|------|-------------------|
|            | 0734000000 |   | 17,630,000.00     | 0.00 | 17,630,000.00     |
| 1011101000 |            |   | 5,100,000.00      | 0.00 | 5,100,000.00      |
|            | 0702000000 | Cabinet Affairs                                 | 5,100,000.00      | 0.00 | 5,100,000.00      |
| 1011101100 |            |   | 200,000,000.00    | 0.00 | 200,000,000.00    |
|            | 0702000000 | Cabinet Affairs                                 | 200,000,000.00    | 0.00 | 200,000,000.00    |
| 1011101400 |            |   | 0.00              | 0.00 | 0.00              |
|            | 0734000000 |   | 0.00              | 0.00 | 0.00              |
| 1011101500 |            |   | 0.00              | 0.00 | 0.00              |
|            | 0702000000 | Cabinet Affairs                                 | 0.00              | 0.00 | 0.00              |
| 1011101600 |            |   | 71,109,443.00     | 0.00 | 71,109,443.00     |
|            | 0703000000 | Government Advisory Services                    | 71,109,443.00     | 0.00 | 71,109,443.00     |
| 1011101700 |            |   | 0.00              | 0.00 | 0.00              |
|            | 0704000000 | State House Affairs                             | 0.00              | 0.00 | 0.00              |
|            | 0702000000 | Cabinet Affairs                                 | 0.00              | 0.00 | 0.00              |
| 1011101800 |            | Directorate of Resource Survey & Remote Sensing | 40,000,000.00     | 0.00 | 40,000,000.00     |
|            | 0702000000 | Cabinet Affairs                                 | 40,000,000.00     | 0.00 | 40,000,000.00     |
| 1011101900 |            |   | 4,798,000.00      | 0.00 | 4,798,000.00      |
|            | 0704000000 | State House Affairs                             | 4,798,000.00      | 0.00 | 4,798,000.00      |
| 1011102000 |            |   | 10,000,000.00     | 0.00 | 10,000,000.00     |
|            | 0704000000 | State House Affairs                             | 10,000,000.00     | 0.00 | 10,000,000.00     |
| 1011102100 |            | Nairobi Metropolitan Services                   | 0.00              | 0.00 | 0.00              |
|            | 0745000000 | Nairobi Metropolitan Services                   | 0.00              | 0.00 | 0.00              |
| 1011102200 |            |   | 72,000,000.00     | 0.00 | 72,000,000.00     |
|            | 0745000000 | Nairobi Metropolitan Services                   | 72,000,000.00     | 0.00 | 72,000,000.00     |
| 1011102300 |            |   | 60,000,000.00     | 0.00 | 60,000,000.00     |
|            | 0745000000 | Nairobi Metropolitan Services                   | 60,000,000.00     | 0.00 | 60,000,000.00     |
| 1011102400 |            |   | 350,000,000.00    | 0.00 | 350,000,000.00    |
|            | 0745000000 | Nairobi Metropolitan Services                   | 350,000,000.00    | 0.00 | 350,000,000.00    |
| 1011102500 |            |   | 150,000,000.00    | 0.00 | 150,000,000.00    |
|            | 0745000000 | Nairobi Metropolitan Services                   | 150,000,000.00    | 0.00 | 150,000,000.00    |
| 1011102600 |            |   | 70,000,000.00     | 0.00 | 70,000,000.00     |
|            | 0745000000 | Nairobi Metropolitan Services                   | 70,000,000.00     | 0.00 | 70,000,000.00     |
| 1011102700 |            |   | 0.00              | 0.00 | 0.00              |
|            | 0745000000 | Nairobi Metropolitan Services                   | 0.00              | 0.00 | 0.00              |
| 1011102800 |            |   | 4,375,000,000.00  | 0.00 | 4,375,000,000.00  |
|            | 0745000000 | Nairobi Metropolitan Services                   | 4,375,000,000.00  | 0.00 | 4,375,000,000.00  |
| 1011102900 |            |   | 490,000,000.00    | 0.00 | 490,000,000.00    |
|            | 0745000000 | Nairobi Metropolitan Services                   | 490,000,000.00    | 0.00 | 490,000,000.00    |
| 1011103000 |            |   | 260,000,000.00    | 0.00 | 260,000,000.00    |
|            | 0745000000 | Nairobi Metropolitan Services                   | 260,000,000.00    | 0.00 | 260,000,000.00    |
| 1011103100 |            |   | 1,176,999,999.00  | 0.00 | 1,176,999,999.00  |
|            | 0745000000 | Nairobi Metropolitan Services                   | 1,176,999,999.00  | 0.00 | 1,176,999,999.00  |
| 1011103200 |            |   | 500,000,000.00    | 0.00 | 500,000,000.00    |
|            | 0745000000 | Nairobi Metropolitan Services                   | 500,000,000.00    | 0.00 | 500,000,000.00    |
| 1011103300 |            |   | 0.00              | 0.00 | 0.00              |
|            | 0745000000 | Nairobi Metropolitan Services                   | 0.00              | 0.00 | 0.00              |
| 1011103400 |            |   | 774,999,999.00    | 0.00 | 774,999,999.00    |
|            | 0745000000 | Nairobi Metropolitan Services                   | 774,999,999.00    | 0.00 | 774,999,999.00    |
| 1011103500 |            |   | 315,000,000.00    | 0.00 | 315,000,000.00    |
|            | 0745000000 | Nairobi Metropolitan Services                   | 315,000,000.00    | 0.00 | 315,000,000.00    |
| 1011103600 |            |   | 140,000,000.00    | 0.00 | 140,000,000.00    |
|            | 0745000000 | Nairobi Metropolitan Services                   | 140,000,000.00    | 0.00 | 140,000,000.00    |
| 1011103700 |            |   | 186,000,002.00    | 0.00 | 186,000,002.00    |
|            | 0745000000 | Nairobi Metropolitan Services                   | 186,000,002.00    | 0.00 | 186,000,002.00    |
|            |            | Grand Total                                     | 34,594,962,979.00 | 0.00 | 34,594,962,979.00 |

The Statement has been prepared, reviewed and approved by the following:

Prepared By: \_\_\_\_\_

Date: \_\_\_\_\_

Reviewed By: \_\_\_\_\_

Date: \_\_\_\_\_

Approved By: \_\_\_\_\_

Date: \_\_\_\_\_

