

REPUBLIC OF KENYA



Enhancing Accountability

THE NATIONAL ASSEMBLY PAPERS LAID	
REPORT	DATE: 16 MAR 2023
	DAY: Thursday
TABLED BY:	Deputy Majority Leader
OF	Party
CLERK AT THE TABLE:	Joyce Lemereille

THE AUDITOR-GENERAL

ON

**OFFICE OF THE DIRECTOR OF PUBLIC
PROSECUTIONS STAFF HOUSING MORTGAGE
AND CAR LOAN SCHEME**

**FOR THE YEAR ENDED
30 JUNE, 2022**



**OFFICE OF THE DIRECTOR OF PUBLIC PROSECUTIONS STAFF
HOUSING MORTGAGE AND CAR LOAN SCHEME**

**ANNUAL REPORT AND FINANCIAL STATEMENTS
FOR THE FINANCIAL YEAR ENDED
30TH JUNE 2022**

Office Of The Director Of Public Prosecutions Staff Housing Mortgage and Car Loan Scheme.
Annual Reports and Financial Statements
For the year ended June 30, 2022.

CONTENTS

1. KEY FUND INFORMATION AND MANAGEMENT.....	iii
2. FUND ADMINISTRATION COMMITTEE	vii
3. MANAGEMENT TEAM.....	xvii
4. REPORT BY THE CHAIRPERSON OF THE FUND ADMINISTRATION COMMITTEE....	xix
5. REPORT OF THE FUND ADMINISTRATOR.....	xx
6. STATEMENT OF PERFORMANCE AGAINST PREDETERMINED OBJECTIVES.....	xxi
7. CORPORATE GOVERNANCE STATEMENT	xxii
8. ENVIRONMENTAL AND SUSTAINABILITY REPORTING.....	xxiii
9. REPORT OF THE FUND ADMINISTRATION COMMITTEE.....	xxiv
10. STATEMENT OF MANAGEMENT'S RESPONSIBILITIES	xxv
11. REPORT OF THE INDEPENDENT AUDITOR ON THE OFFICE OF THE DIRECTOR OF PUBLIC PROSECUTIONS.....	xxvii
12. STATEMENT OF FINANCIAL PERFORMANCE FOR THE YEAR ENDED 30TH JUNE 2022.....	1
13. STATEMENT OF FINANCIAL POSITION AS AT 30TH JUNE 2022.....	2
14. STATEMENT OF CHANGES IN NET ASSETS FOR THE YEAR ENDED 30TH JUNE 2022.....	3
15. STATEMENT OF CASH FLOWS FOR THE YEAR ENDED 30TH JUNE 2022.....	4
16. STATEMENT OF COMPARISON OF BUDGET AND ACTUAL AMOUNTS FOR THE YEAR ENDED 30TH JUNE 2022	5
17. NOTES TO THE FINANCIAL STATEMENTS.....	6
Annex I: Progress on Follow Up Of Prior Year Auditor's Recommendations.....	19

1. KEY FUND INFORMATION AND MANAGEMENT

a) Background information

The Office of the Director of Public Prosecution Staff House Mortgage and Car Loan Scheme Fund is established by and derives its authority and accountability from the provisions under Section 84(1), Section 24 (4) (5) (6) (7) of the PFM Act, 2012 and Section 127 (1) (2) of the PFM (National Government) Regulations, 2015.

The Office of the Director of the Public Prosecution Staff Mortgage and Car Loan Scheme is established pursuant to Salaries and Remuneration Commission Circulars referenced; SRC/ADM/CIR/1/13 Vol. III (128) of 17th December 2014; SRC/ADM/CIR/1/13 VOL III (130) of 29th January, 2015 and SRC/ADM/CIR/1/13 VOL III (142) of 25th August 2015 all of which set and advised on the establishment of Mortgage and Car loan schemes for both state and other public officers. The Fund is wholly owned by the Office of the Director of the Public Prosecution and is domiciled in Kenya. The Office of the Director of the Public Prosecution operationalized the staff mortgage and car loan scheme through internal memo ODPP/4/13/2/VoIII(13) approved by Secretary Public Prosecutions in the year 2017.

b) Principal Activities

The Fund's principal activity is to administer a mortgage and car loan scheme for members of staff to access loan facilities for;

- (i) purchase of motor vehicles for personal use
- (ii) Purchasing an existing residential property;
- (iii) Purchase of land and construction;
- (iv) Construction, renovation and/or improvement of existing residential property or existing plot/land;
- (v) Takeover loans on existing mortgages or equity release on existing mortgage properties.

Office Of The Director Of Public Prosecutions Staff Housing Mortgage and Car Loan Scheme.
Annual Reports and Financial Statements
For the year ended June 30, 2022.

c) Fund Administration Committee

The fund administration committee members who held office during the financial year ended 30th June 2022 were:

No	Position	Name
1	Chairperson	Mrs Dorcas Oduor,EBS,OGW
2	Member	Mr.Victor Mule,OGW
3	Member	Ms. Jacinta Nyamosi,OGW
4	Member	Mr.Rashid Khator
5.	Member	Ms. Emily Kamau,OGW
6.	Member	Ms. Grace Murungi,OGW
7	Member	Ms. Rhoda Ogoma
8	Member	Mrs. Lilian Obuo,OGW
9	Member	Mr.Kennedy Ndwiga
10	Member	Mrs Monica Mburugu
11	Member	Mr.Edgar Mulamula
12	Member	Mr.James Opundo
13	Member	Mr.Talai Isaac Kimutai
14	Member	Mr Henry Buya

d) Key Management

The key management officers who held office during the financial year ended 30th June 2022 and who had direct fiduciary responsibility were:

No	Position	Name
1	Fund Administrator	Mr.Noordin M.Haji,CBS,OGW
2	Fund Chairperson	Mrs Dorcas Oduor,EBS,OGW
3	Fund Secretary	Mrs.Monica Mburugu

Office Of The Director Of Public Prosecutions Staff Housing Mortgage and Car Loan Scheme.
Annual Reports and Financial Statements
For the year ended June 30, 2022.

e) Fiduciary Oversight Arrangements

The Office of the Director of the Public Prosecution has put in place an Audit Committee through which it oversees the Scheme. The Audit Committee is chaired by a member who is not an employee of the Office of the Director of the Public Prosecution with one member from Advisory Board as a member. Members of the Audit Committee who held office during the financial year ended 30 June 2022 for fiduciary oversight were:

No	Position	Name
1	Chairperson	Mr.Abdirahman Abdillahi
2	Member	Ms.Mercy Wambua
3	Member	Mr.Maina Njoroge
4	Member	Mr. Edwin Magoha
5	Member	Mr.Irungu Houghton
6	Secretary	Mr.Paul Mbugua

f) Fund Headquarters

Office of Director of Public Prosecutions
P.O.BOX 30701 -00100 Nairobi
ODPP Building
Ragati Road upper hill
Nairobi, KENYA

(g) Fund Contacts

Telephone: (254) 020273090
E-mail: info@odpp.go.ke
Website: www.odpp.go.ke

(h) Fund Bankers

Consolidated Bank
Consolidated Bank House
P. O. Box 51133-00200
NAIROBI

Account Numbers: 10011209000007
 10011209000008


(i) Independent Auditors



Auditor-General
Office of The Auditor General
Anniversary Towers, University Way
P.O. Box 30084
GPO 00100
Nairobi, Kenya

(j) Principal Legal Adviser


The Attorney General
State Law Office and Department of Justice
Harambee Avenue
P.O. Box 40112
City Square 00200
Nairobi, Kenya.


2. FUND ADMINISTRATION COMMITTEE

Name	Details of qualifications and experience
<p>Ms. Dorcas Oduor, EBS, OGW, SC Secretary, Public Prosecutions</p> 	<p>Ms. Dorcas Oduor is the Secretary, Public Prosecutions and the Principal Deputy of the Director of Public Prosecutions. She is 56 years old and was appointed to the Committee on 25th September, 2017.</p> <p>She is a seasoned career Prosecutions Counsel with experience spanning over 20 years having begun her career as a State Counsel in 1991.</p> <p>She holds a Masters degree in International Conflict Management and an LL. B Degree from the University of Nairobi alongside a Law Diploma, from the Kenya School of Law.</p>
<p>Mr. Harun Rashid Khator, OGW Deputy Director, Central Facilitation Services (CFS)</p>	<p>Mr. Harun Rashid Khator is a Deputy Director and Head of Central Facilitation Services (CFS) Department. He is 51 years and was appointed to the Committee 1st October, 2020.</p> <p>He has over 20 years' experience in Public Service having been employed as a District Officer in 1997 in the Ministry of Interior and Coordination of Government. He has worked in different parts of the country and risen through the ranks to the position of County</p>


	<p>Commissioner.</p> <p>In 2015, Mr. Khator worked as the Director of Administration in the Ministry of Agriculture, Livestock and Fisheries. The year 2020 saw him promoted to the position of Secretary Administration and posted to the Ministry of Industry, Trade and Enterprise Development. Thereafter, he was transferred to the Office of the Director of Public Prosecutions.</p> <p>He holds a Masters of Arts in Political Science and a Bachelors Degree in Political Science from University of Karachi.</p>
<p>Ms. Emily Kamau, OGW Deputy Director of Public Prosecutions</p> 	<p>Ms. Emily Wangari Kamau is a Deputy Director of Public Prosecutions and the Head of Inspectorate, Quality and Assurance Department. She is 58 years old and was appointed to the Committee on 1st October, 2020.</p> <p>She holds a Law Degree from the University of Nairobi and a post graduate diploma from the Kenya School of Law. She started her career in 1989 as a State Counsel II at the Attorney General’s Office and rose through the ranks to a Senior State Counsel.</p> <p>In 1999 she joined the then Kenya Anti-Corruption Authority (KACA) as a Senior Attorney. Two years later however, KACA was declared unconstitutional forcing her to go back to the State Law Office in 2001 where she</p>

Office Of The Director Of Public Prosecutions Staff Housing Mortgage and Car Loan Scheme.
Annual Reports and Financial Statements
For the year ended June 30, 2022.

	<p>worked in the Directorate of Public Prosecutions until 2011 when the ODPP became an independent office following the promulgation of the Constitution 2010.</p> <p>Emily has risen through the ranks to her current post. She has served in various tribunals, task forces and represented the office of AG and that of DPP in various high-level committees in different capacities both locally and internationally. In 2011, she was appointed as a Governmental Expert by UNODC Secretariat for implementation of the United Nations Convention against Corruption (UNCAC), where she has been working with the implementation Review Group (IRG) to date.</p>
<p>Mrs. Grace Murungi, OGW Deputy Director of Public Prosecutions</p> 	<p>Ms. Grace Murungi is a Deputy Director of Public Prosecutions and Head of Economic, International and Emerging Crimes Department at the Office of the Director of Public Prosecutions. She is 55 years old and was appointed to the Committee on 1st October, 2020.</p> <p>She is an Advocate of the High Court of Kenya. She began her career in Public Prosecutions after obtaining her Law Degree from the University of Nairobi in 1992 and Diploma in Law from the Kenya School of Law, in 1993.</p> <p>She has previously served as a State Counsel under the State Law Office and risen through the</p>


	<p>ranks to the current position of Deputy Director of Public Prosecution.</p>
<p>Jacinta Nyamosi, OGW, Deputy Director of Public Prosecutions</p> 	<p>Ms. Jacinta Nyaboke Nyamosi OGW is a Deputy Director of Public Prosecutions and Head of Offences Against the Person (OAP) Department. She is 53 years old and was appointed to the Committee on 1st October, 2020.</p> <p>She is an Advocate of the High Court of Kenya and was admitted to the bar in 1996. She practiced in various law firms before joining the Department of Public Prosecutions, which was then under the Attorney General’s Chambers, in 2000.</p> <p>She has previously served as a Senior Assistant Director of Public Prosecutions in charge of Kisumu and Kiambu counties and most recently as the Regional Coordinator, Nairobi. She also served as the Head of the Sexual Offences.</p> <p>Ms. Nyamosi has robustly spearheaded trainings, public sensitizations and outreach programmes during the implementation of the sexual offences Act and Plea Bargaining and Diversion policies. She has experience on matters relating to Human Trafficking. She has vast experience in prosecutions and has represented the State in sensitive and complex</p>

Office Of The Director Of Public Prosecutions Staff Housing Mortgage and Car Loan Scheme.
Annual Reports and Financial Statements
For the year ended June 30, 2022.

	<p>Criminal Prosecution, Appeals and Judicial Reviews and Constitutional Petitions and References.</p>
<p>Mr. Victor Mule, OGW Ag. Deputy Director of Public Prosecutions</p> 	<p>Mr. Victor Mule is an Acting Deputy Director of Public Prosecutions and Head of County Affairs and Regulatory Services Department. He is 55 years old and was appointed to the Committee on 1st October, 2020.</p> <p>He holds a Master’s Degree in Public International Law. He is an Advocate of the High Court of Kenya and was admitted to the bar in 1996. He was engaged in private legal practice between 1996 and 2008. He joined the State Law Office as a State Counsel in 2008 and later transferred to the Office of the Director of Public Prosecutions (ODPP) under the New Constitution of Kenya 2010, where he has served for Eleven (11) years.</p> <p>He previously served as the Head of ODPP Kisumu County Office and was subsequently appointed the Head of ODPP Nyanza Regional Office. He was a member of the Judicial Review and Constitutional References Division between 2008 and 2018. During the same period, he was in charge of the ODPP Extradition, Mutual Legal Assistance and International Cooperation Division, where he was involved in the successful negotiation and ratification of</p>

	<p>Treaties with countries like the People’s Republic of China, Rwanda, Italy, the United Arab Emirates, among others.</p> <p>Mr. Mule has been a member of the Court of Appeal Division where he has successfully prosecuted numerous appeals and applications in the Court of Appeal and the Supreme Court. He has also handled extradition cases of fugitives either required in Kenya or sought by foreign States. Mr. Mule was appointed as a member of Task Forces responsible for and participated in the drafting of numerous laws such as The Transfer of Prisoners Act, The Mutual Legal Assistance Act, The Proceeds of Crime and Anti-Money Laundering Act, The Office of the Director of Public Prosecutions Act, among others.</p>
<p>Ms. Lilian Obuo, OGW, Chief of Staff</p> 	<p>Ms. Lilian Obuo is the Chief of Staff at the Office of the Director of Public Prosecutions. She is 50 years old and was appointed to the Committee on 1st October, 2020.</p> <p>She is an Advocate of the High Court of Kenya and began her career in Public Prosecutions after obtaining her Law Degree from Nagpur University in 1997 and Diploma in Law from the Kenya School of Law, in 1999.</p> <p>She has previously served as a State Counsel under the State Law Office and risen through the ranks to the current position of Chief of Staff.</p>

Office Of The Director Of Public Prosecutions Staff Housing Mortgage and Car Loan Scheme.
Annual Reports and Financial Statements
For the year ended June 30, 2022.

<p>CPA Kennedy Ndwiga. Deputy Chief Finance Officer, Head of Finance</p> 	<p>CPA Kennedy Ndwiga is currently Head of Finance Division at the Office of Director of Public Prosecutions. He is 45 years old and was appointed to the Committee on 25th September, 2017.</p> <p>He has a wealth of experience in both Finance and Accounting having worked in the Public Sector for over 10 years as a Finance Officer.</p> <p>He holds a Master’s degree and a Bachelors of Commerce- Accounting degree. He is a member of the professional body of Accountants-ICPAK.</p>
<p>Mr. James Opundo, Senior Assistant Director of Public Prosecutions</p>	<p>Mr. James Opundo is a Senior Assistant Director of Public Prosecutions. He is 53 years old and was appointed to the Committee on 1st February, 2017.</p> <p>Mr. Opundo holds a Law Degree from Nagpur University and a post graduate diploma from the Kenya School of Law. He started his career in 1997 and he practiced in various law firms before joining the State Law Office as a Principal State Counsel in 2007 in the department of Justice.</p>



Thereafter, he joined Office of Director of Public Prosecutions in 2014 as a Senior Assistant Director of Public Prosecutions in the Offenses and has worked in the Supreme Court and Appeals Division and later head various ODPP county offices.

Edgar Mulamula
 Assistant Director of Public Prosecutions



Mr. Edgar Mulamula is an Assistant Director of Public Prosecutions. He is 42 years old and was appointed to the Committee on 25th September, 2017.

Mr. Mulamula holds a LL. B Degree from the University of Nairobi and a post graduate diploma from the Kenya School of Law. He started his career in 2006 and he practiced in various law firms and he has also worked in Insurance Companies as a Legal Officer. He joined the ODPP in 2016 as a Principal State Counsel and has risen through the ranks to his current position and heads Tana River County.

Mr. Joash Atandi,
 Senior Economist

Mr. Joash Atandi is a Senior Economist in the Planning Division. He is 40 years old and was appointed to the Committee on 25th September, 2017.

Mr. Atandi holds a Bachelor of Arts Degree

Office Of The Director Of Public Prosecutions Staff Housing Mortgage and Car Loan Scheme.
Annual Reports and Financial Statements
For the year ended June 30, 2022.



from the University of Nairobi. He started his career at the Ministry of Finance and joined ODPP in 2012 and has worked in Public Sector for over 10 years as an Economist.

Mr. Isaac Talai,
Senior Records Management Officer



Mr. Isaac Talai is a Senior Records Management Officer in the Central Facilitations Department. He is 38 years old and was appointed to the Committee on 10th March, 2020.

He holds a Bachelors Degree in Library & Information Studies from Kisii University. He started his career in 2014 at the ODPP and has since grown through the ranks.


Mr. Henry Buya,
Senior Clerical Officer




Mr. Buya is a Senior Clerical Officer in the Central Facilitations Department. He is 32 years old and was appointed to the Committee on 1st February, 2017.

He holds a Diploma in Human Resource Management from Mombasa Aviation Training Institute. He started his career in 2014 at the ODPP and has risen through the ranks to his current position.

3. MANAGEMENT TEAM

Name	Details of qualifications and experience
<p>Mr. Noordin M. Haji, CBS, OGW Director of Public Prosecutions Fund Administrator</p> 	<p>Mr. Noordin M. Haji, CBS, OGW, was appointed the Director of Public Prosecutions (DPP) on the 28th March, 2018 following an interview by the Public Service Commission (PSC) and vetting by National Assembly.</p> <p>Mr. Haji holds an LLB Degree from University of Wales, Cardiff, Master’s Degree (LLM) from University of Wales, Cardiff, and Masters of National Security Policy with Merit (MNSPO) from Australian National University. He was admitted to the Bar in 1999.</p> <p>Mr. Haji joined the Public Service in January 2000 as a State Counsel at the Attorney General Office. Prior to his appointment as the DPP, he was the Deputy Director – Counter Organized Crime Unit- National Intelligence Service (NIS) where his duties included providing legal counsel to the Director General NIS, Inspector General of Police, the Director of Criminal Investigations and other Non-Law enforcement agencies.</p> <p>Mr. Haji is currently overseeing high profile corruption investigations and prosecutions in Kenya. In addition, he has worked tirelessly to improve inter-agency collaboration and coordination in fighting crime.</p>

Office Of The Director Of Public Prosecutions Staff Housing Mortgage and Car Loan Scheme.
Annual Reports and Financial Statements
For the year ended June 30, 2022.

<p>Ms. Dorcas Oduor, EBS, OGW, SC Secretary, Public Prosecutions</p> 	<p>Ms. Dorcas Oduor is the Secretary, Public Prosecutions and the Principal Deputy of the Director of Public Prosecutions. She is 56 years old and was appointed to the Committee on 25th September, 2017.</p> <p>She is a seasoned career Prosecutions Counsel with experience spanning over 20 years having begun her career as a State Counsel in 1991.</p> <p>She holds a Master degree in International Conflict Management and an LL. B Degree from the University of Nairobi alongside a Law Diploma, from the Kenya School of Law.</p>

4. REPORT BY THE CHAIRPERSON OF THE FUND ADMINISTRATION COMMITTEE

The Office appreciates the support by the National Treasury towards establishment of the Staff Mortgage and Car Loan Scheme, which was operationalized in 2017. The establishment was timely, resonates well with the government's endeavour to provide affordable housing under the Big Four Agenda. The scheme will go a long way in enabling the government's Big Four Agenda. The Scheme is managed by Consolidated Bank which; as the appointed Fund Manager works closely with the Fund Administration Committee appointed by the Office Secretary/CEO.

As at 30 June 2022, the funds received from the Exchequer was Kshs.130,000,000 to increase the fund to Kshs 602,000,000 and disbursed after several applications were being processed by the Fund Manager.

I take this opportunity to thank the National Treasury for the continued support to fully operationalize the Scheme, by allocating the much-needed funds. I also thank the Fund Administrator for the guidance and support, that has made this scheme a dream come true for the staff. Further, I thank the Fund Manager and Administration Committee for their commitment to actualize the Scheme.

Signed:  _____

Mrs Dorcas Oduor, CBS, OGW
Chairperson, Fund Administration Committee

5. REPORT OF THE FUND ADMINISTRATOR

I am pleased to present the financial statements for the year ended 30th June 2022, in compliance with Section 84 of the Public Finance Management Act, 2012. The objective of the Office of the Director of Public Prosecution Staff Mortgage and Car loan Scheme is to motivate staff by facilitating access to low interest credit facilities to own homes and acquire vehicles to facilitate their transport to work. The Office of the Director of Public Prosecution has engaged the Consolidated Bank of Kenya to manage Scheme. In the Financial Year 2021-2022, Five (5) staff members were facilitated to purchase residential houses where a total of Kshs. 48,987,493 was disbursed while four (4) members were facilitated to purchase vehicles at a total of Kshs.6,350,000. It is worthwhile to note that since inception, one hundred and seven (107) staff members have been facilitated. So far, a total of Kshs. 434,211,937 has been disbursed as at 30th June 2022. It is encouraging to note that the beneficiaries of the scheme have continued to service their loans as scheduled, as contained in the financial statements.

In administering the Fund, the Office of the Director of Public Prosecution maintained adequate financial management controls to ensure compliance, transparency and accountability. The measures were aimed at making sure that the funds are utilised prudently and included maintenance of proper accounting records. Further, the financial Statement have been prepared in accordance with the International Public Sector Accounting Standards (IPSAS) and represents a true and fair view of the state of affairs of the Fund for the period under review. As the Accounting Officer, I confirm the completeness of the accounting records maintained for the Fund, which have been relied upon, in the preparation of the financial statements.

Finally, I confirm that in preparing the financial statements, I have assessed the Fund's ability to continue as a going concern and nothing has come to my attention to indicate that the Fund will not remain a going concern for at least the next twelve months from the date of this statement.

Signed: _____


Mr.Noordin M.Haji, CBS,OGW

Fund Administrator/Director Public Prosecutions

Date: 21/12/2022

6. STATEMENT OF PERFORMANCE AGAINST PREDETERMINED OBJECTIVES

The objective and purpose for which the Fund is established shall be to provide a loan scheme for the purchase or development of property by staff.

In fulfilment of the guidelines and to ensure proper management of the fund a management committee was established and has undertaken its mandated tasks over the period. The committee held meetings as required by the guidelines where all staff who have applied for the car and mortgage loan have were facilitated.

During the review period, Five (5) staff members were facilitated to purchase residential houses where a total of Kshs.48.9 Million was disbursed while four (4) members were facilitated to purchase vehicles at a total of Kshs.6.3 Million. Since financial year 2017/2018, a total of Kshs. 434 Million has been disbursed where one hundred and seven (107) staff members have benefited.

Over the review period, since inception of the scheme there has been a steady increase in uptake of loans for car loan and mortgage hence fulfilling its objective to motivate staff by facilitating access to low interest credit facilities to own homes and acquire vehicles to facilitate their transport to work.

7. CORPORATE GOVERNANCE STATEMENT

The office of Director of Public Prosecutions established a Management Committee of the Fund by appointment as per the guidelines. The Committee comprises:- Secretary Public Prosecutions; the Heads of Department; the Head of Human Resource Management Division; Head of Finance Division; one elected representative for legal staff; and one elected representative for non-legal staff.

The functions of the Management Committee shall be to:-

- i) Process and approve applications for loans in accordance with the existing terms and conditions of borrowing
- ii) Liaise with the financial institution to set up a Fund for the disbursement of the loans;
- iii) Oversee the management of the Fund;
- iv) Monitor and evaluate the performance of the Fund;
- v) Approve annual work programmes and procurement plans for the Fund;
- vi) Recommend the investment of any surplus funds not immediately required in securities approved by the National Treasury, for the purposes of realising the objects and purpose for which the Fund is established;
- vii) Cause to be kept all proper books and records of account of the income, expenditure, assets and liabilities of the Fund
- viii) Receive any gifts, donations, grants or endowments made to the Fund
- ix) Consider and recommend approval of the financial statements to the officer administering the Fund;
- x) Recommend as when required the procurement of a financial institution to administer the Fund on its behalf;
- xi) Perform any other functions that are ancillary to the objects and purpose for which the Fund is established;
- xii) Determine its own procedures for conducting its business;
- xiii) Appoint the Chief Executive Officer and the Fund Secretariat; and
- xiv) Determine the terms and conditions of the Chief Executive Officer

8. ENVIRONMENTAL AND SUSTAINABILITY REPORTING

Operations of the fund are carried out in line with the ODPP structures and management. The office has put in place institutional measures aimed at providing sustainable efforts that are embedded in the governance, operational and administrative processes. The efforts include; conservation of the environment on which ODPP operates or impacts. In the period under review, the Office continued to adopt virtual meetings, soft copy in the creation, and dissemination of documents to minimize use of paper, printers and related accessories thus efficiently handling the business at hand with reduced cost was adhered to.

Staff members are encouraged to conserve water and electricity while at their workstations. The Office has shared utilities such as kitchenettes, washrooms, and waste disposal areas to conserve water and energy. In its procurement of various goods, particular interest is put to ensure eco-friendly products and assets are procured.

9. REPORT OF THE FUND ADMINISTRATION COMMITTEE

The Fund Administration Committee submit their report together with the audited financial statements for the year ended June 30, 2022, which show the state of the Fund affairs.

Principal activities

The principal activities of the Fund are to issue loans to staff members to enable them acquire houses and vehicles.

Performance

The performance of the Fund for the year ended June 30, 2022, is set out on page 1.

The Fund Committee

The members of the fund administration committee who served during the year are shown page iv.

Auditors

The Auditor-General is responsible for the statutory audit of the Fund in accordance with Article 229 of the Constitution of Kenya and the Public Audit Act 2015.

By Order of the Committee


.....

Fund Administration Committee

10. STATEMENT OF MANAGEMENT'S RESPONSIBILITIES

Section 84 of the Public Finance Management Act, 2012 requires that, at the end of each financial year, the Administrator of a Fund established pursuant to Circulars referenced; SRC/ADM/CIR/1/13 Vol. III (128) of 17th December 2014; SRC/ADM/CIR/1/13 VOL III (130) of 29th January, 2015 and SRC/ADM/CIR/1/13 VOL III (142) of 25th August 2015 shall prepare financial statements for the Fund in accordance with the standards and formats prescribed by the Public Sector Accounting Standards Board.

The Administrator of the Fund is responsible for the preparation and presentation of the Fund's financial statements, which give a true and fair view of the state of affairs of the Fund for and as at the end of the financial year ended on June 30, 2022. This responsibility includes: (i) maintaining adequate financial management arrangements and ensuring that these continue to be effective throughout the reporting period; (ii) maintaining proper accounting records, which disclose with reasonable accuracy at any time the financial position of the fund; (iii) Designing, implementing and maintaining internal controls relevant to the preparation and fair presentation of the financial statements, and ensuring that they are free from material misstatements, whether due to error or fraud; (iv) Safeguarding the assets of the fund; (v) Selecting and applying appropriate accounting policies; and (vi) Making accounting estimates that are reasonable in the circumstances.

The Administrator of the Fund accepts responsibility for the Fund's financial statements, which have been prepared using appropriate accounting policies supported by reasonable and prudent judgements and estimates, in conformity with International Public Sector Accounting Standards (IPSAS), and in the manner required by the PFM Act, 2012. The Administrator of the Fund is of the opinion that the Fund's financial statements give a true and fair view of the state of Fund's transactions during the financial year ended June 30, 2022, and of the Fund's financial position as at that date.

The Administrator further confirm the completeness of the accounting records maintained for the Fund, which have been relied upon in the preparation of the Fund's financial statements as well as the adequacy of the systems of internal financial control.


Office Of The Director Of Public Prosecutions Staff Housing Mortgage and Car Loan Scheme.
Annual Reports and Financial Statements
For the year ended June 30, 2022.

In preparing the financial statements, the Administrator of the Fund has assessed the Fund's ability to continue as a going concern and disclosed, as applicable, matters relating to the use of going concern basis of preparation of the financial statements.

Nothing has come to the attention of the Administrator to indicate that the Fund will not remain a going concern for at least the next twelve months from the date of this statement.

Approval of the financial statements

The Fund's financial statements were approved by the fund administrative committee on 20/12/2022 and signed on its behalf by:




Mr. Noordin M. Haji, CBS, OGW
Fund Administrator



Mrs Dorcas Oduor, EBS, OGW
Fund Chairperson

REPUBLIC OF KENYA

Telephone: +254-(20) 3214000
Email: info@oagkenya.go.ke
Website: www.oagkenya.go.ke



HEADQUARTERS
Anniversary Towers
Monrovia Street
P.O. Box 30084-00100
NAIROBI

REPORT OF THE AUDITOR-GENERAL ON OFFICE OF THE DIRECTOR OF PUBLIC PROSECUTIONS STAFF HOUSING MORTGAGE AND CAR LOAN SCHEME FOR THE YEAR ENDED 30 JUNE, 2022

PREAMBLE

I draw your attention to the contents of my report which is in three parts:

- A. Report on the Financial Statements that considers whether the financial statements are fairly presented in accordance with the applicable financial reporting framework, accounting standards and relevant laws and regulations that have a direct effect on the financial statements.
- B. Report on Lawfulness and Effectiveness in Use of Public Resources which considers compliance with applicable laws, regulations, policies, gazette notices, circulars, guidelines and manuals and whether public resources are applied in a prudent, efficient, economic, transparent and accountable manner to ensure Government achieves value for money and that such funds are applied for intended purposes.
- C. Report on Effectiveness of Internal Controls, Risk Management and Governance which considers how the entity has instituted checks and balances to guide internal operations. This responds to the effectiveness of the governance structure, the risk management environment and the internal controls, developed and implemented by those charged with governance for orderly, efficient and effective operations of the entity.

An unmodified opinion does not necessarily mean that an entity has complied with all relevant laws and regulations, and that its internal controls, risk management and governance systems are properly designed and were working effectively in the financial year under review.

The three parts of the report are aimed at addressing the statutory roles and responsibilities of the Auditor-General as provided under Article 229 of the Constitution, the Public Finance Management Act, 2012 and the Public Audit Act, 2015. The three parts of the report, when read together constitute the report of the Auditor-General.

REPORT ON THE FINANCIAL STATEMENTS

Qualified Opinion

I have audited the accompanying financial statements of Office of the Director of Public Prosecutions Staff Housing Mortgage and Car Loan Scheme set out on pages 1 to 19,

which comprise the statement of financial position as at 30 June, 2022, and the statement of financial performance, statement of changes in net assets, statement of cash flows and statement of comparison of budget and actual amounts for the year then ended, and a summary of significant accounting policies and other explanatory information in accordance with the provisions of Article 229 of the Constitution of Kenya and Section 35 of the Public Audit Act, 2015. I have obtained all the information and explanations which, to the best of my knowledge and belief, were necessary for the purpose of the audit.

In my opinion, except for the effect of the matters described in the Basis for Qualified Opinion section of my report, the financial statements present fairly, in all material respects, the financial position of the Office of the Director of Public Prosecutions Staff Housing Mortgage and Car Loan Scheme as at 30 June, 2022, and of its financial performance and its cash flows for the year then ended, in accordance with International Public Sector Accounting Standards (Accrual Basis) and comply with the Public Finance Management Act, 2012.

Basis for Qualified Opinion

1. Cash and Cash Equivalents

1.1 Unsupported Cash and Cash Equivalents

The statement of financial position and as disclosed in Note 3 to the financial statements reflects cash and cash equivalents balance of Kshs.253,450,166 as at 30 June, 2022. However, the balance was not supported with a board of survey report.

In the circumstances, the accuracy and completeness of Cash and cash equivalent balance of Kshs.253,450,166 could not be confirmed.

1.2 Incomplete Bank Statements

Bank certificates provided for audit review indicated that the Scheme's Staff Housing Mortgage and Car Loan accounts held at Consolidated Bank of Kenya had closing balances of Kshs.89,373,122 and Kshs.48,872,102, respectively. Bank statements provided for audit review reflects lump sum cash receipts (credits) and loan disbursements to beneficiaries (debits) without details on interest income and individual borrowers' principal amount repaid. Further, individual loan statements from the bank were not provided for reconciliation with schedules provided for audit.

In the circumstances, the accuracy and completeness of the cash and cash equivalents balance of Kshs.253,450,166 could not be confirmed.

2. Unreconciled Difference in the Principal Paid

A review of the loan repayment schedule and as disclosed under Note 4 to the financial statements revealed that the principal amount paid of Kshs.33,261,348 while in the prior year, the principal amount paid of Kshs.18,386,138 was unaccounted for resulting to a credit of Kshs.51,647,486. However, a review of the bank statements revealed that principal repayment of Kshs.44,860,819 was credited to the Scheme's accounts during the year ended 30 June, 2022 resulting to unreconciled difference of Kshs.6,786,667.

In the circumstances, the accuracy and completeness of the principal amount paid of Kshs.33,261,348 for the year ended 30 June, 2022 could not be confirmed.

The audit was conducted in accordance with International Standards of Supreme Audit Institutions (ISSAIs). I am independent of the Office of the Director of Public Prosecutions Staff Housing Mortgage and Car Loan Scheme Management in accordance with ISSAI 130 on Code of Ethics. I have fulfilled other ethical responsibilities in accordance with the ISSAI and in accordance with other ethical requirements applicable to performing audits of financial statements in Kenya. I believe that the audit evidence I have obtained is sufficient and appropriate to provide a basis for my qualified opinion.

Key Audit Matters

Key audit matters are those matters that, in my professional judgment, are of most significance in the audit of the financial statements. There were no key audit matters to report in the year under review.

REPORT ON LAWFULNESS AND EFFECTIVENESS IN USE OF PUBLIC RESOURCES

Conclusion

As required by Article 229(6) of the Constitution, based on the audit procedures performed, I confirm that, nothing has come to my attention to cause me to believe that public resources have not been applied lawfully and in an effective way.

Basis for Conclusion

The audit was conducted in accordance with ISSAI 4000. The standard requires that I comply with ethical requirements and plan and perform the audit to obtain assurance about whether the activities, financial transactions and information reflected in the financial statements are in compliance, in all material respects, with the authorities that govern them. I believe that the audit evidence I have obtained is sufficient and appropriate to provide a basis for my conclusion.

REPORT ON EFFECTIVENESS OF INTERNAL CONTROLS, RISK MANAGEMENT AND GOVERNANCE

Conclusion

As required by Section 7(1)(a) of the Public Audit Act, 2015, based on the audit procedures performed, I confirm that, nothing has come to my attention to cause me to believe that internal controls, risk management and governance were not effective.

Basis for Conclusion

The audit was conducted in accordance with ISSAI 2315 and ISSAI 2330. The standards require that I plan and perform the audit to obtain assurance about whether processes and systems of internal controls, risk management and governance were operating

effectively, in all material respects. I believe that the audit evidence I have obtained is sufficient and appropriate to provide a basis for my conclusion.

Responsibilities of Management and those Charged with Governance

Management is responsible for the preparation and fair presentation of these financial statements in accordance with International Public Sector Accounting Standards (Accrual Basis) and for maintaining effective internal control as Management determines is necessary to enable the preparation of financial statements that are free from material misstatement, whether due to fraud or error and for its assessment of the effectiveness of internal controls, risk management and overall governance.

In preparing the financial statements, Management is responsible for assessing the Scheme's ability to continue to sustain its services, disclosing, as applicable, matters related to sustainability of services and using the applicable basis of accounting unless Management is aware of the intention to terminate the Scheme or cease operations.

Management is also responsible for the submission of the financial statements to the Auditor-General in accordance with the provisions of Section 47 of the Public Audit Act, 2015.

In addition to the responsibility for the preparation and presentation of the financial statements described above, Management is also responsible for ensuring that the activities, financial transactions and information reflected in the financial statements are in compliance with the authorities which govern them, and that public resources are applied in an effective way.

Those charged with governance are responsible for overseeing the Scheme's financial reporting process, reviewing the effectiveness of how Management monitors compliance with relevant legislative and regulatory requirements, ensuring that effective processes and systems are in place to address key roles and responsibilities in relation to overall governance and risk management, and ensuring the adequacy and effectiveness of the control environment.

Auditor-General's Responsibilities for the Audit

The audit objectives are to obtain reasonable assurance about whether the financial statements as a whole are free from material misstatement, whether due to fraud or error, and to issue an auditor's report that includes my opinion in accordance with the provisions of Section 48 of the Public Audit Act, 2015 and submit the audit report in compliance with Article 229(7) of the Constitution of Kenya. Reasonable assurance is a high level of assurance, but is not a guarantee that an audit conducted in accordance with ISSAIs will always detect a material misstatement and weakness when it exists. Misstatements can arise from fraud or error and are considered material if, individually or in the aggregate, they could reasonably be expected to influence the economic decisions of users taken on the basis of these financial statements.

In addition to the audit of the financial statements, a compliance audit is planned and performed to express a conclusion about whether, in all material respects, the activities,

financial transactions and information reflected in the financial statements are in compliance with the authorities that govern them and that public resources are applied in an effective way, in accordance with the provisions of Article 229(6) of the Constitution and submit the audit report in compliance with Article 229(7) of the Constitution.

Further, in planning and performing the audit of the financial statements and audit of compliance, I consider internal control in order to give an assurance on the effectiveness of internal controls, risk management and overall governance processes and systems in accordance with the provisions of Section 7(1) (a) of the Public Audit Act, 2015 and submit the audit report in compliance with Article 229(7) of the Constitution. My consideration of the internal control would not necessarily disclose all matters in the internal control that might be material weaknesses under the ISSAIs. A material weakness is a condition in which the design or operation of one or more of the internal control components does not reduce to a relatively low level the risk that misstatements caused by error or fraud in amounts that would be material in relation to the financial statements being audited may occur and not be detected within a timely period by employees in the normal course of performing their assigned functions.

Because of its inherent limitations, internal control may not prevent or detect misstatements and instances of non-compliance. Also, projections of any evaluation of effectiveness to future periods are subject to the risk that controls may become inadequate because of changes in conditions, or that the degree of compliance with the policies and procedures may deteriorate.

As part of an audit conducted in accordance with ISSAIs, I exercise professional judgement and maintain professional skepticism throughout the audit. I also:

- Identify and assess the risks of material misstatement of the financial statements, whether due to fraud or error, design and perform audit procedures responsive to those risks, and obtain audit evidence that is sufficient and appropriate to provide a basis for my opinion. The risk of not detecting a material misstatement resulting from fraud is higher than for one resulting from error, as fraud may involve collusion, forgery, intentional omissions, misrepresentations, or the override of internal control.
- Evaluate the appropriateness of accounting policies used and the reasonableness of accounting estimates and related disclosures made by the Management.
- Conclude on the appropriateness of the Management's use of the applicable basis of accounting and based on the audit evidence obtained, whether a material uncertainty exists related to events or conditions that may cast significant doubt on the Scheme's ability to continue to sustain its services. If I conclude that a material uncertainty exists, I am required to draw attention in the auditor's report to the related disclosures in the financial statements or, if such disclosures are inadequate, to modify my opinion. My conclusions are based on the audit evidence obtained up to the date of my audit report. However, future events or conditions may cause the Scheme to cease to sustain its services.

- Evaluate the overall presentation, structure and content of the financial statements, including the disclosures and whether the financial statements represent the underlying transactions and events in a manner that achieves fair presentation.
- Obtain sufficient appropriate audit evidence regarding the financial information and business activities of the Scheme to express an opinion on the financial statements.
- Perform such other procedures as I consider necessary in the circumstances.

I communicate with the Management regarding, among other matters, the planned scope and timing of the audit and significant audit findings, including any significant deficiencies in internal control that are identified during the audit.

I also provide Management with a statement that I have complied with relevant ethical requirements regarding independence, and to communicate with them all relationships and other matters that may reasonably be thought to bear on my independence, and where applicable, related safeguards.


CPA Nancy Gathungu, CBS
AUDITOR-GENERAL

Nairobi

30 January, 2023

**12. STATEMENT OF FINANCIAL PERFORMANCE FOR THE YEAR ENDED
 30TH JUNE 2022.**

Description	Note	2021/22	2020/21
		Kshs.	Kshs.
Revenue from non-exchange transactions			
Interest Income	1	10,372,816	8,936,509
Total revenue		10,372,816	8,936,509
Expenses			
Loan Administrative expenses	2	10,372,816	8,936,509
Total expenses		10,372,816	8,936,509
Other gains/losses			
Surplus/Deficit after Tax		0	0

The notes set out on pages 6 to 18 form an integral part of these financial statements.

The financial statements were approved on 20/12/22 by:



Fund Administrator

Name: Mr. Noordin M. Haji, CBS, OGW


Date: 20/12/2022



Head of Accounts

Name: Zuvena Zainabu
 Membership No: 5395

Date: 20/12/2022



Chairperson of the Fund

Name: Mrs. Dorcas Oduor, EBS,
 OGW

Date: 20/12/2022

Office Of The Director Of Public Prosecutions Staff Housing Mortgage and Car Loan Scheme.
Annual Reports and Financial Statements
For the year ended June 30, 2022.

13. STATEMENT OF FINANCIAL POSITION AS AT 30TH JUNE 2022

Description	Note	2021/22	2020/21
		Kshs.	Kshs.
Assets			
Current assets			
Cash and cash equivalents	3	253,450,166	145,526,311
Current portion of long-term receivables	5	34,370,369	30,454,484
Total Current Assets		287,820,535	175,980,795
Non-current assets			
Long term receivables-Staff car loan and House Mortgage	6	314,179,465	296,019,205
		314,179,465	296,019,205
Total assets		602,000,000	472,000,000
Liabilities			
Total liabilities		-	-
Net assets		602,000,000	472,000,000
Car loan revolving fund		105,000,000	105,000,000
Mortgage revolving fund		497,000,000	367,000,000
Accumulated surplus (<i>Reserves</i>)		-	-
Total net assets and liabilities		602,000,000	472,000,000


The accounting policies and explanatory notes to these financial statements form an integral part of the financial statements. The Fund financial statements were approved on 20/12/2022 2022 and signed by:



.....
und Administrator

Name: Mr. Noordin M. Haji, CBS, OGW

Date: 20/12/2022



.....
Head of Accounts

Name: Zuwena Zainabu
Membership No: 5395

Date: 20/12/2022



.....
Chairperson of the Fund

Name: Mrs. Dorcas Oduor, EBS, OGW

Date: 20/12/2022


14. STATEMENT OF CHANGES IN NET ASSETS FOR THE YEAR ENDED 30TH JUNE 2022

Description	Mortgage Fund Kshs	Car Loan Fund Kshs	Accumulated Surplus Kshs	Total Kshs
As at 1 st July 2020	290,000,000	90,000,000	-	380,000,000
Surplus /Deficit for the year	-	-	-	-
Transfers during the year	77,000,000	15,000,000		92,000,000
Balance as at 30th June 2021	367,000,000	105,000,000	-	472,000,000
Surplus /Deficit for the year	-	-	-	-
Transfers during the year	130,000,000	-		130,000,000
Balance at 30th June 2022	497,000,000	105,000,000	-	602,000,000


The financial statements were approved on20/12/22.....by:



Head Administrator
Name: Mr. Noordin M. Haji, CBS, OGW
Date: 20/12/2022



Head of Accounts
Name: Zuwena Zainabu
Membership No: 5395
Date: 20/12/2022



Chairperson of the Fund
Name: Mrs. Dorcas Oduor, EBS, OGW
Date: 20/12/2022

15. STATEMENT OF CASH FLOWS FOR THE YEAR ENDED 30TH JUNE 2022

Description	Note	2021/22 Kshs.	2020/21 Kshs.
Cash flows from operating activities			
Receipts			
Interest Income	1	10,372,816	8,936,509
Total receipts		10,372,816	8,936,509
Payments			
Loan Administrative expenses	2	10,372,816	8,936,509
Total payments		10,372,816	8,936,509
Net cash flow from operating activities		-	-
Cash flows from investing activities			
Principal paid	4	33,261,348	26,406,511
Net cash flows used in investing activities		33,261,348	26,406,511
Cash flows from financing activities			
Receipts into the mortgage revolving fund	7	130,000,000	77,000,000
Receipts into the car loan revolving fund	7	-	15,000,000
Loans issued	8	(55,337,493)	(146,229,444)
Net cash flows used in financing activities		74,662,507	(54,229,444)
Net increase/(decrease) in cash and cash equivalents		107,923,855	(27,822,933)
Cash and cash equivalents at 1 July		145,526,311	173,349,244
Cash and cash equivalents at 30 June		253,450,166	145,526,311

The financial statements were approved on 20/12/2022 by:



Fund Administrator

Name: Mr. Noordin M. Haji, CBS, OGW

Date: 20/12/2022



Head of Accounts

Name: Zuwena Zainabu
Membership No: 5395

Date: 20/12/2022



Chairperson of the Fund

Name: Mrs. Dorcas Oduor, EBS, OGW

Date: 20/12/2022

**16. STATEMENT OF COMPARISON OF BUDGET AND ACTUAL AMOUNTS
FOR THE YEAR ENDED 30TH JUNE 2022**

Description	Original budget	Adjustments	Final budget	Actual on comparable basis	Performance difference	% of utilization
	Kshs.	Kshs.	Kshs.	Kshs.	Kshs.	
	A	b	C=(a+b)	d	e=(c-d)	F=d/c
Revenue						
Transfers from ODPP	130,000,000		130,000,000	130,000,000	-	100%
Interest Income	10,372,816		10,372,816	10,372,816	-	100%
Total Revenue	140,372,816		140,372,816	140,372,816	-	100%
Expenses						
3% Commission to the Bank	10,372,816		10,372,816	10,372,816	-	100%
Transfer to Revolving Fund	130,000,000		130,000,000	130,000,000	-	100%
Expenditure	140,372,816		140,372,816	140,372,816	-	100%
Surplus for the period	-	-	-	-		
Capital Expenditure	-	-	-	-	-	



Fund Administrator

Name: Mr. Noordin M. Haji, CBS, OGW


Date: 20/12/2022



Head of Accounts

Name: Zuwena Zainabu
Membership No: 5395

Date: 20/12/2022



Chairperson of the Fund

Name: Mrs. Dorcas Oduor, EBS, OGW

Date: 20/12/2022

Office Of The Director Of Public Prosecutions Staff Housing Mortgage and Car Loan Scheme.

**Annual Reports and Financial Statements
For the year ended June 30, 2022.**

17. NOTES TO THE FINANCIAL STATEMENTS

1. General Information

The Fund is established by and derives its authority and accountability from SRC/ADM/CIR/1/13 Vol. III (128) of 17th December 2014; SRC/ADM/CIR/1/13 VOL III (130) of 29th January, 2015 and SRC/ADM/CIR/1/13 VOL III (142) of 25th August 2015. The entity is wholly owned by the Office of the Director of Public Prosecutions and is domiciled in Kenya. The entity's principal is to provide loans to staff to acquire cars for mobility and also obtain houses.

2. Statement of Compliance and Basis of Preparation

The financial statements have been prepared on a historical cost basis except for the measurement at re-valued amounts of certain items of property, plant and equipment, marketable securities and financial instruments at fair value, impaired assets at their estimated recoverable amounts and actuarially determined liabilities at their present value. The preparation of financial statements in conformity with International Public Sector Accounting Standards (IPSAS) allows the use of estimates and assumptions. It also requires management to exercise judgement in the process of applying the accounting policies.

The financial statements have been prepared and presented in Kenya Shillings, which is the functional and reporting currency of the Office of the directors of Public Prosecutions.

The financial statements have been prepared in accordance with the PFM Act 2012 and International Public Sector Accounting Standards (IPSAS). The accounting policies adopted have been consistently applied to all the years presented.

3. Adoption Of New and Revised Standards

i. New and amended standards and interpretations in issue effective in the year ended 30 June 2022

IPSASB deferred the application date of standards from 1st January 2022 owing to Covid 19. This was done to provide entities with time to effectively apply the standards. The deferral was set for 1st January 2023.

ii. New and amended standards and interpretations in issue but not yet effective in the year ended 30th June 2022.

Standard	Effective date and impact:
IPSAS 41: Financial Instruments	Applicable: 1st January 2023: The objective of IPSAS 41 is to establish principles for the financial reporting of financial assets and liabilities that will present relevant and useful information to users of financial statements for their assessment of the amounts, timing and uncertainty of the Fund's future cash flows. IPSAS 41 provides users of financial statements with more useful information than IPSAS 29, by: <ul style="list-style-type: none">• Applying a single classification and measurement model for financial assets that considers the characteristics of the asset's cash flows and the objective for which the asset is held;• Applying a single forward-looking expected credit loss model that is applicable to all financial instruments subject to impairment testing; and• Applying an improved hedge accounting model that broadens the hedging arrangements in scope of the guidance. The model develops a strong link between the Fund's risk management strategies and the accounting treatment for instruments held as part of the risk management strategy.

**Annual Reports and Financial Statements
For the year ended June 30, 2022.**

Standard	Effective date and impact:
<p>IPSAS 42: Social Benefits</p>	<p>Applicable: 1st January 2023</p> <p>The objective of this Standard is to improve the relevance, faithful representativeness and comparability of the information that a reporting Fund provides in its financial statements about social benefits. The information provided should help users of the financial statements and general-purpose financial reports assess:</p> <p>(a) The nature of such social benefits provided by the Fund;</p> <p>(b) The key features of the operation of those social benefit schemes; and</p> <p>(c) The impact of such social benefits provided on the Fund's financial performance, financial position and cash flows.</p>
<p>Amendments to Other IPSAS resulting from IPSAS 41, Financial Instruments</p>	<p>Applicable: 1st January 2023:</p> <p>a) Amendments to IPSAS 5, to update the guidance related to the components of borrowing costs which were inadvertently omitted when IPSAS 41 was issued.</p> <p>b) Amendments to IPSAS 30, regarding illustrative examples on hedging and credit risk which were inadvertently omitted when IPSAS 41 was issued.</p> <p>c) Amendments to IPSAS 30, to update the guidance for accounting for financial guarantee contracts which were inadvertently omitted when IPSAS 41 was issued.</p> <p>Amendments to IPSAS 33, to update the guidance on classifying financial instruments on initial adoption of accrual basis IPSAS which were inadvertently omitted when IPSAS 41 was issued.</p>
<p>Other improvements</p>	<p>Applicable 1st January 2023</p> <ul style="list-style-type: none"> • <i>IPSAS 22 Disclosure of Financial Information about the General</i>

Annual Reports and Financial Statements

For the year ended June 30, 2022.

Standard	Effective date and impact:
to IPSAS	<p><i>Government Sector.</i></p> <p>Amendments to refer to the latest System of National Accounts (SNA 2008).</p> <ul style="list-style-type: none"> • <i>IPSAS 39: Employee Benefits</i> <p>Now deletes the term composite social security benefits as it is no longer defined in IPSAS.</p> <ul style="list-style-type: none"> • IPSAS 29: Financial instruments: Recognition and Measurement <p>Standard no longer included in the 2021 IPSAS handbook as it is now superseded by IPSAS 41 which is applicable from 1st January 2023.</p>
IPSAS 43	<p><i>Applicable 1st January 2025</i></p> <p>The standard sets out the principles for the recognition, measurement, presentation, and disclosure of leases. The objective is to ensure that lessees and lessors provide relevant information in a manner that faithfully represents those transactions. This information gives a basis for users of financial statements to assess the effect that leases have on the financial position, financial performance and cash flows of the Fund. The new standard requires entities to recognise, measure and present information on right of use assets and lease liabilities.</p>
IPSAS 44: Non- Current Assets Held for Sale and Discontinued Operations	<p><i>Applicable 1st January 2025</i></p> <p>The Standard requires,</p> <p>Assets that meet the criteria to be classified as held for sale to be measured at the lower of carrying amount and fair value less costs to sell and the depreciation of such assets to cease and:</p> <p>Assets that meet the criteria to be classified as held for sale to be presented separately in the statement of financial position and the results of discontinued operations to be presented separately in the statement of financial performance.</p>

iii. Early adoption of standards

The Fund did not early – adopt any new or amended standards in the year 2021/22.

4. Significant Accounting Policies

a. Revenue recognition

i) Revenue from non-exchange transactions

Transfers from other government entities

Revenues from non-exchange transactions with other government entities are measured at fair value and recognized on obtaining control of the asset (cash, goods, services and property) if the transfer is free from conditions and it is probable that the economic benefits or service potential related to the asset will flow to the Fund and can be measured reliably.

ii) Revenue from exchange transactions

Interest income

Interest income is accrued using the effective yield method. The effective yield discounts estimated future cash receipts through the expected life of the financial asset to that asset's net carrying amount. The method applies this yield to the principal outstanding to determine interest income for each period.

b. Budget information

The original budget for FY 2021/22 was approved on 05.10.2021. Subsequent revisions or additional appropriations were made to the approved budget in accordance with specific approvals from the appropriate authorities. The additional appropriations are added to the original budget by the Fund upon receiving the respective approvals in order to conclude the final budget.

The Fund's budget is prepared on a different basis from the actual income and expenditure disclosed in the financial statements. The financial statements are prepared on accrual basis using a classification based on the nature of expenses in the statement of financial performance, whereas the budget is prepared on a cash basis. The amounts in the

**Annual Reports and Financial Statements
For the year ended June 30, 2022.**

financial statements were recast from the accrual basis to the cash basis and reclassified by presentation to be on the same basis as the approved budget. A comparison of budget and actual amounts, prepared on a comparable basis to the approved budget, is then presented under page 5 of these financial statements.

the statement of comparison of budget and actual amounts. In addition to the Basis difference, adjustments to amounts in the financial statements are also made for differences in the formats and classification schemes adopted for the presentation of the financial statements and the approved budget.

A statement to reconcile the actual amounts on a comparable basis included in the statement of comparison of budget and actual amounts as per the statement of financial performance has been presented as annexures of these financial statements.

c. Property, plant, and equipment (PPE)

All property, plant and equipment are stated at cost less accumulated depreciation and impairment losses. Cost includes expenditure that is directly attributable to the acquisition of the items. When significant parts of property, plant and equipment are required to be replaced at intervals, the Fund recognizes such parts as individual assets with specific useful lives and depreciates them accordingly. Likewise, when a major inspection is performed, its cost is recognized in the carrying amount of the plant and equipment as a replacement if the recognition criteria are satisfied. All other repair and maintenance costs are recognized in surplus or deficit as incurred. Where an asset is acquired in a non-exchange transaction for nil or nominal consideration the asset is initially measured at its fair value.

d. Intangible assets

Intangible assets acquired separately are initially recognized at cost. The cost of intangible assets acquired in a non-exchange transaction is their fair value at the date of the exchange. Following initial recognition, intangible assets are carried at cost less any accumulated amortization and accumulated impairment losses. Internally generated intangible assets, excluding capitalized development costs, are not capitalized and expenditure is reflected in surplus or deficit in the period in which the expenditure is incurred. The useful life of the intangible assets is assessed as either finite or indefinite.

Significant Accounting Policies (Continued)

e. Financial instruments

1) Financial assets

Initial recognition and measurement

Financial assets within the scope of IPSAS 29 Financial Instruments; Recognition and Measurement are classified as financial assets at fair value through surplus or deficit, loans and receivables, held-to-maturity investments, or available-for-sale financial assets, as appropriate. The Fund determines the classification of its financial assets at initial recognition.

Loans and receivables

Loans and receivables are non-derivative financial assets with fixed or determinable payments that are not quoted in an active market. After initial measurement, such financial assets are subsequently measured at amortized cost using the effective interest method, less impairment. Amortized cost is calculated by taking into account any discount or premium on acquisition and fees or costs that are an integral part of the effective interest rate. Losses arising from impairment are recognized in the surplus or deficit.

Held-to-maturity

Non-derivative financial assets with fixed or determinable payments and fixed maturities are classified as held to maturity when the Fund has the positive intention and ability to hold it to maturity. After initial measurement, held-to-maturity investments are measured at amortized cost using the effective interest method, with less impairment. Amortized cost is calculated by taking into account any discount or premium on acquisition and fees or costs that are an integral part of the effective interest rate. The losses arising from impairment are recognized in surplus or deficit.

**Annual Reports and Financial Statements
For the year ended June 30, 2022.**

Significant Accounting Policies (Continued)

Impairment of financial assets

The Fund assesses at each reporting date whether there is objective evidence that a financial asset or a Fund of financial assets is impaired. Management then follows the procedure required by Regulation 145 of the PFM Act 2012. A financial asset of the Fund is deemed to be impaired if, and only if, there is objective evidence of impairment as a result of one or more events that has occurred after the initial recognition of the asset (*an incurred 'loss event'*) and that loss event has an impact on the estimated future cash flows of the Fund that can be reliably estimated. Evidence of impairment may include the following indicators:

- The debtors of the Fund are experiencing significant financial difficulty
- Default or delinquency in interest or principal payments
- The probability that debtors will enter bankruptcy or other financial reorganization
- Observable data indicates a measurable decrease in estimated future cash flows (e.g. changes in arrears or economic conditions that correlate with defaults)

2) Financial liabilities

Initial recognition and measurement

Financial liabilities within the scope of IPSAS 29 are classified as financial liabilities at fair value through surplus or deficit or loans and borrowings, as appropriate. The Fund determines the classification of its financial liabilities at initial recognition.

All financial liabilities are recognized initially at fair value and, in the case of loans and borrowings, plus directly attributable transaction costs.

**Annual Reports and Financial Statements
For the year ended June 30, 2022.**

Significant Accounting Policies (Continued)

f. Contingent liabilities

The Fund does not recognize a contingent liability but discloses details of any contingencies in the notes to the financial statements, unless the possibility of an outflow of resources embodying economic benefits or service potential is remote.

g. Contingent assets

The Fund does not recognize a contingent asset but discloses details of a possible asset whose existence is contingent on the occurrence or non-occurrence of one or more uncertain future events not wholly within the control of the Fund in the notes to the financial statements. Contingent assets are assessed continually to ensure that developments are appropriately reflected in the financial statements. If it has become virtually certain that an inflow of economic benefits or service potential will arise and the asset's value can be measured reliably, the asset and the related revenue are recognized in the financial statements of the period in which the change occurs.

h. Nature and purpose of reserves

The Fund creates and maintains reserves at consolidated bank for both staff car loan and house mortgage in terms of specific requirements.

i. Changes in accounting policies and estimates

The Fund recognizes the effects of changes in accounting policy retrospectively. The effects of changes in accounting policy are applied prospectively if retrospective application is impractical.

j. Foreign currency transactions

Transactions in foreign currencies are initially accounted for at the ruling rate of exchange on the date of the transaction. Trade creditors or debtors denominated in foreign currency are reported at the statement of financial position reporting date by applying the exchange rate on that date. Exchange differences arising from the settlement of creditors, or from the reporting of creditors at rates different from those at which they were initially recorded during the period, are recognized as income or expenses in the period in which they arise.

**Annual Reports and Financial Statements
For the year ended June 30, 2022.**

Significant Accounting Policies (Continued)

k. Related parties

The Fund regards a related party as a person or entity with the ability to exert control individually or jointly, or to exercise significant influence over the Fund, or vice versa. Members of key management are regarded as related parties and comprise the Directors/Trustee, the Fund Managers, and Fund Accountant.

l. Cash and cash equivalents

Cash and cash equivalents comprise cash at bank, short-term deposits on call, and highly liquid investments with an original maturity of three months or less, which are readily convertible to known amounts of cash and are subject to insignificant risk of changes in value. Bank account balances include amounts held at the Consolidated Bank.

m. Comparative figures

Where necessary comparative figures for the previous financial year have been amended or reconfigured to conform to the required changes in presentation.

n. Events after the reporting period

There were no material adjusting and non-adjusting events after the reporting period.

o. Ultimate and Holding Fund

The Fund is established under Section 24 (4) PFM Act, 2012 under the Office of the Director Of Public Prosecutions. Its ultimate parent is the Government of Kenya.

p. Currency

The financial statements are presented in Kenya Shillings (Kshs.).

Significant Accounting Policies (Continued)

5. Significant judgments and sources of estimation uncertainty

The preparation of the Fund's financial statements in conformity with IPSAS requires management to make judgments, estimates and assumptions that affect the reported amounts of revenues, expenses, assets and liabilities, and the disclosure of contingent liabilities, at the end of the reporting period. However, uncertainty about these assumptions and estimates could result in outcomes that require a material adjustment to the carrying amount of the asset or liability affected in future periods.

a) Estimates and assumptions

The key assumptions concerning the future and other key sources of estimation uncertainty at the reporting date, that have a significant risk of causing a material adjustment to the carrying amounts of assets and liabilities within the next financial year, are described below. However, existing circumstances and assumptions about future developments may change due to market changes or circumstances arising beyond the control of the Fund. Such changes are reflected in the assumptions when they occur.

b) Useful lives and residual values

The useful lives and residual values of assets are assessed using the following indicators to inform potential future use and value from disposal:

- i) The condition of the asset is based on the assessment of experts employed by the Fund
- ii) The nature of the asset, its susceptibility and adaptability to changes in technology and processes
- iii) The nature of the processes in which the asset is deployed
- iv) Availability of funding to replace the asset
- v) Changes in the market in relation to the asset

Annual Reports and Financial Statements
For the year ended June 30, 2022.

Notes to the Financial Statements

1. INTEREST INCOME

Description	2021-2022	2020-2021
	Kshs	Kshs
Interest income from car loan (3%)	1,675,355	1,712,932
Interest Income from Mortgage loans (3%)	8,697,461	7,223,577
Other interest income		
TOTAL	10,372,816	8,936,509

2. LOAN ADMINISTRATIVE EXPENSES

Description	2021-2022	2020-2021
	Kshs	Kshs
3% Commission to the Bank	10,372,816	8,936,509
TOTAL	10,372,816	8,936,509

3. CASH AND CASH EQUIVALENT

Description	2021-2022	2020-2021
	Kshs	Kshs
Consolidated Car Loan Account	57,781,951	44,878,633
Consolidated Mortgage Account	195,668,215	100,647,678
Total	253,450,166	145,526,311

4. PRINCIPAL PAID

Description	2021-2022	2020-2021
	Kshs	Kshs
Principal recovered (car loan)	19,253,318	15,680,344
Principal recovered (Mortgage loan)	14,008,030	10,726,167
TOTAL	33,261,348	26,406,511

Office Of The Director Of Public Prosecutions Staff Housing Mortgage and Car Loan Scheme.

**Annual Reports and Financial Statements
For the year ended June 30, 2022.**

Notes to the Financial Statements continued

5. CURRENT PORTION OF LONG TERM RECEIVABLES

Description	2021-2022	2020-2021
	Kshs	Kshs
Car	19,164,387	18,753,779
Mortgage	15,205,982	11,700,704
Total	34,370,369	30,454,483

6. LONG TERM RECEIVABLES STAFF CAR LOAN AND HOUSE MORTGAGE

Description	2021-2022	2020-2021
	Kshs	Kshs
Car	28,053,662	41,367,588
Mortgage	286,125,802	254,651,617
Total	314,179,464	296,019,205

7. TRANSFER TO REVOLVING FUND

Description	2021-2022	2020-2021
	Kshs	Kshs
Staff car loan		15,000,000
Staff mortgage Loan	130,000,000	77,000,000
Totals	130,000,000	92,000,000

8. LOAN DISBURSED


Description	2021-2022	2020-2021
	Kshs	Kshs
Staff car loan	6,350,000	31,320,000
Staff mortgage Loan	48,987,493	114,909,444
Totals	55,337,493	146,229,444

**Annual Reports and Financial Statements
For the year ended June 30, 2022.**

Annex I: Progress on Follow Up Of Prior Year Auditor's Recommendations

The following is the summary of issues raised by the external auditor, and management comments that were provided to the auditor.

Reference No. on the external audit Report	Issue / Observations from Auditor	Management comments	Status: (Resolved / Not Resolved)	Timeframe: (Put a date when you expect the issue to be resolved)



PAYMENTS IN CASHBOOK NOT IN BANK AS 30TH JUNE 2022

DATE	CHQ.NO.	PAYEE	AMOUNT
01-02-2021		MAUREEN WAMBUI	1,000,000.00
			1,000,000.00

RECEIPTS IN BANK NOT IN CASHBOOK

DATE	CHQ.NO.	PAYEE	AMOUNT
10-04-2019		PRINCIPAL RECEIPT	4,349,086.00
21-07-2020		PRINCIPAL RECEIPT	11,525,193.55
12-01-2021		PRINCIPAL RECEIPT	3,591,608.00
25-08-2021		PRINCIPAL RECEIPT	13,699,589.00
18-05-2022		PRINCIPAL RECEIPT	15,027,806.60
15-06-2022			1,643,819.00
			49,837,102.15

PAYMENTS IN BANK NOT IN CASH BOOK

DATE	CHQ.NO.	PAYEE	AMOUNT
25-11-2021		VIOLET KERUBO	2,050,000.00
21-02-2022		SPIRA LAURA	1,500,000.00
10-03-2022		KIHUMBA ROSE	1,450,000.00
13-06-2022		FREDRICK NDERITU	1,500,000.00
30-06-2022		IDRIS KIPRUTO	1,500,000.00
			8,000,000.00

RECEIPTS IN CASHBOOK NOT IN BANK STATEMENT

DATE	CHQ.NO.	PAYEE	AMOUNT
Nov-17		WILLIAM KABUGI MUCHINA	20,109.30
Dec-17		WILLIAM KABUGI MUCHINA	20,159.57
Jan-18		WILLIAM KABUGI MUCHINA	20,209.97
Feb-18		WILLIAM KABUGI MUCHINA	20,260.49
Mar-18		WILLIAM KABUGI MUCHINA	20,311.15
Apr-18		WILLIAM KABUGI MUCHINA	20,361.92
May-18		WILLIAM KABUGI MUCHINA	20,412.83
Jun-18		WILLIAM KABUGI MUCHINA	20,463.86
Jul-18		WILLIAM KABUGI MUCHINA	20,515.02
Aug-18		WILLIAM KABUGI MUCHINA	20,566.31
Sep-18		WILLIAM KABUGI MUCHINA	20,617.72
Oct-18		WILLIAM KABUGI MUCHINA	20,669.27
Nov-18		WILLIAM KABUGI MUCHINA	20,720.94
Dec-18		WILLIAM KABUGI MUCHINA	20,772.74
Jan-19		WILLIAM KABUGI MUCHINA	20,824.68
Feb-19		WILLIAM KABUGI MUCHINA	20,876.74
Mar-19		WILLIAM KABUGI MUCHINA	20,928.93
Apr-19		WILLIAM KABUGI MUCHINA	20,981.25
May-19		WILLIAM KABUGI MUCHINA	21,033.70
Jun-19		WILLIAM KABUGI MUCHINA	21,086.29
Jul-19		WILLIAM KABUGI MUCHINA	21,139.00
Aug-19		WILLIAM KABUGI MUCHINA	21,191.85
Sep-19		WILLIAM KABUGI MUCHINA	21,244.83
Oct-19		WILLIAM KABUGI MUCHINA	21,297.94
Nov-19		WILLIAM KABUGI MUCHINA	21,351.19
Dec-19		WILLIAM KABUGI MUCHINA	21,404.57
Jan-20		WILLIAM KABUGI MUCHINA	21,458.08
Feb-20		WILLIAM KABUGI MUCHINA	21,511.72
Mar-20		WILLIAM KABUGI MUCHINA	21,565.50
Apr-20		WILLIAM KABUGI MUCHINA	21,619.42
May-20		WILLIAM KABUGI MUCHINA	21,673.46
Jun-20		WILLIAM KABUGI MUCHINA	21,727.65
Jul-20		WILLIAM KABUGI MUCHINA	21,781.97
Aug-20		WILLIAM KABUGI MUCHINA	21,836.42
Sep-20		WILLIAM KABUGI MUCHINA	21,891.01
Oct-20		WILLIAM KABUGI MUCHINA	21,945.74
Nov-20		WILLIAM KABUGI MUCHINA	22,000.61
Dec-20		WILLIAM KABUGI MUCHINA	22,055.61
Jan-21		WILLIAM KABUGI MUCHINA	22,110.75
Feb-21		WILLIAM KABUGI MUCHINA	22,166.02
Mar-21		WILLIAM KABUGI MUCHINA	22,221.44
Apr-21		WILLIAM KABUGI MUCHINA	22,276.99
May-21		WILLIAM KABUGI MUCHINA	22,332.68
Jun-21		WILLIAM KABUGI MUCHINA	22,388.52
Jan-18		ISAAC KIMUTAI TALAI	15,468.69
Feb-18		ISAAC KIMUTAI TALAI	15,507.36
Mar-18		ISAAC KIMUTAI TALAI	15,546.13
Apr-18		ISAAC KIMUTAI TALAI	15,585.00
May-18		ISAAC KIMUTAI TALAI	15,623.96
Jun-18		ISAAC KIMUTAI TALAI	15,663.02
Jul-18		ISAAC KIMUTAI TALAI	15,702.18
Aug-18		ISAAC KIMUTAI TALAI	15,741.43
Sep-18		ISAAC KIMUTAI TALAI	15,780.79
Oct-18		ISAAC KIMUTAI TALAI	15,820.24
Nov-18		ISAAC KIMUTAI TALAI	15,859.79
Dec-18		ISAAC KIMUTAI TALAI	15,899.44
Jan-19		ISAAC KIMUTAI TALAI	15,939.19

Feb-19	ISAAC KIMUTAI TALAI	15,979.63
Mar-19	ISAAC KIMUTAI TALAI	16,018.98
Apr-19	ISAAC KIMUTAI TALAI	16,059.03
May-19	ISAAC KIMUTAI TALAI	16,099.18
Jun-19	ISAAC KIMUTAI TALAI	16,139.42
Jul-19	ISAAC KIMUTAI TALAI	16,179.77
Aug-19	ISAAC KIMUTAI TALAI	16,220.22
Sep-19	ISAAC KIMUTAI TALAI	16,260.77
Oct-19	ISAAC KIMUTAI TALAI	16,301.42
Nov-19	ISAAC KIMUTAI TALAI	16,342.18
Dec-19	ISAAC KIMUTAI TALAI	16,383.03
Jan-20	ISAAC KIMUTAI TALAI	16,423.99
Feb-20	ISAAC KIMUTAI TALAI	16,465.05
Mar-20	ISAAC KIMUTAI TALAI	16,506.21
Apr-20	ISAAC KIMUTAI TALAI	16,547.48
May-20	ISAAC KIMUTAI TALAI	16,588.85
Jun-20	ISAAC KIMUTAI TALAI	16,630.32
Jul-20	ISAAC KIMUTAI TALAI	16,671.90
Aug-20	ISAAC KIMUTAI TALAI	16,713.58
Sep-20	ISAAC KIMUTAI TALAI	16,755.36
Oct-20	ISAAC KIMUTAI TALAI	16,797.25
Nov-20	ISAAC KIMUTAI TALAI	16,839.24
Dec-20	ISAAC KIMUTAI TALAI	16,881.34
Jan-21	ISAAC KIMUTAI TALAI	16,923.54
Feb-21	ISAAC KIMUTAI TALAI	16,965.85
Mar-21	ISAAC KIMUTAI TALAI	17,008.27
Apr-21	ISAAC KIMUTAI TALAI	17,050.79
May-21	ISAAC KIMUTAI TALAI	17,093.41
Jun-21	ISAAC KIMUTAI TALAI	17,136.15
Feb-18	ANNETTE WANGIA	13,148.39
Mar-18	ANNETTE WANGIA	13,181.26
Apr-18	ANNETTE WANGIA	13,214.21
May-18	ANNETTE WANGIA	13,247.25
Jun-18	ANNETTE WANGIA	13,280.36
Jul-18	ANNETTE WANGIA	13,313.57
Aug-18	ANNETTE WANGIA	13,346.85
Sep-18	ANNETTE WANGIA	13,380.22
Oct-18	ANNETTE WANGIA	13,413.67
Nov-18	ANNETTE WANGIA	13,447.20
Dec-18	ANNETTE WANGIA	13,480.82
Jan-19	ANNETTE WANGIA	13,514.52
Feb-19	ANNETTE WANGIA	13,548.31
Mar-19	ANNETTE WANGIA	13,582.18
Apr-19	ANNETTE WANGIA	13,616.13
May-19	ANNETTE WANGIA	13,650.17
Jun-19	ANNETTE WANGIA	13,684.39
Jul-19	ANNETTE WANGIA	13,718.51
Aug-19	ANNETTE WANGIA	13,752.81
Sep-19	ANNETTE WANGIA	13,787.19
Oct-19	ANNETTE WANGIA	13,821.66
Nov-19	ANNETTE WANGIA	13,856.21
Dec-19	ANNETTE WANGIA	13,890.85
Jan-20	ANNETTE WANGIA	13,925.58
Feb-20	ANNETTE WANGIA	13,960.39
Mar-20	ANNETTE WANGIA	13,995.29
Apr-20	ANNETTE WANGIA	14,030.28
May-20	ANNETTE WANGIA	14,065.36
Jun-20	ANNETTE WANGIA	14,100.52
Jul-20	ANNETTE WANGIA	14,135.77
Aug-20	ANNETTE WANGIA	14,171.11
Sep-20	ANNETTE WANGIA	14,206.54
Oct-20	ANNETTE WANGIA	14,242.06
Nov-20	ANNETTE WANGIA	14,277.69
Dec-20	ANNETTE WANGIA	14,313.36
Jan-21	ANNETTE WANGIA	14,349.14
Feb-21	ANNETTE WANGIA	14,385.01
Mar-21	ANNETTE WANGIA	14,420.97
Apr-21	ANNETTE WANGIA	14,457.03
May-21	ANNETTE WANGIA	14,493.17
Jun-21	ANNETTE WANGIA	14,529.40
Feb-18	JULIET ADHIAMBO ASIYO	17,015.56
Mar-18	JULIET ADHIAMBO ASIYO	17,058.10
Apr-18	JULIET ADHIAMBO ASIYO	17,100.74
May-18	JULIET ADHIAMBO ASIYO	17,143.50
Jun-18	JULIET ADHIAMBO ASIYO	17,186.35
Jul-18	JULIET ADHIAMBO ASIYO	17,229.32
Aug-18	JULIET ADHIAMBO ASIYO	17,272.39
Sep-18	JULIET ADHIAMBO ASIYO	17,315.57
Oct-18	JULIET ADHIAMBO ASIYO	17,358.85
Nov-18	JULIET ADHIAMBO ASIYO	17,402.26
Dec-18	JULIET ADHIAMBO ASIYO	17,445.77
Jan-19	JULIET ADHIAMBO ASIYO	17,489.38
Feb-19	JULIET ADHIAMBO ASIYO	17,533.10
Mar-19	JULIET ADHIAMBO ASIYO	17,576.94
Apr-19	JULIET ADHIAMBO ASIYO	17,620.88
May-19	JULIET ADHIAMBO ASIYO	17,664.93
Jun-19	JULIET ADHIAMBO ASIYO	17,709.09

Jul-19	JULIET ADHIAMBO ASIYO	17,753.37
Aug-19	JULIET ADHIAMBO ASIYO	17,797.75
Sep-19	JULIET ADHIAMBO ASIYO	17,842.24
Oct-19	JULIET ADHIAMBO ASIYO	17,886.85
Nov-19	JULIET ADHIAMBO ASIYO	17,931.57
Dec-19	JULIET ADHIAMBO ASIYO	17,976.40
Jan-20	JULIET ADHIAMBO ASIYO	18,021.34
Feb-20	JULIET ADHIAMBO ASIYO	18,066.39
Mar-20	JULIET ADHIAMBO ASIYO	18,111.56
Apr-20	JULIET ADHIAMBO ASIYO	18,156.84
May-20	JULIET ADHIAMBO ASIYO	18,202.23
Jun-20	JULIET ADHIAMBO ASIYO	18,247.73
Jul-20	JULIET ADHIAMBO ASIYO	18,293.35
Aug-20	JULIET ADHIAMBO ASIYO	18,339.09
Sep-20	JULIET ADHIAMBO ASIYO	18,384.93
Oct-20	JULIET ADHIAMBO ASIYO	18,430.90
Nov-20	JULIET ADHIAMBO ASIYO	18,476.97
Dec-20	JULIET ADHIAMBO ASIYO	18,522.17
Jan-21	JULIET ADHIAMBO ASIYO	18,569.47
Feb-21	JULIET ADHIAMBO ASIYO	18,615.90
Mar-21	JULIET ADHIAMBO ASIYO	18,662.44
Apr-21	JULIET ADHIAMBO ASIYO	18,709.09
May-21	JULIET ADHIAMBO ASIYO	18,755.87
Jun-21	JULIET ADHIAMBO ASIYO	18,802.76
Feb-18	EDNA NTABO OSOBE	23,203.04
Mar-18	EDNA NTABO OSOBE	23,261.04
Apr-18	EDNA NTABO OSOBE	23,319.20
May-18	EDNA NTABO OSOBE	23,377.49
Jun-18	EDNA NTABO OSOBE	23,435.94
Jul-18	EDNA NTABO OSOBE	23,494.53
Aug-18	EDNA NTABO OSOBE	23,553.26
Sep-18	EDNA NTABO OSOBE	23,612.15
Oct-18	EDNA NTABO OSOBE	23,671.18
Nov-18	EDNA NTABO OSOBE	23,730.36
Dec-18	EDNA NTABO OSOBE	23,789.68
Jan-19	EDNA NTABO OSOBE	23,849.16
Feb-19	EDNA NTABO OSOBE	23,908.78
Mar-19	EDNA NTABO OSOBE	23,968.55
Apr-19	EDNA NTABO OSOBE	24,028.47
May-19	EDNA NTABO OSOBE	24,088.54
Jun-19	EDNA NTABO OSOBE	24,148.76
Jul-19	EDNA NTABO OSOBE	24,209.14
Aug-19	EDNA NTABO OSOBE	24,269.66
Sep-19	EDNA NTABO OSOBE	24,330.33
Oct-19	EDNA NTABO OSOBE	24,391.16
Nov-19	EDNA NTABO OSOBE	24,452.14
Dec-19	EDNA NTABO OSOBE	24,513.27
Jan-20	EDNA NTABO OSOBE	24,574.55
Feb-20	EDNA NTABO OSOBE	24,635.99
Mar-20	EDNA NTABO OSOBE	24,697.58
Apr-20	EDNA NTABO OSOBE	24,759.32
May-20	EDNA NTABO OSOBE	24,821.22
Jun-20	EDNA NTABO OSOBE	24,883.27
Jul-20	EDNA NTABO OSOBE	24,945.48
Aug-20	EDNA NTABO OSOBE	25,007.84
Sep-20	EDNA NTABO OSOBE	25,070.36
Oct-20	EDNA NTABO OSOBE	25,133.04
Nov-20	EDNA NTABO OSOBE	25,195.87
Dec-20	EDNA NTABO OSOBE	25,258.86
Jan-21	EDNA NTABO OSOBE	25,322.01
Feb-21	EDNA NTABO OSOBE	25,385.31
Mar-21	EDNA NTABO OSOBE	25,448.78
Apr-21	EDNA NTABO OSOBE	25,512.40
May-21	EDNA NTABO OSOBE	25,576.18
Jun-21	EDNA NTABO OSOBE	25,640.12
Feb-18	ALEX ANYANGU AKULA	23,203.04
Mar-18	ALEX ANYANGU AKULA	23,261.04
Apr-18	ALEX ANYANGU AKULA	23,319.20
May-18	ALEX ANYANGU AKULA	23,377.49
Jun-18	ALEX ANYANGU AKULA	23,435.94
Jul-18	ALEX ANYANGU AKULA	23,494.53
Aug-18	ALEX ANYANGU AKULA	23,553.26
Sep-18	ALEX ANYANGU AKULA	23,612.15
Oct-18	ALEX ANYANGU AKULA	23,671.18
Nov-18	ALEX ANYANGU AKULA	23,730.36
Dec-18	ALEX ANYANGU AKULA	23,789.68
Jan-19	ALEX ANYANGU AKULA	23,849.16
Feb-19	ALEX ANYANGU AKULA	23,908.78
Mar-19	ALEX ANYANGU AKULA	23,968.55
Apr-19	ALEX ANYANGU AKULA	24,028.47
May-19	ALEX ANYANGU AKULA	24,088.54
Jun-19	ALEX ANYANGU AKULA	24,148.76
Jul-19	ALEX ANYANGU AKULA	24,209.14
Aug-19	ALEX ANYANGU AKULA	24,269.66
Sep-19	ALEX ANYANGU AKULA	24,330.33
Oct-19	ALEX ANYANGU AKULA	24,391.16
Nov-19	ALEX ANYANGU AKULA	24,452.14

Dec-19	ALEX ANYANGU AKULA	24,613.27
Jan-20	ALEX ANYANGU AKULA	24,574.55
Feb-20	ALEX ANYANGU AKULA	24,645.99
Mar-20	ALEX ANYANGU AKULA	24,697.58
Apr-20	ALEX ANYANGU AKULA	24,759.32
May-20	ALEX ANYANGU AKULA	24,821.22
Jun-20	ALEX ANYANGU AKULA	24,883.27
Jul-20	ALEX ANYANGU AKULA	24,945.48
Aug-20	ALEX ANYANGU AKULA	25,007.84
Sep-20	ALEX ANYANGU AKULA	25,070.36
Oct-20	ALEX ANYANGU AKULA	25,133.04
Nov-20	ALEX ANYANGU AKULA	25,195.87
Dec-20	ALEX ANYANGU AKULA	25,258.86
Jan-21	ALEX ANYANGU AKULA	25,322.01
Feb-21	ALEX ANYANGU AKULA	25,385.31
Mar-21	ALEX ANYANGU AKULA	25,448.78
Apr-21	ALEX ANYANGU AKULA	25,512.40
May-21	ALEX ANYANGU AKULA	25,576.18
Jun-21	ALEX ANYANGU AKULA	25,640.12
Apr-18	MURUKI EVANS GITONGA	24,749.91
May-18	MURUKI EVANS GITONGA	24,811.78
Jun-18	MURUKI EVANS GITONGA	24,873.81
Jul-18	MURUKI EVANS GITONGA	24,935.99
Aug-18	MURUKI EVANS GITONGA	24,998.33
Sep-18	MURUKI EVANS GITONGA	25,060.83
Oct-18	MURUKI EVANS GITONGA	25,123.48
Nov-18	MURUKI EVANS GITONGA	25,186.29
Dec-18	MURUKI EVANS GITONGA	25,249.26
Jan-19	MURUKI EVANS GITONGA	25,312.38
Feb-19	MURUKI EVANS GITONGA	25,375.66
Mar-19	MURUKI EVANS GITONGA	25,439.10
Apr-19	MURUKI EVANS GITONGA	25,502.70
May-19	MURUKI EVANS GITONGA	25,566.45
Jun-19	MURUKI EVANS GITONGA	25,630.37
Jul-19	MURUKI EVANS GITONGA	25,694.45
Aug-19	MURUKI EVANS GITONGA	25,758.68
Sep-19	MURUKI EVANS GITONGA	25,823.08
Oct-19	MURUKI EVANS GITONGA	25,887.64
Nov-19	MURUKI EVANS GITONGA	25,952.36
Dec-19	MURUKI EVANS GITONGA	26,017.24
Jan-20	MURUKI EVANS GITONGA	26,082.28
Feb-20	MURUKI EVANS GITONGA	26,147.49
Mar-20	MURUKI EVANS GITONGA	26,212.85
Apr-20	MURUKI EVANS GITONGA	26,278.39
May-20	MURUKI EVANS GITONGA	26,344.08
Jun-20	MURUKI EVANS GITONGA	26,409.94
Jul-20	MURUKI EVANS GITONGA	26,475.97
Aug-20	MURUKI EVANS GITONGA	26,542.16
Sep-20	MURUKI EVANS GITONGA	26,608.51
Oct-20	MURUKI EVANS GITONGA	26,675.03
Nov-20	MURUKI EVANS GITONGA	26,741.72
Dec-20	MURUKI EVANS GITONGA	26,808.58
Jan-21	MURUKI EVANS GITONGA	26,875.60
Feb-21	MURUKI EVANS GITONGA	26,942.79
Mar-21	MURUKI EVANS GITONGA	27,010.14
Apr-21	MURUKI EVANS GITONGA	27,077.67
May-21	MURUKI EVANS GITONGA	27,145.36
Jun-21	MURUKI EVANS GITONGA	27,213.21
May-18	BONIFACE GATOBU MUTEMBEI	20,109.30
Jun-18	BONIFACE GATOBU MUTEMBEI	20,159.57
Jul-18	BONIFACE GATOBU MUTEMBEI	20,209.97
Aug-18	BONIFACE GATOBU MUTEMBEI	20,260.49
Sep-18	BONIFACE GATOBU MUTEMBEI	20,311.15
Oct-18	BONIFACE GATOBU MUTEMBEI	20,361.92
Nov-18	BONIFACE GATOBU MUTEMBEI	20,412.83
Dec-18	BONIFACE GATOBU MUTEMBEI	20,463.86
Jan-19	BONIFACE GATOBU MUTEMBEI	20,515.02
Feb-19	BONIFACE GATOBU MUTEMBEI	20,566.31
Mar-19	BONIFACE GATOBU MUTEMBEI	20,617.72
Apr-19	BONIFACE GATOBU MUTEMBEI	20,669.27
May-19	BONIFACE GATOBU MUTEMBEI	20,720.94
Jun-19	BONIFACE GATOBU MUTEMBEI	20,772.74
Jul-19	BONIFACE GATOBU MUTEMBEI	20,824.68
Aug-19	BONIFACE GATOBU MUTEMBEI	20,876.74
Sep-19	BONIFACE GATOBU MUTEMBEI	20,928.93
Oct-19	BONIFACE GATOBU MUTEMBEI	20,981.25
Nov-19	BONIFACE GATOBU MUTEMBEI	21,033.70
Dec-19	BONIFACE GATOBU MUTEMBEI	21,086.29
Jan-20	BONIFACE GATOBU MUTEMBEI	21,139.00
Feb-20	BONIFACE GATOBU MUTEMBEI	21,191.85
Mar-20	BONIFACE GATOBU MUTEMBEI	21,244.83
Apr-20	BONIFACE GATOBU MUTEMBEI	21,297.94
May-20	BONIFACE GATOBU MUTEMBEI	21,351.19
Jun-20	BONIFACE GATOBU MUTEMBEI	21,404.57
Jul-20	BONIFACE GATOBU MUTEMBEI	21,458.08
Aug-20	BONIFACE GATOBU MUTEMBEI	21,511.72
Sep-20	BONIFACE GATOBU MUTEMBEI	21,565.50

Oct-20	BONIFACE GATOBU MITEMBEI	21,619.42
Nov-20	BONIFACE GATOBU MITEMBEI	21,673.46
Dec-20	BONIFACE GATOBU MITEMBEI	21,727.65
Jan-21	BONIFACE GATOBU MITEMBEI	21,781.97
Feb-21	BONIFACE GATOBU MITEMBEI	21,836.42
Mar-21	BONIFACE GATOBU MITEMBEI	21,891.01
Apr-21	BONIFACE GATOBU MITEMBEI	21,945.74
May-21	BONIFACE GATOBU MITEMBEI	22,000.61
Jun-21	BONIFACE GATOBU MITEMBEI	22,055.61
May-18	THYAKA SHARON NDUNGU	23,203.04
Jun-18	THYAKA SHARON NDUNGU	23,261.04
Jul-18	THYAKA SHARON NDUNGU	23,319.20
Aug-18	THYAKA SHARON NDUNGU	23,377.49
Sep-18	THYAKA SHARON NDUNGU	23,435.94
Oct-18	THYAKA SHARON NDUNGU	23,494.51
Nov-18	THYAKA SHARON NDUNGU	23,553.26
Dec-18	THYAKA SHARON NDUNGU	23,612.15
Jan-19	THYAKA SHARON NDUNGU	23,671.18
Feb-19	THYAKA SHARON NDUNGU	23,730.36
Mar-19	THYAKA SHARON NDUNGU	23,789.68
Apr-19	THYAKA SHARON NDUNGU	23,849.16
May-19	THYAKA SHARON NDUNGU	23,908.78
Jun-19	THYAKA SHARON NDUNGU	23,968.55
Jul-19	THYAKA SHARON NDUNGU	24,028.47
Aug-19	THYAKA SHARON NDUNGU	24,088.54
Sep-19	THYAKA SHARON NDUNGU	24,148.76
Oct-19	THYAKA SHARON NDUNGU	24,209.14
Nov-19	THYAKA SHARON NDUNGU	24,269.66
Dec-19	THYAKA SHARON NDUNGU	24,330.33
Jan-20	THYAKA SHARON NDUNGU	24,391.16
Feb-20	THYAKA SHARON NDUNGU	24,452.14
Mar-20	THYAKA SHARON NDUNGU	24,513.27
Apr-20	THYAKA SHARON NDUNGU	24,574.55
May-20	THYAKA SHARON NDUNGU	24,635.99
Jun-20	THYAKA SHARON NDUNGU	24,697.58
Jul-20	THYAKA SHARON NDUNGU	24,759.32
Aug-20	THYAKA SHARON NDUNGU	24,821.22
Sep-20	THYAKA SHARON NDUNGU	24,883.27
Oct-20	THYAKA SHARON NDUNGU	24,945.48
Nov-20	THYAKA SHARON NDUNGU	25,007.84
Dec-20	THYAKA SHARON NDUNGU	25,070.36
Jan-21	THYAKA SHARON NDUNGU	25,133.04
Feb-21	THYAKA SHARON NDUNGU	25,195.87
Mar-21	THYAKA SHARON NDUNGU	25,258.86
Apr-21	THYAKA SHARON NDUNGU	25,322.01
May-21	THYAKA SHARON NDUNGU	25,385.31
Jun-21	THYAKA SHARON NDUNGU	25,448.78
May-18	ANNE MUGAMBI WANGARI	22,429.60
Jun-18	ANNE MUGAMBI WANGARI	22,485.68
Jul-18	ANNE MUGAMBI WANGARI	22,541.89
Aug-18	ANNE MUGAMBI WANGARI	22,598.24
Sep-18	ANNE MUGAMBI WANGARI	22,654.74
Oct-18	ANNE MUGAMBI WANGARI	22,711.38
Nov-18	ANNE MUGAMBI WANGARI	22,768.16
Dec-18	ANNE MUGAMBI WANGARI	22,825.08
Jan-19	ANNE MUGAMBI WANGARI	22,882.14
Feb-19	ANNE MUGAMBI WANGARI	22,939.34
Mar-19	ANNE MUGAMBI WANGARI	22,996.69
Apr-19	ANNE MUGAMBI WANGARI	23,054.18
May-19	ANNE MUGAMBI WANGARI	23,111.82
Jun-19	ANNE MUGAMBI WANGARI	23,169.60
Jul-19	ANNE MUGAMBI WANGARI	23,227.52
Aug-19	ANNE MUGAMBI WANGARI	23,285.59
Sep-19	ANNE MUGAMBI WANGARI	23,343.81
Oct-19	ANNE MUGAMBI WANGARI	23,402.17
Nov-19	ANNE MUGAMBI WANGARI	23,460.67
Dec-19	ANNE MUGAMBI WANGARI	23,519.32
Jan-20	ANNE MUGAMBI WANGARI	23,578.12
Feb-20	ANNE MUGAMBI WANGARI	23,637.07
Mar-20	ANNE MUGAMBI WANGARI	23,696.16
Apr-20	ANNE MUGAMBI WANGARI	23,755.40
May-20	ANNE MUGAMBI WANGARI	23,814.79
Jun-20	ANNE MUGAMBI WANGARI	23,874.32
Jul-20	ANNE MUGAMBI WANGARI	23,934.01
Aug-20	ANNE MUGAMBI WANGARI	23,993.85
Sep-20	ANNE MUGAMBI WANGARI	24,053.83
Oct-20	ANNE MUGAMBI WANGARI	24,113.96
Nov-20	ANNE MUGAMBI WANGARI	24,174.25
Dec-20	ANNE MUGAMBI WANGARI	24,234.68
Jan-21	ANNE MUGAMBI WANGARI	24,295.27
Feb-21	ANNE MUGAMBI WANGARI	24,356.01
Mar-21	ANNE MUGAMBI WANGARI	24,416.90
Apr-21	ANNE MUGAMBI WANGARI	24,477.94
May-21	ANNE MUGAMBI WANGARI	24,539.14
Jun-21	ANNE MUGAMBI WANGARI	24,600.48
May-18	GICHUHI LILIAN NJERI	21,346.79
Jun-18	GICHUHI LILIAN NJERI	21,400.16

Jul-18	GICHUHLILIAN NJERI	21,453.66
Aug-18	GICHUHLILIAN NJERI	21,507.29
Sep-18	GICHUHLILIAN NJERI	21,561.06
Oct-18	GICHUHLILIAN NJERI	21,614.97
Nov-18	GICHUHLILIAN NJERI	21,669.00
Dec-18	GICHUHLILIAN NJERI	21,723.18
Jan-19	GICHUHLILIAN NJERI	21,777.48
Feb-19	GICHUHLILIAN NJERI	21,831.93
Mar-19	GICHUHLILIAN NJERI	21,886.51
Apr-19	GICHUHLILIAN NJERI	21,941.22
May-19	GICHUHLILIAN NJERI	21,996.08
Jun-19	GICHUHLILIAN NJERI	22,051.07
Jul-19	GICHUHLILIAN NJERI	22,106.19
Aug-19	GICHUHLILIAN NJERI	22,161.46
Sep-19	GICHUHLILIAN NJERI	22,216.86
Oct-19	GICHUHLILIAN NJERI	22,272.41
Nov-19	GICHUHLILIAN NJERI	22,328.09
Dec-19	GICHUHLILIAN NJERI	22,383.91
Jan-20	GICHUHLILIAN NJERI	22,439.87
Feb-20	GICHUHLILIAN NJERI	22,495.97
Mar-20	GICHUHLILIAN NJERI	22,552.21
Apr-20	GICHUHLILIAN NJERI	22,608.59
May-20	GICHUHLILIAN NJERI	22,665.11
Jun-20	GICHUHLILIAN NJERI	22,721.77
Jul-20	GICHUHLILIAN NJERI	22,778.58
Aug-20	GICHUHLILIAN NJERI	22,835.52
Sep-20	GICHUHLILIAN NJERI	22,892.61
Oct-20	GICHUHLILIAN NJERI	22,949.84
Nov-20	GICHUHLILIAN NJERI	23,007.22
Dec-20	GICHUHLILIAN NJERI	23,064.74
Jan-21	GICHUHLILIAN NJERI	23,122.40
Feb-21	GICHUHLILIAN NJERI	23,180.20
Mar-21	GICHUHLILIAN NJERI	23,238.15
Apr-21	GICHUHLILIAN NJERI	23,296.25
May-21	GICHUHLILIAN NJERI	23,354.49
Jun-21	GICHUHLILIAN NJERI	23,412.88
Jul-18	JAMES OPUNDO	24,749.91
Aug-18	JAMES OPUNDO	24,811.78
Sep-18	JAMES OPUNDO	24,873.81
Oct-18	JAMES OPUNDO	24,935.99
Nov-18	JAMES OPUNDO	24,998.33
Dec-18	JAMES OPUNDO	25,060.83
Jan-19	JAMES OPUNDO	25,123.48
Feb-19	JAMES OPUNDO	25,186.29
Mar-19	JAMES OPUNDO	25,249.26
Apr-19	JAMES OPUNDO	25,312.38
May-19	JAMES OPUNDO	25,375.66
Jun-19	JAMES OPUNDO	25,439.10
Jul-19	JAMES OPUNDO	25,502.70
Aug-19	JAMES OPUNDO	25,566.45
Sep-19	JAMES OPUNDO	25,630.37
Oct-19	JAMES OPUNDO	25,694.45
Nov-19	JAMES OPUNDO	25,758.68
Dec-19	JAMES OPUNDO	25,823.08
Jan-20	JAMES OPUNDO	25,887.64
Feb-20	JAMES OPUNDO	25,952.36
Mar-20	JAMES OPUNDO	26,017.24
Apr-20	JAMES OPUNDO	26,082.28
May-20	JAMES OPUNDO	26,147.49
Jun-20	JAMES OPUNDO	26,212.85
Jul-20	JAMES OPUNDO	26,278.39
Aug-20	JAMES OPUNDO	26,344.08
Sep-20	JAMES OPUNDO	26,409.94
Oct-20	JAMES OPUNDO	26,475.97
Nov-20	JAMES OPUNDO	26,542.16
Dec-20	JAMES OPUNDO	26,608.51
Jan-21	JAMES OPUNDO	26,675.03
Feb-21	JAMES OPUNDO	26,741.72
Mar-21	JAMES OPUNDO	26,808.58
Apr-21	JAMES OPUNDO	26,875.60
May-21	JAMES OPUNDO	26,942.79
Jun-21	JAMES OPUNDO	27,010.14
Jul-18	BIDEN WANGI CHI	18,562.43
Aug-18	BIDEN WANGI CHI	18,608.83
Sep-18	BIDEN WANGI CHI	18,655.36
Oct-18	BIDEN WANGI CHI	18,702.00
Nov-18	BIDEN WANGI CHI	18,748.75
Dec-18	BIDEN WANGI CHI	18,795.62
Jan-19	BIDEN WANGI CHI	18,842.61
Feb-19	BIDEN WANGI CHI	18,889.72
Mar-19	BIDEN WANGI CHI	18,936.94
Apr-19	BIDEN WANGI CHI	18,984.28
May-19	BIDEN WANGI CHI	19,031.75
Jun-19	BIDEN WANGI CHI	19,079.32
Jul-19	BIDEN WANGI CHI	19,127.02
Aug-19	BIDEN WANGI CHI	19,174.84
Sep-19	BIDEN WANGI CHI	19,222.78

Oct-19	BIDEN WANGECHI	19,270.83
Nov-19	BIDEN WANGECHI	19,319.01
Dec-19	BIDEN WANGECHI	19,367.31
Jan-20	BIDEN WANGECHI	19,415.73
Feb-20	BIDEN WANGECHI	19,464.27
Mar-20	BIDEN WANGECHI	19,512.93
Apr-20	BIDEN WANGECHI	19,561.71
May-20	BIDEN WANGECHI	19,610.61
Jun-20	BIDEN WANGECHI	19,659.64
Jul-20	BIDEN WANGECHI	19,708.79
Aug-20	BIDEN WANGECHI	19,758.06
Sep-20	BIDEN WANGECHI	19,807.46
Oct-20	BIDEN WANGECHI	19,856.98
Nov-20	BIDEN WANGECHI	19,906.62
Dec-20	BIDEN WANGECHI	19,956.38
Jan-21	BIDEN WANGECHI	20,006.28
Feb-21	BIDEN WANGECHI	20,056.29
Mar-21	BIDEN WANGECHI	20,106.43
Apr-21	BIDEN WANGECHI	20,156.70
May-21	BIDEN WANGECHI	20,207.09
Jun-21	BIDEN WANGECHI	20,257.61
Jul-18	MARY NYAMBURA KINYUA	11,137.46
Aug-18	MARY NYAMBURA KINYUA	11,165.30
Sep-18	MARY NYAMBURA KINYUA	11,193.21
Oct-18	MARY NYAMBURA KINYUA	11,221.20
Nov-18	MARY NYAMBURA KINYUA	11,249.25
Dec-18	MARY NYAMBURA KINYUA	11,277.37
Jan-19	MARY NYAMBURA KINYUA	11,305.57
Feb-19	MARY NYAMBURA KINYUA	11,333.83
Mar-19	MARY NYAMBURA KINYUA	11,362.17
Apr-19	MARY NYAMBURA KINYUA	11,390.57
May-19	MARY NYAMBURA KINYUA	11,419.05
Jun-19	MARY NYAMBURA KINYUA	11,447.59
Jul-19	MARY NYAMBURA KINYUA	11,476.21
Aug-19	MARY NYAMBURA KINYUA	11,504.90
Sep-19	MARY NYAMBURA KINYUA	11,533.67
Oct-19	MARY NYAMBURA KINYUA	11,562.50
Nov-19	MARY NYAMBURA KINYUA	11,591.41
Dec-19	MARY NYAMBURA KINYUA	11,620.39
Jan-20	MARY NYAMBURA KINYUA	11,649.44
Feb-20	MARY NYAMBURA KINYUA	11,678.56
Mar-20	MARY NYAMBURA KINYUA	11,707.76
Apr-20	MARY NYAMBURA KINYUA	11,737.03
May-20	MARY NYAMBURA KINYUA	11,766.37
Jun-20	MARY NYAMBURA KINYUA	11,795.78
Jul-20	MARY NYAMBURA KINYUA	11,825.27
Aug-20	MARY NYAMBURA KINYUA	11,854.84
Sep-20	MARY NYAMBURA KINYUA	11,884.47
Oct-20	MARY NYAMBURA KINYUA	11,914.19
Nov-20	MARY NYAMBURA KINYUA	11,943.97
Dec-20	MARY NYAMBURA KINYUA	11,973.83
Jan-21	MARY NYAMBURA KINYUA	12,003.77
Feb-21	MARY NYAMBURA KINYUA	12,033.77
Mar-21	MARY NYAMBURA KINYUA	12,063.86
Apr-21	MARY NYAMBURA KINYUA	12,094.02
May-21	MARY NYAMBURA KINYUA	12,124.25
Jun-21	MARY NYAMBURA KINYUA	12,154.56
Jul-18	DORCAS AGIK ADUOR	61,874.76
Aug-18	DORCAS AGIK ADUOR	62,029.45
Sep-18	DORCAS AGIK ADUOR	62,184.52
Oct-18	DORCAS AGIK ADUOR	62,339.98
Nov-18	DORCAS AGIK ADUOR	62,495.83
Dec-18	DORCAS AGIK ADUOR	62,652.07
Jan-19	DORCAS AGIK ADUOR	62,808.70
Feb-19	DORCAS AGIK ADUOR	62,965.73
Mar-19	DORCAS AGIK ADUOR	63,123.14
Apr-19	DORCAS AGIK ADUOR	63,280.95
May-19	DORCAS AGIK ADUOR	63,439.15
Jun-19	DORCAS AGIK ADUOR	63,597.75
Jul-19	DORCAS AGIK ADUOR	63,756.74
Aug-19	DORCAS AGIK ADUOR	63,916.13
Sep-19	DORCAS AGIK ADUOR	64,075.92
Oct-19	DORCAS AGIK ADUOR	64,236.11
Nov-19	DORCAS AGIK ADUOR	64,396.71
Dec-19	DORCAS AGIK ADUOR	64,557.70
Jan-20	DORCAS AGIK ADUOR	64,719.09
Feb-20	DORCAS AGIK ADUOR	64,880.89
Mar-20	DORCAS AGIK ADUOR	65,043.09
Apr-20	DORCAS AGIK ADUOR	65,205.70
May-20	DORCAS AGIK ADUOR	65,368.71
Jun-20	DORCAS AGIK ADUOR	65,532.13
Jul-20	DORCAS AGIK ADUOR	65,695.97
Aug-20	DORCAS AGIK ADUOR	65,860.21
Sep-20	DORCAS AGIK ADUOR	66,024.86
Oct-20	DORCAS AGIK ADUOR	66,189.92
Nov-20	DORCAS AGIK ADUOR	66,355.39
Dec-20	DORCAS AGIK ADUOR	66,521.28

Jan-21	DORCAS AGIK ADU OR	66,687.58
Feb-21	DORCAS AGIK ADU OR	66,854.30
Mar-21	DORCAS AGIK ADU OR	67,021.44
Apr-21	DORCAS AGIK ADU OR	67,188.99
May-21	DORCAS AGIK ADU OR	67,356.96
Jun-21	DORCAS AGIK ADU OR	67,525.36
Oct-18	MUTHONI MLLICENT KAGIRA	22,816.32
Nov-18	MUTHONI MLLICENT KAGIRA	22,873.36
Dec-18	MUTHONI MLLICENT KAGIRA	22,930.54
Jan-19	MUTHONI MLLICENT KAGIRA	22,987.87
Feb-19	MUTHONI MLLICENT KAGIRA	23,045.34
Mar-19	MUTHONI MLLICENT KAGIRA	23,102.93
Apr-19	MUTHONI MLLICENT KAGIRA	23,160.71
May-19	MUTHONI MLLICENT KAGIRA	23,218.61
Jun-19	MUTHONI MLLICENT KAGIRA	23,276.66
Jul-19	MUTHONI MLLICENT KAGIRA	23,334.85
Aug-19	MUTHONI MLLICENT KAGIRA	23,393.19
Sep-19	MUTHONI MLLICENT KAGIRA	23,451.67
Oct-19	MUTHONI MLLICENT KAGIRA	23,510.30
Nov-19	MUTHONI MLLICENT KAGIRA	23,569.07
Dec-19	MUTHONI MLLICENT KAGIRA	23,628.00
Jan-20	MUTHONI MLLICENT KAGIRA	23,687.07
Feb-20	MUTHONI MLLICENT KAGIRA	23,746.28
Mar-20	MUTHONI MLLICENT KAGIRA	23,805.65
Apr-20	MUTHONI MLLICENT KAGIRA	23,865.16
May-20	MUTHONI MLLICENT KAGIRA	23,924.83
Jun-20	MUTHONI MLLICENT KAGIRA	23,984.64
Jul-20	MUTHONI MLLICENT KAGIRA	24,044.60
Aug-20	MUTHONI MLLICENT KAGIRA	24,104.71
Sep-20	MUTHONI MLLICENT KAGIRA	24,164.97
Oct-20	MUTHONI MLLICENT KAGIRA	24,225.39
Nov-20	MUTHONI MLLICENT KAGIRA	24,285.95
Dec-20	MUTHONI MLLICENT KAGIRA	24,346.67
Jan-21	MUTHONI MLLICENT KAGIRA	24,407.53
Feb-21	MUTHONI MLLICENT KAGIRA	24,468.55
Mar-21	MUTHONI MLLICENT KAGIRA	24,529.72
Apr-21	MUTHONI MLLICENT KAGIRA	24,591.05
May-21	MUTHONI MLLICENT KAGIRA	24,652.52
Jun-21	MUTHONI MLLICENT KAGIRA	24,714.16
Oct-18	SILVESTER GITHAIGA THUO	23,203.04
Nov-18	SILVESTER GITHAIGA THUO	23,261.04
Dec-18	SILVESTER GITHAIGA THUO	23,319.20
Jan-19	SILVESTER GITHAIGA THUO	23,377.49
Feb-19	SILVESTER GITHAIGA THUO	23,435.94
Mar-19	SILVESTER GITHAIGA THUO	23,494.53
Apr-19	SILVESTER GITHAIGA THUO	23,553.26
May-19	SILVESTER GITHAIGA THUO	23,612.15
Jun-19	SILVESTER GITHAIGA THUO	23,671.18
Jul-19	SILVESTER GITHAIGA THUO	23,730.36
Aug-19	SILVESTER GITHAIGA THUO	23,789.68
Sep-19	SILVESTER GITHAIGA THUO	23,849.16
Oct-19	SILVESTER GITHAIGA THUO	23,908.78
Nov-19	SILVESTER GITHAIGA THUO	23,968.55
Dec-19	SILVESTER GITHAIGA THUO	24,028.47
Jan-20	SILVESTER GITHAIGA THUO	24,088.54
Feb-20	SILVESTER GITHAIGA THUO	24,148.76
Mar-20	SILVESTER GITHAIGA THUO	24,209.14
Apr-20	SILVESTER GITHAIGA THUO	24,269.66
May-20	SILVESTER GITHAIGA THUO	24,330.33
Jun-20	SILVESTER GITHAIGA THUO	24,391.16
Jul-20	SILVESTER GITHAIGA THUO	24,452.14
Aug-20	SILVESTER GITHAIGA THUO	24,513.27
Sep-20	SILVESTER GITHAIGA THUO	24,574.55
Oct-20	SILVESTER GITHAIGA THUO	24,635.99
Nov-20	SILVESTER GITHAIGA THUO	24,697.58
Dec-20	SILVESTER GITHAIGA THUO	24,759.32
Jan-21	SILVESTER GITHAIGA THUO	24,821.22
Feb-21	SILVESTER GITHAIGA THUO	24,883.27
Mar-21	SILVESTER GITHAIGA THUO	24,945.48
Apr-21	SILVESTER GITHAIGA THUO	25,007.84
May-21	SILVESTER GITHAIGA THUO	25,070.36
Jun-21	SILVESTER GITHAIGA THUO	25,133.04
Oct-18	NICHOLAS MUTUKU	61,875
Nov-18	NICHOLAS MUTUKU	62,029
Dec-18	NICHOLAS MUTUKU	62,185
Jan-19	NICHOLAS MUTUKU	62,340
Feb-19	NICHOLAS MUTUKU	62,496
Mar-19	NICHOLAS MUTUKU	62,652
Apr-19	NICHOLAS MUTUKU	62,809
May-19	NICHOLAS MUTUKU	62,966
Jun-19	NICHOLAS MUTUKU	63,123
Jul-19	NICHOLAS MUTUKU	63,281
Aug-19	NICHOLAS MUTUKU	63,439
Sep-19	NICHOLAS MUTUKU	63,598
Oct-19	NICHOLAS MUTUKU	63,757
Nov-19	NICHOLAS MUTUKU	63,916
Dec-19	NICHOLAS MUTUKU	64,076

Jan-20	NICHOLAS MUTUKU	64,276
Feb-20	NICHOLAS MUTUKU	64,397
Mar-20	NICHOLAS MUTUKU	64,558
Apr-20	NICHOLAS MUTUKU	64,719
May-20	NICHOLAS MUTUKU	64,881
Jun-20	NICHOLAS MUTUKU	65,043
Jul-20	NICHOLAS MUTUKU	65,206
Aug-20	NICHOLAS MUTUKU	65,369
Sep-20	NICHOLAS MUTUKU	65,532
Oct-20	NICHOLAS MUTUKU	65,696
Nov-20	NICHOLAS MUTUKU	65,860
Dec-20	NICHOLAS MUTUKU	66,025
Jan-21	NICHOLAS MUTUKU	66,190
Feb-21	NICHOLAS MUTUKU	66,355
Mar-21	NICHOLAS MUTUKU	66,521
Apr-21	NICHOLAS MUTUKU	66,688
May-21	NICHOLAS MUTUKU	66,854
Jun-21	NICHOLAS MUTUKU	67,021
Oct-18	JAMES MCHIRA NGUNJU	23,203.04
Nov-18	JAMES MCHIRA NGUNJU	23,261.04
Dec-18	JAMES MCHIRA NGUNJU	23,319.20
Jan-19	JAMES MCHIRA NGUNJU	23,377.49
Feb-19	JAMES MCHIRA NGUNJU	23,435.94
Mar-19	JAMES MCHIRA NGUNJU	23,494.53
Apr-19	JAMES MCHIRA NGUNJU	23,553.26
May-19	JAMES MCHIRA NGUNJU	23,612.15
Jun-19	JAMES MCHIRA NGUNJU	23,671.18
Jul-19	JAMES MCHIRA NGUNJU	23,730.36
Aug-19	JAMES MCHIRA NGUNJU	23,789.68
Sep-19	JAMES MCHIRA NGUNJU	23,849.16
Oct-19	JAMES MCHIRA NGUNJU	23,908.78
Nov-19	JAMES MCHIRA NGUNJU	23,968.55
Dec-19	JAMES MCHIRA NGUNJU	24,028.47
Jan-20	JAMES MCHIRA NGUNJU	24,088.54
Feb-20	JAMES MCHIRA NGUNJU	24,148.76
Mar-20	JAMES MCHIRA NGUNJU	24,209.14
Apr-20	JAMES MCHIRA NGUNJU	24,269.66
May-20	JAMES MCHIRA NGUNJU	24,330.33
Jun-20	JAMES MCHIRA NGUNJU	24,391.16
Jul-20	JAMES MCHIRA NGUNJU	24,452.14
Aug-20	JAMES MCHIRA NGUNJU	24,513.27
Sep-20	JAMES MCHIRA NGUNJU	24,574.55
Oct-20	JAMES MCHIRA NGUNJU	24,635.99
Nov-20	JAMES MCHIRA NGUNJU	24,697.58
Dec-20	JAMES MCHIRA NGUNJU	24,759.32
Jan-21	JAMES MCHIRA NGUNJU	24,821.22
Feb-21	JAMES MCHIRA NGUNJU	24,883.27
Mar-21	JAMES MCHIRA NGUNJU	24,945.48
Apr-21	JAMES MCHIRA NGUNJU	25,007.84
May-21	JAMES MCHIRA NGUNJU	25,070.36
Jun-21	JAMES MCHIRA NGUNJU	25,133.04
Oct-18	JOYCE WANGARE SERLING	23,203.04
Nov-18	JOYCE WANGARE SERLING	23,261.04
Dec-18	JOYCE WANGARE SERLING	23,319.20
Jan-19	JOYCE WANGARE SERLING	23,377.49
Feb-19	JOYCE WANGARE SERLING	23,435.94
Mar-19	JOYCE WANGARE SERLING	23,494.53
Apr-19	JOYCE WANGARE SERLING	23,553.26
May-19	JOYCE WANGARE SERLING	23,612.15
Jun-19	JOYCE WANGARE SERLING	23,671.18
Jul-19	JOYCE WANGARE SERLING	23,730.36
Aug-19	JOYCE WANGARE SERLING	23,789.68
Sep-19	JOYCE WANGARE SERLING	23,849.16
Oct-19	JOYCE WANGARE SERLING	23,908.78
Nov-19	JOYCE WANGARE SERLING	23,968.55
Dec-19	JOYCE WANGARE SERLING	24,028.47
Jan-20	JOYCE WANGARE SERLING	24,088.54
Feb-20	JOYCE WANGARE SERLING	24,148.76
Mar-20	JOYCE WANGARE SERLING	24,209.14
Apr-20	JOYCE WANGARE SERLING	24,269.66
May-20	JOYCE WANGARE SERLING	24,330.33
Jun-20	JOYCE WANGARE SERLING	24,391.16
Jul-20	JOYCE WANGARE SERLING	24,452.14
Aug-20	JOYCE WANGARE SERLING	24,513.27
Sep-20	JOYCE WANGARE SERLING	24,574.55
Oct-20	JOYCE WANGARE SERLING	24,635.99
Nov-20	JOYCE WANGARE SERLING	24,697.58
Dec-20	JOYCE WANGARE SERLING	24,759.32
Jan-21	JOYCE WANGARE SERLING	24,821.22
Feb-21	JOYCE WANGARE SERLING	24,883.27
Mar-21	JOYCE WANGARE SERLING	24,945.48
Apr-21	JOYCE WANGARE SERLING	25,007.84
May-21	JOYCE WANGARE SERLING	25,070.36
Jun-21	JOYCE WANGARE SERLING	25,133.04
Oct-18	JUSTUS OCHIENG OCHIENGO	16,242.13
Nov-18	JUSTUS OCHIENG OCHIENGO	16,282.73
Dec-18	JUSTUS OCHIENG OCHIENGO	16,323.44

Jan-19	JUSTUS OCHIENG OCHIENGO	16,364.25
Feb-19	JUSTUS OCHIENG OCHIENGO	16,405.16
Mar-19	JUSTUS OCHIENG OCHIENGO	16,446.17
Apr-19	JUSTUS OCHIENG OCHIENGO	16,487.28
May-19	JUSTUS OCHIENG OCHIENGO	16,528.50
Jun-19	JUSTUS OCHIENG OCHIENGO	16,569.82
Jul-19	JUSTUS OCHIENG OCHIENGO	16,611.25
Aug-19	JUSTUS OCHIENG OCHIENGO	16,652.78
Sep-19	JUSTUS OCHIENG OCHIENGO	16,694.41
Oct-19	JUSTUS OCHIENG OCHIENGO	16,736.14
Nov-19	JUSTUS OCHIENG OCHIENGO	16,777.99
Dec-19	JUSTUS OCHIENG OCHIENGO	16,819.93
Jan-20	JUSTUS OCHIENG OCHIENGO	16,861.98
Feb-20	JUSTUS OCHIENG OCHIENGO	16,904.14
Mar-20	JUSTUS OCHIENG OCHIENGO	16,946.40
Apr-20	JUSTUS OCHIENG OCHIENGO	16,988.76
May-20	JUSTUS OCHIENG OCHIENGO	17,031.23
Jun-20	JUSTUS OCHIENG OCHIENGO	17,073.81
Jul-20	JUSTUS OCHIENG OCHIENGO	17,116.50
Aug-20	JUSTUS OCHIENG OCHIENGO	17,159.29
Sep-20	JUSTUS OCHIENG OCHIENGO	17,202.19
Oct-20	JUSTUS OCHIENG OCHIENGO	17,245.19
Nov-20	JUSTUS OCHIENG OCHIENGO	17,288.30
Dec-20	JUSTUS OCHIENG OCHIENGO	17,331.52
Jan-21	JUSTUS OCHIENG OCHIENGO	17,374.85
Feb-21	JUSTUS OCHIENG OCHIENGO	17,418.29
Mar-21	JUSTUS OCHIENG OCHIENGO	17,461.84
Apr-21	JUSTUS OCHIENG OCHIENGO	17,505.49
May-21	JUSTUS OCHIENG OCHIENGO	17,549.25
Jun-21	JUSTUS OCHIENG OCHIENGO	17,593.13
Jan-19	LUCAS KIPKOSGEL	19,335.86
Feb-19	LUCAS KIPKOSGEL	19,384.20
Mar-19	LUCAS KIPKOSGEL	19,432.66
Apr-19	LUCAS KIPKOSGEL	19,481.25
May-19	LUCAS KIPKOSGEL	19,529.95
Jun-19	LUCAS KIPKOSGEL	19,578.77
Jul-19	LUCAS KIPKOSGEL	19,627.72
Aug-19	LUCAS KIPKOSGEL	19,676.79
Sep-19	LUCAS KIPKOSGEL	19,725.98
Oct-19	LUCAS KIPKOSGEL	19,775.30
Nov-19	LUCAS KIPKOSGEL	19,824.73
Dec-19	LUCAS KIPKOSGEL	19,874.30
Jan-20	LUCAS KIPKOSGEL	19,923.98
Feb-20	LUCAS KIPKOSGEL	19,973.79
Mar-20	LUCAS KIPKOSGEL	20,023.73
Apr-20	LUCAS KIPKOSGEL	20,073.79
May-20	LUCAS KIPKOSGEL	20,123.97
Jun-20	LUCAS KIPKOSGEL	20,174.28
Jul-20	LUCAS KIPKOSGEL	20,224.72
Aug-20	LUCAS KIPKOSGEL	20,275.28
Sep-20	LUCAS KIPKOSGEL	20,325.97
Oct-20	LUCAS KIPKOSGEL	20,376.78
Nov-20	LUCAS KIPKOSGEL	20,427.72
Dec-20	LUCAS KIPKOSGEL	20,478.79
Jan-21	LUCAS KIPKOSGEL	20,529.99
Feb-21	LUCAS KIPKOSGEL	20,581.31
Mar-21	LUCAS KIPKOSGEL	20,632.77
Apr-21	LUCAS KIPKOSGEL	20,684.35
May-21	LUCAS KIPKOSGEL	20,736.06
Jun-21	LUCAS KIPKOSGEL	20,787.99
Jan-19	WESLEY MBUNYA NYAMACHE	23,203.04
Feb-19	WESLEY MBUNYA NYAMACHE	23,261.04
Mar-19	WESLEY MBUNYA NYAMACHE	23,319.20
Apr-19	WESLEY MBUNYA NYAMACHE	23,377.49
May-19	WESLEY MBUNYA NYAMACHE	23,435.94
Jun-19	WESLEY MBUNYA NYAMACHE	23,494.53
Jul-19	WESLEY MBUNYA NYAMACHE	23,553.26
Aug-19	WESLEY MBUNYA NYAMACHE	23,612.15
Sep-19	WESLEY MBUNYA NYAMACHE	23,671.18
Oct-19	WESLEY MBUNYA NYAMACHE	23,730.36
Nov-19	WESLEY MBUNYA NYAMACHE	23,789.68
Dec-19	WESLEY MBUNYA NYAMACHE	23,849.16
Jan-20	WESLEY MBUNYA NYAMACHE	23,908.78
Feb-20	WESLEY MBUNYA NYAMACHE	23,968.55
Mar-20	WESLEY MBUNYA NYAMACHE	24,028.47
Apr-20	WESLEY MBUNYA NYAMACHE	24,088.54
May-20	WESLEY MBUNYA NYAMACHE	24,148.76
Jun-20	WESLEY MBUNYA NYAMACHE	24,209.14
Jul-20	WESLEY MBUNYA NYAMACHE	24,269.66
Aug-20	WESLEY MBUNYA NYAMACHE	24,330.33
Sep-20	WESLEY MBUNYA NYAMACHE	24,391.16
Oct-20	WESLEY MBUNYA NYAMACHE	24,452.14
Nov-20	WESLEY MBUNYA NYAMACHE	24,513.27
Dec-20	WESLEY MBUNYA NYAMACHE	24,574.55
Jan-21	WESLEY MBUNYA NYAMACHE	24,635.99
Feb-21	WESLEY MBUNYA NYAMACHE	24,697.58
Mar-21	WESLEY MBUNYA NYAMACHE	24,759.32

Apr-21	WESLEY MBUNYA NYAMACHE	24,821 22
May-21	WESLEY MBUNYA NYAMACHE	24,883 27
Jun-21	WESLEY MBUNYA NYAMACHE	24,945 48
Apr-19	MARY ASAVA MUDEMBA	17,788 99
May-19	MARY ASAVA MUDEMBA	17,833 47
Jun-19	MARY ASAVA MUDEMBA	17,878 05
Jul-19	MARY ASAVA MUDEMBA	17,922 75
Aug-19	MARY ASAVA MUDEMBA	17,967 55
Sep-19	MARY ASAVA MUDEMBA	18,012 47
Oct-19	MARY ASAVA MUDEMBA	18,057 50
Nov-19	MARY ASAVA MUDEMBA	18,102 65
Dec-19	MARY ASAVA MUDEMBA	18,147 90
Jan-20	MARY ASAVA MUDEMBA	18,193 27
Feb-20	MARY ASAVA MUDEMBA	18,238 76
Mar-20	MARY ASAVA MUDEMBA	18,284 35
Apr-20	MARY ASAVA MUDEMBA	18,330 06
May-20	MARY ASAVA MUDEMBA	18,375 89
Jun-20	MARY ASAVA MUDEMBA	18,421 83
Jul-20	MARY ASAVA MUDEMBA	18,467 88
Aug-20	MARY ASAVA MUDEMBA	18,514 05
Sep-20	MARY ASAVA MUDEMBA	18,560 34
Oct-20	MARY ASAVA MUDEMBA	18,606 74
Nov-20	MARY ASAVA MUDEMBA	18,653 26
Dec-20	MARY ASAVA MUDEMBA	18,699 89
Jan-21	MARY ASAVA MUDEMBA	18,746 64
Feb-21	MARY ASAVA MUDEMBA	18,793 50
Mar-21	MARY ASAVA MUDEMBA	18,840 49
Apr-21	MARY ASAVA MUDEMBA	18,887 59
May-21	MARY ASAVA MUDEMBA	18,934 81
Jun-21	MARY ASAVA MUDEMBA	18,982 15
Apr-19	JUDITH AYUMA MUKOYA	45,632 64
May-19	JUDITH AYUMA MUKOYA	45,746 72
Jun-19	JUDITH AYUMA MUKOYA	45,861 09
Jul-19	JUDITH AYUMA MUKOYA	45,975 74
Aug-19	JUDITH AYUMA MUKOYA	46,090 68
Sep-19	JUDITH AYUMA MUKOYA	46,205 90
Oct-19	JUDITH AYUMA MUKOYA	46,321 42
Nov-19	JUDITH AYUMA MUKOYA	46,437 22
Dec-19	JUDITH AYUMA MUKOYA	46,553 32
Jan-20	JUDITH AYUMA MUKOYA	46,669 70
Feb-20	JUDITH AYUMA MUKOYA	46,786 37
Mar-20	JUDITH AYUMA MUKOYA	46,903 34
Apr-20	JUDITH AYUMA MUKOYA	47,020 60
May-20	JUDITH AYUMA MUKOYA	47,138 15
Jun-20	JUDITH AYUMA MUKOYA	47,255 99
Jul-20	JUDITH AYUMA MUKOYA	47,374 13
Aug-20	JUDITH AYUMA MUKOYA	47,492 57
Sep-20	JUDITH AYUMA MUKOYA	47,611 30
Oct-20	JUDITH AYUMA MUKOYA	47,730 33
Nov-20	JUDITH AYUMA MUKOYA	47,849 66
Dec-20	JUDITH AYUMA MUKOYA	47,969 28
Jan-21	JUDITH AYUMA MUKOYA	48,089 20
Feb-21	JUDITH AYUMA MUKOYA	48,209 43
Mar-21	JUDITH AYUMA MUKOYA	48,329 95
Apr-21	JUDITH AYUMA MUKOYA	48,450 77
May-21	JUDITH AYUMA MUKOYA	48,571 90
Jun-21	JUDITH AYUMA MUKOYA	48,693 33
Jan-19	SHIRLEY KEBUT CHEPKONGA	14,231 20
Feb-19	SHIRLEY KEBUT CHEPKONGA	14,266 77
Mar-19	SHIRLEY KEBUT CHEPKONGA	14,302 44
Apr-19	SHIRLEY KEBUT CHEPKONGA	14,338 20
May-19	SHIRLEY KEBUT CHEPKONGA	14,374 04
Jun-19	SHIRLEY KEBUT CHEPKONGA	14,409 98
Jul-19	SHIRLEY KEBUT CHEPKONGA	14,446 00
Aug-19	SHIRLEY KEBUT CHEPKONGA	14,482 12
Sep-19	SHIRLEY KEBUT CHEPKONGA	14,518 32
Oct-19	SHIRLEY KEBUT CHEPKONGA	14,554 62
Nov-19	SHIRLEY KEBUT CHEPKONGA	14,591 00
Dec-19	SHIRLEY KEBUT CHEPKONGA	14,627 48
Jan-20	SHIRLEY KEBUT CHEPKONGA	14,664 05
Feb-20	SHIRLEY KEBUT CHEPKONGA	14,700 71
Mar-20	SHIRLEY KEBUT CHEPKONGA	14,737 46
Apr-20	SHIRLEY KEBUT CHEPKONGA	14,774 31
May-20	SHIRLEY KEBUT CHEPKONGA	14,811 24
Jun-20	SHIRLEY KEBUT CHEPKONGA	14,848 27
Jul-20	SHIRLEY KEBUT CHEPKONGA	14,885 39
Aug-20	SHIRLEY KEBUT CHEPKONGA	14,922 60
Sep-20	SHIRLEY KEBUT CHEPKONGA	14,959 91
Oct-20	SHIRLEY KEBUT CHEPKONGA	14,997 31
Nov-20	SHIRLEY KEBUT CHEPKONGA	15,034 80
Dec-20	SHIRLEY KEBUT CHEPKONGA	15,072 39
Jan-21	SHIRLEY KEBUT CHEPKONGA	15,110 07
Feb-21	SHIRLEY KEBUT CHEPKONGA	15,147 85
Mar-21	SHIRLEY KEBUT CHEPKONGA	15,185 72
Apr-21	SHIRLEY KEBUT CHEPKONGA	15,223 68
May-21	SHIRLEY KEBUT CHEPKONGA	15,261 74
Jun-21	SHIRLEY KEBUT CHEPKONGA	15,299 89

Aug-19	KIPTOO JACKILNE JEMUTAI	25,059.28
Sep-19	KIPTOO JACKILNE JEMUTAI	25,121.93
Oct-19	KIPTOO JACKILNE JEMUTAI	25,184.71
Nov-19	KIPTOO JACKILNE JEMUTAI	25,247.69
Dec-19	KIPTOO JACKILNE JEMUTAI	25,310.81
Jan-20	KIPTOO JACKILNE JEMUTAI	25,374.09
Feb-20	KIPTOO JACKILNE JEMUTAI	25,437.53
Mar-20	KIPTOO JACKILNE JEMUTAI	25,501.12
Apr-20	KIPTOO JACKILNE JEMUTAI	25,564.87
May-20	KIPTOO JACKILNE JEMUTAI	25,628.78
Jun-20	KIPTOO JACKILNE JEMUTAI	25,692.86
Jul-20	KIPTOO JACKILNE JEMUTAI	25,757.09
Aug-20	KIPTOO JACKILNE JEMUTAI	25,821.48
Sep-20	KIPTOO JACKILNE JEMUTAI	25,886.03
Oct-20	KIPTOO JACKILNE JEMUTAI	25,950.75
Nov-20	KIPTOO JACKILNE JEMUTAI	26,015.63
Dec-20	KIPTOO JACKILNE JEMUTAI	26,080.67
Jan-21	KIPTOO JACKILNE JEMUTAI	26,145.87
Feb-21	KIPTOO JACKILNE JEMUTAI	26,211.23
Mar-21	KIPTOO JACKILNE JEMUTAI	26,276.76
Apr-21	KIPTOO JACKILNE JEMUTAI	26,342.45
May-21	KIPTOO JACKILNE JEMUTAI	26,408.31
Jun-21	KIPTOO JACKILNE JEMUTAI	26,474.33
Jul-19	BRIAN AYODO	21,039.74
Aug-19	BRIAN AYODO	21,092.34
Sep-19	BRIAN AYODO	21,145.07
Oct-19	BRIAN AYODO	21,197.94
Nov-19	BRIAN AYODO	21,250.93
Dec-19	BRIAN AYODO	21,304.06
Jan-20	BRIAN AYODO	21,357.32
Feb-20	BRIAN AYODO	21,410.71
Mar-20	BRIAN AYODO	21,464.24
Apr-20	BRIAN AYODO	21,517.90
May-20	BRIAN AYODO	21,571.70
Jun-20	BRIAN AYODO	21,625.62
Jul-20	BRIAN AYODO	21,679.69
Aug-20	BRIAN AYODO	21,733.89
Sep-20	BRIAN AYODO	21,788.22
Oct-20	BRIAN AYODO	21,842.69
Nov-20	BRIAN AYODO	21,897.30
Dec-20	BRIAN AYODO	21,952.04
Jan-21	BRIAN AYODO	22,006.92
Feb-21	BRIAN AYODO	22,061.94
Mar-21	BRIAN AYODO	22,117.10
Apr-21	BRIAN AYODO	22,172.39
May-21	BRIAN AYODO	22,227.82
Jun-21	BRIAN AYODO	22,283.39
Nov-19	SUSAN LEWA	20,109.30
Dec-19	SUSAN LEWA	20,159.57
Jan-20	SUSAN LEWA	20,209.97
Feb-20	SUSAN LEWA	20,260.49
Mar-20	SUSAN LEWA	20,311.15
Apr-20	SUSAN LEWA	20,361.92
May-20	SUSAN LEWA	20,412.83
Jun-20	SUSAN LEWA	20,463.86
Jul-20	SUSAN LEWA	20,515.02
Aug-20	SUSAN LEWA	20,566.31
Sep-20	SUSAN LEWA	20,617.72
Oct-20	SUSAN LEWA	20,669.27
Nov-20	SUSAN LEWA	20,720.94
Dec-20	SUSAN LEWA	20,772.74
Jan-21	SUSAN LEWA	20,824.68
Feb-21	SUSAN LEWA	20,876.74
Mar-21	SUSAN LEWA	20,928.93
Apr-21	SUSAN LEWA	20,981.25
May-21	SUSAN LEWA	21,033.70
Jun-21	SUSAN LEWA	21,086.29
	KENNEDY AMUNGA	20,109.30
Dec-19	KENNEDY AMUNGA	20,159.57
Jan-20	KENNEDY AMUNGA	20,209.97
Feb-20	KENNEDY AMUNGA	20,260.49
Mar-20	KENNEDY AMUNGA	20,311.15
Apr-20	KENNEDY AMUNGA	20,361.92
May-20	KENNEDY AMUNGA	20,412.83
Jun-20	KENNEDY AMUNGA	20,463.86
Jul-20	KENNEDY AMUNGA	20,515.02
Aug-20	KENNEDY AMUNGA	20,566.31
Sep-20	KENNEDY AMUNGA	20,617.72
Oct-20	KENNEDY AMUNGA	20,669.27
Nov-20	KENNEDY AMUNGA	20,720.94
Dec-20	KENNEDY AMUNGA	20,772.74
Jan-21	KENNEDY AMUNGA	20,824.68
Feb-21	KENNEDY AMUNGA	20,876.74
Mar-21	KENNEDY AMUNGA	20,928.93
Apr-21	KENNEDY AMUNGA	20,981.25
May-21	KENNEDY AMUNGA	21,033.70
Jun-21	KENNEDY AMUNGA	21,086.29

Dec-19	MBAE FRIDA GAKII	23,203.04
Jan-20	MBAE FRIDA GAKII	23,261.04
Feb-20	MBAE FRIDA GAKII	23,319.20
Mar-20	MBAE FRIDA GAKII	23,377.49
Apr-20	MBAE FRIDA GAKII	23,435.94
May-20	MBAE FRIDA GAKII	23,494.53
Jun-20	MBAE FRIDA GAKII	23,553.26
Jul-20	MBAE FRIDA GAKII	23,612.15
Aug-20	MBAE FRIDA GAKII	23,671.18
Sep-20	MBAE FRIDA GAKII	23,730.36
Oct-20	MBAE FRIDA GAKII	23,789.68
Nov-20	MBAE FRIDA GAKII	23,849.16
Dec-20	MBAE FRIDA GAKII	23,908.78
Jan-21	MBAE FRIDA GAKII	23,968.55
Feb-21	MBAE FRIDA GAKII	24,028.47
Mar-21	MBAE FRIDA GAKII	24,088.54
Apr-21	MBAE FRIDA GAKII	24,148.76
May-21	MBAE FRIDA GAKII	24,209.14
Jun-21	MBAE FRIDA GAKII	24,269.66
Dec-19	JANE MINJIRE	18,562.43
Jan-20	JANE MINJIRE	18,608.83
Feb-20	JANE MINJIRE	18,655.36
Mar-20	JANE MINJIRE	18,702.00
Apr-20	JANE MINJIRE	18,748.75
May-20	JANE MINJIRE	18,795.62
Jun-20	JANE MINJIRE	18,842.61
Jul-20	JANE MINJIRE	18,889.72
Aug-20	JANE MINJIRE	18,936.94
Sep-20	JANE MINJIRE	18,984.28
Oct-20	JANE MINJIRE	19,031.75
Nov-20	JANE MINJIRE	19,079.32
Dec-20	JANE MINJIRE	19,127.02
Jan-21	JANE MINJIRE	19,174.84
Feb-21	JANE MINJIRE	19,222.78
Mar-21	JANE MINJIRE	19,270.83
Apr-21	JANE MINJIRE	19,319.01
May-21	JANE MINJIRE	19,367.31
Jun-21	JANE MINJIRE	19,415.73
Jan-20	GETRUDAH SIDI	23,203.04
Feb-20	GETRUDAH SIDI	23,261.04
Mar-20	GETRUDAH SIDI	23,319.20
Apr-20	GETRUDAH SIDI	23,377.49
May-20	GETRUDAH SIDI	23,435.94
Jun-20	GETRUDAH SIDI	23,494.53
Jul-20	GETRUDAH SIDI	23,553.26
Aug-20	GETRUDAH SIDI	23,612.15
Sep-20	GETRUDAH SIDI	23,671.18
Oct-20	GETRUDAH SIDI	23,730.36
Nov-20	GETRUDAH SIDI	23,789.68
Dec-20	GETRUDAH SIDI	23,849.16
Jan-21	GETRUDAH SIDI	23,908.78
Feb-21	GETRUDAH SIDI	23,968.55
Mar-21	GETRUDAH SIDI	24,028.47
Apr-21	GETRUDAH SIDI	24,088.54
May-21	GETRUDAH SIDI	24,148.76
Jun-21	GETRUDAH SIDI	24,209.14
Jan-20	EBBY MASWAI CHERUTO	23,203.04
Feb-20	EBBY MASWAI CHERUTO	23,261.04
Mar-20	EBBY MASWAI CHERUTO	23,319.20
Apr-20	EBBY MASWAI CHERUTO	23,377.49
May-20	EBBY MASWAI CHERUTO	23,435.94
Jun-20	EBBY MASWAI CHERUTO	23,494.53
Jul-20	EBBY MASWAI CHERUTO	23,553.26
Aug-20	EBBY MASWAI CHERUTO	23,612.15
Sep-20	EBBY MASWAI CHERUTO	23,671.18
Oct-20	EBBY MASWAI CHERUTO	23,730.36
Nov-20	EBBY MASWAI CHERUTO	23,789.68
Dec-20	EBBY MASWAI CHERUTO	23,849.16
Jan-21	EBBY MASWAI CHERUTO	23,908.78
Feb-21	EBBY MASWAI CHERUTO	23,968.55
Mar-21	EBBY MASWAI CHERUTO	24,028.47
Apr-21	EBBY MASWAI CHERUTO	24,088.54
May-21	EBBY MASWAI CHERUTO	24,148.76
Jun-21	EBBY MASWAI CHERUTO	24,209.14
Jan-20	JULIET BUSHENEI	22,429.60
Feb-20	JULIET BUSHENEI	22,485.68
Mar-20	JULIET BUSHENEI	22,541.89
Apr-20	JULIET BUSHENEI	22,598.24
May-20	JULIET BUSHENEI	22,654.74
Jun-20	JULIET BUSHENEI	22,711.38
Jul-20	JULIET BUSHENEI	22,768.16
Aug-20	JULIET BUSHENEI	22,825.08
Sep-20	JULIET BUSHENEI	22,882.14
Oct-20	JULIET BUSHENEI	22,939.34
Nov-20	JULIET BUSHENEI	22,996.69
Dec-20	JULIET BUSHENEI	23,054.18
Jan-21	JULIET BUSHENEI	23,111.82

Feb-21	JULIE BUSHNETT	21,169.60
Mar-21	JULIE BUSHNETT	21,227.52
Apr-21	JULIE BUSHNETT	21,285.89
May-21	JULIE BUSHNETT	21,343.81
Jun-21	JULIE BUSHNETT	21,402.17
Jan-20	KEVIN MAGERA	22,429.60
Feb-20	KEVIN MAGERA	22,485.68
Mar-20	KEVIN MAGERA	22,541.89
Apr-20	KEVIN MAGERA	22,598.24
May-20	KEVIN MAGERA	22,654.74
Jun-20	KEVIN MAGERA	22,711.48
Jul-20	KEVIN MAGERA	22,768.16
Aug-20	KEVIN MAGERA	22,825.08
Sep-20	KEVIN MAGERA	22,882.14
Oct-20	KEVIN MAGERA	22,939.34
Nov-20	KEVIN MAGERA	22,996.69
Dec-20	KEVIN MAGERA	23,054.18
Jan-21	KEVIN MAGERA	23,111.82
Feb-21	KEVIN MAGERA	23,169.60
Mar-21	KEVIN MAGERA	23,227.52
Apr-21	KEVIN MAGERA	23,285.89
May-21	KEVIN MAGERA	23,343.81
Jun-21	KEVIN MAGERA	23,402.17
May-20	KANU JENNIFER	13,148.39
Jun-20	KANU JENNIFER	13,181.26
Jul-20	KANU JENNIFER	13,214.21
Aug-20	KANU JENNIFER	13,247.25
Sep-20	KANU JENNIFER	13,280.36
Oct-20	KANU JENNIFER	13,313.57
Nov-20	KANU JENNIFER	13,346.85
Dec-20	KANU JENNIFER	13,380.22
Jan-21	KANU JENNIFER	13,413.67
Feb-21	KANU JENNIFER	13,447.20
Mar-21	KANU JENNIFER	13,480.82
Apr-21	KANU JENNIFER	13,514.52
May-21	KANU JENNIFER	13,548.31
Jun-21	KANU JENNIFER	13,582.18
Jul-20	BERNICE KAGALI	19,799.92
Aug-20	BERNICE KAGALI	19,849.42
Sep-20	BERNICE KAGALI	19,899.05
Oct-20	BERNICE KAGALI	19,948.80
Nov-20	BERNICE KAGALI	19,998.67
Dec-20	BERNICE KAGALI	20,048.66
Jan-21	BERNICE KAGALI	20,098.79
Feb-21	BERNICE KAGALI	20,149.04
Mar-21	BERNICE KAGALI	20,199.40
Apr-21	BERNICE KAGALI	20,249.90
May-21	BERNICE KAGALI	20,300.53
Jun-21	BERNICE KAGALI	20,351.28
May-20	EDDIE KADEBE	23,203.04
Jun-20	EDDIE KADEBE	23,261.04
Jul-20	EDDIE KADEBE	23,319.20
Aug-20	EDDIE KADEBE	23,377.49
Sep-20	EDDIE KADEBE	23,435.94
Oct-20	EDDIE KADEBE	23,494.53
Nov-20	EDDIE KADEBE	23,553.26
Dec-20	EDDIE KADEBE	23,612.15
Jan-21	EDDIE KADEBE	23,671.18
Feb-21	EDDIE KADEBE	23,730.36
Mar-21	EDDIE KADEBE	23,789.68
Apr-21	EDDIE KADEBE	23,849.16
May-21	EDDIE KADEBE	23,908.78
Jun-21	EDDIE KADEBE	23,968.55
Jul-20	CELESTINE AWUOR OLUOCH	23,203.04
Aug-20	CELESTINE AWUOR OLUOCH	23,261.04
Sep-20	CELESTINE AWUOR OLUOCH	23,319.20
Oct-20	CELESTINE AWUOR OLUOCH	23,377.49
Nov-20	CELESTINE AWUOR OLUOCH	23,435.94
Dec-20	CELESTINE AWUOR OLUOCH	23,494.53
Jan-21	CELESTINE AWUOR OLUOCH	23,553.26
Feb-21	CELESTINE AWUOR OLUOCH	23,612.15
Mar-21	CELESTINE AWUOR OLUOCH	23,671.18
Apr-21	CELESTINE AWUOR OLUOCH	23,730.36
May-21	CELESTINE AWUOR OLUOCH	23,789.68
Jun-21	CELESTINE AWUOR OLUOCH	23,849.16
Jul-20	VALENTINE WAKIO	18,562.43
Aug-20	VALENTINE WAKIO	18,608.83
Sep-20	VALENTINE WAKIO	18,655.36
Oct-20	VALENTINE WAKIO	18,702.00
Nov-20	VALENTINE WAKIO	18,748.75
Dec-20	VALENTINE WAKIO	18,795.62
Jan-21	VALENTINE WAKIO	18,842.61
Feb-21	VALENTINE WAKIO	18,889.72
Mar-21	VALENTINE WAKIO	18,936.94
Apr-21	VALENTINE WAKIO	18,984.28
May-21	VALENTINE WAKIO	19,031.75
Jun-21	VALENTINE WAKIO	19,079.32

Aug-20	GERTRUDE MUENI	23,203.04
Sep-20	GERTRUDE MUENI	23,261.04
Oct-20	GERTRUDE MUENI	23,319.20
Nov-20	GERTRUDE MUENI	23,377.49
Dec-20	GERTRUDE MUENI	23,435.94
Jan-21	GERTRUDE MUENI	23,494.53
Feb-21	GERTRUDE MUENI	23,553.26
Mar-21	GERTRUDE MUENI	23,612.15
Apr-21	GERTRUDE MUENI	23,671.18
May-21	GERTRUDE MUENI	23,730.36
Jun-21	GERTRUDE MUENI	23,789.68
Aug-20	EUNICE NJERIKANYITA	11,446.83
Sep-20	EUNICE NJERIKANYITA	11,475.45
Oct-20	EUNICE NJERIKANYITA	11,504.14
Nov-20	EUNICE NJERIKANYITA	11,532.90
Dec-20	EUNICE NJERIKANYITA	11,561.73
Jan-21	EUNICE NJERIKANYITA	11,590.63
Feb-21	EUNICE NJERIKANYITA	11,619.61
Mar-21	EUNICE NJERIKANYITA	11,648.66
Apr-21	EUNICE NJERIKANYITA	11,677.78
May-21	EUNICE NJERIKANYITA	11,706.98
Jun-21	EUNICE NJERIKANYITA	11,736.24
Oct-20	VENA ACHIENG ODERO	20,109.36
Nov-20	VENA ACHIENG ODERO	20,159.57
Dec-20	VENA ACHIENG ODERO	20,209.97
Jan-21	VENA ACHIENG ODERO	20,260.49
Feb-21	VENA ACHIENG ODERO	20,311.15
Mar-21	VENA ACHIENG ODERO	20,361.92
Apr-21	VENA ACHIENG ODERO	20,412.83
May-21	VENA ACHIENG ODERO	20,463.86
Jun-21	VENA ACHIENG ODERO	20,515.02
Sep-20	NAOMI KEMUNTO ATINA	23,203.04
Oct-20	NAOMI KEMUNTO ATINA	23,261.04
Nov-20	NAOMI KEMUNTO ATINA	23,319.20
Dec-20	NAOMI KEMUNTO ATINA	23,377.49
Jan-21	NAOMI KEMUNTO ATINA	23,435.94
Feb-21	NAOMI KEMUNTO ATINA	23,494.53
Mar-21	NAOMI KEMUNTO ATINA	23,553.26
Apr-21	NAOMI KEMUNTO ATINA	23,612.15
May-21	NAOMI KEMUNTO ATINA	23,671.18
Jun-21	NAOMI KEMUNTO ATINA	23,730.36
Sep-20	EDWIN MULUNDIRA	9,999.96
Oct-20	EDWIN MULUNDIRA	9,924.71
Nov-20	EDWIN MULUNDIRA	9,949.52
Dec-20	EDWIN MULUNDIRA	9,974.40
Jan-21	EDWIN MULUNDIRA	9,999.33
Feb-21	EDWIN MULUNDIRA	10,024.33
Mar-21	EDWIN MULUNDIRA	10,049.39
Apr-21	EDWIN MULUNDIRA	10,074.52
May-21	EDWIN MULUNDIRA	10,099.70
Jun-21	EDWIN MULUNDIRA	10,124.95
Nov-20	ANTHONY MUTISYA	23,203.04
Dec-20	ANTHONY MUTISYA	23,261.04
Jan-21	ANTHONY MUTISYA	23,319.20
Feb-21	ANTHONY MUTISYA	23,377.49
Mar-21	ANTHONY MUTISYA	23,435.94
Apr-21	ANTHONY MUTISYA	23,494.53
May-21	ANTHONY MUTISYA	23,553.26
Jun-21	ANTHONY MUTISYA	23,612.15
Sep-20	FAITH MWILA NYONGESA	23,203.04
Oct-20	FAITH MWILA NYONGESA	23,261.04
Nov-20	FAITH MWILA NYONGESA	23,319.20
Dec-20	FAITH MWILA NYONGESA	23,377.49
Jan-21	FAITH MWILA NYONGESA	23,435.94
Feb-21	FAITH MWILA NYONGESA	23,494.53
Mar-21	FAITH MWILA NYONGESA	23,553.26
Apr-21	FAITH MWILA NYONGESA	23,612.15
May-21	FAITH MWILA NYONGESA	23,671.18
Jun-21	FAITH MWILA NYONGESA	23,730.36
Sep-20	JILO GUYO	12,374.95
Oct-20	JILO GUYO	12,405.89
Nov-20	JILO GUYO	12,436.90
Dec-20	JILO GUYO	12,468.00
Jan-21	JILO GUYO	12,499.17
Feb-21	JILO GUYO	12,530.41
Mar-21	JILO GUYO	12,561.74
Apr-21	JILO GUYO	12,593.15
May-21	JILO GUYO	12,624.63
Jun-21	JILO GUYO	12,656.19
Sep-20	HILARY ISIAHO	23,203.04
Oct-20	HILARY ISIAHO	23,261.04
Nov-20	HILARY ISIAHO	23,319.20
Dec-20	HILARY ISIAHO	23,377.49
Jan-21	HILARY ISIAHO	23,435.94
Feb-21	HILARY ISIAHO	23,494.53
Mar-21	HILARY ISIAHO	23,553.26
Apr-21	HILARY ISIAHO	23,612.15

May-21	HILARY ISIAHO	23,671.18
Jun-21	HILARY ISIAHO	23,730.46
Oct-20	BRENDA OGADA	23,203.04
Nov-20	BRENDA OGADA	23,261.04
Dec-20	BRENDA OGADA	23,319.20
Jan-21	BRENDA OGADA	23,377.49
Feb-21	BRENDA OGADA	23,435.94
Mar-21	BRENDA OGADA	23,494.53
Apr-21	BRENDA OGADA	23,553.26
May-21	BRENDA OGADA	23,612.15
Jun-21	BRENDA OGADA	23,671.18
Oct-20	EVANS ODERI	46,406.07
Nov-20	EVANS ODERI	46,522.09
Dec-20	EVANS ODERI	46,638.39
Jan-21	EVANS ODERI	46,754.99
Feb-21	EVANS ODERI	46,871.88
Mar-21	EVANS ODERI	46,989.06
Apr-21	EVANS ODERI	47,106.53
May-21	EVANS ODERI	47,224.29
Jun-21	EVANS ODERI	47,342.36
Nov-20	HENRY KOIMA	19,335.86
Dec-20	HENRY KOIMA	19,384.20
Jan-21	HENRY KOIMA	19,432.66
Feb-21	HENRY KOIMA	19,481.25
Mar-21	HENRY KOIMA	19,529.95
Apr-21	HENRY KOIMA	19,578.77
May-21	HENRY KOIMA	19,627.72
Jun-21	HENRY KOIMA	19,676.79
Dec-20	PETER GHONGA	22,971.04
Jan-21	PETER GHONGA	23,028.43
Feb-21	PETER GHONGA	23,086.00
Mar-21	PETER GHONGA	23,143.72
Apr-21	PETER GHONGA	23,201.58
May-21	PETER GHONGA	23,259.58
Jun-21	PETER GHONGA	23,317.71
Dec-20	DAVID NYAGA	23,203.04
Jan-21	DAVID NYAGA	23,261.04
Feb-21	DAVID NYAGA	23,319.20
Mar-21	DAVID NYAGA	23,377.49
Apr-21	DAVID NYAGA	23,435.94
May-21	DAVID NYAGA	23,494.53
Jun-21	DAVID NYAGA	23,553.26
Dec-20	RITA ROTICH	23,203.04
Jan-21	RITA ROTICH	23,261.04
Feb-21	RITA ROTICH	23,319.20
Mar-21	RITA ROTICH	23,377.49
Apr-21	RITA ROTICH	23,435.94
May-21	RITA ROTICH	23,494.53
Jun-21	RITA ROTICH	23,553.26
Feb-21	LOKORIO CHEMENJO	23,203.04
Mar-21	LOKORIO CHEMENJO	23,261.04
Apr-21	LOKORIO CHEMENJO	23,319.20
May-21	LOKORIO CHEMENJO	23,377.49
Jun-21	LOKORIO CHEMENJO	23,435.94
Feb-21	MAUREEN WAMBUI	28,617.08
Mar-21	MAUREEN WAMBUI	28,688.62
Apr-21	MAUREEN WAMBUI	28,760.34
May-21	MAUREEN WAMBUI	28,832.24
Jun-21	MAUREEN WAMBUI	28,904.32
Feb-21	FAITH APONDI	17,015.56
Mar-21	FAITH APONDI	17,058.10
Apr-21	FAITH APONDI	17,100.74
May-21	FAITH APONDI	17,143.50
Jun-21	FAITH APONDI	17,186.35
Feb-21	ALEXANDER YAMINA	23,203.04
Mar-21	ALEXANDER YAMINA	23,261.04
Apr-21	ALEXANDER YAMINA	23,319.20
May-21	ALEXANDER YAMINA	23,377.49
Jun-21	ALEXANDER YAMINA	23,435.94
Mar-21	WAMUYI NGUGI	21,656.17
Apr-21	WAMUYI NGUGI	21,710.31
May-21	WAMUYI NGUGI	21,764.58
Jun-21	WAMUYI NGUGI	21,818.99
Apr-21	MILICENT ODUOR	10,441.37
May-21	MILICENT ODUOR	10,467.47
Jun-21	MILICENT ODUOR	10,493.64
Mar-21	CHRISTINE OOKO	18,253
Apr-21	CHRISTINE OOKO	18,299
May-21	CHRISTINE OOKO	18,344
Jun-21	CHRISTINE OOKO	18,390
Jun-21	WINSIE OTHENO	13,922
Jul-21	WILLIAM MUCHINA	22,444.49
Aug-21	WILLIAM MUCHINA	22,500.60
Sep-21	WILLIAM MUCHINA	22,556.85
Oct-21	WILLIAM MUCHINA	22,613.24
Nov-21	WILLIAM MUCHINA	22,669.77
Dec-21	WILLIAM MUCHINA	22,726.45

Jan-22	WILLIAM MUCHINA	22,783 27
Feb-22	WILLIAM MUCHINA	22,840 22
Mar-22	WILLIAM MUCHINA	22,897 32
Apr-22	WILLIAM MUCHINA	22,954 57
May-22	WILLIAM MUCHINA	23,011 95
Jun-22	WILLIAM MUCHINA	23,069 48
Jul-21	ISAAC TALAI	17,178 99
Aug-21	ISAAC TALAI	17,221 94
Sep-21	ISAAC TALAI	17,264 99
Oct-21	ISAAC TALAI	17,308 15
Nov-21	ISAAC TALAI	17,351 42
Dec-21	ISAAC TALAI	17,394 80
Jan-22	ISAAC TALAI	17,438 29
Feb-22	ISAAC TALAI	17,481 88
Mar-22	ISAAC TALAI	17,525 59
Apr-22	ISAAC TALAI	17,569 40
May-22	ISAAC TALAI	17,613 33
Jun-22	ISAAC TALAI	17,657 36
Jul-21	ANNETE WANGIA	14,565 73
Aug-21	ANNETE WANGIA	14,602 14
Sep-21	ANNETE WANGIA	14,638 64
Oct-21	ANNETE WANGIA	14,675 24
Nov-21	ANNETE WANGIA	14,711 93
Dec-21	ANNETE WANGIA	14,748 71
Jan-22	ANNETE WANGIA	14,785 58
Feb-22	ANNETE WANGIA	14,822 55
Mar-22	ANNETE WANGIA	14,859 60
Apr-22	ANNETE WANGIA	14,896 75
May-22	ANNETE WANGIA	14,933 99
Jun-22	ANNETE WANGIA	14,971 33
Jul-21	JULIET ADHIAMBO	18,849 76
Aug-21	JULIET ADHIAMBO	18,896 89
Sep-21	JULIET ADHIAMBO	18,944 13
Oct-21	JULIET ADHIAMBO	18,991 49
Nov-21	JULIET ADHIAMBO	19,038 97
Dec-21	JULIET ADHIAMBO	19,086 57
Jan-22	JULIET ADHIAMBO	19,134 28
Feb-22	JULIET ADHIAMBO	19,182 12
Mar-22	JULIET ADHIAMBO	19,230 07
Apr-22	JULIET ADHIAMBO	19,278 15
May-22	JULIET ADHIAMBO	19,326 34
Jun-22	JULIET ADHIAMBO	19,374 66
Jul-21	EDNA NTAMBO	25,704 22
Aug-21	EDNA NTAMBO	25,768 48
Sep-21	EDNA NTAMBO	25,832 90
Oct-21	EDNA NTAMBO	25,897 49
Nov-21	EDNA NTAMBO	25,962 23
Dec-21	EDNA NTAMBO	26,027 13
Jan-22	EDNA NTAMBO	26,092 20
Feb-22	EDNA NTAMBO	26,157 43
Mar-22	EDNA NTAMBO	26,222 83
Apr-22	EDNA NTAMBO	26,288 38
May-22	EDNA NTAMBO	26,354 10
Jun-22	EDNA NTAMBO	26,419 99
Jul-21	ALEX AKULA	25,704 22
Aug-21	ALEX AKULA	25,768 48
Sep-21	ALEX AKULA	25,832 90
Oct-21	ALEX AKULA	25,897 49
Nov-21	ALEX AKULA	25,962 23
Dec-21	ALEX AKULA	26,027 13
Jan-22	ALEX AKULA	26,092 20
Feb-22	ALEX AKULA	26,157 43
Mar-22	ALEX AKULA	26,222 83
Apr-22	ALEX AKULA	26,288 38
May-22	ALEX AKULA	26,354 10
Jun-22	ALEX AKULA	26,419 99
Jul-21	EVANS MURIUKI	27,281 26
Aug-21	EVANS MURIUKI	27,349 46
Sep-21	EVANS MURIUKI	27,417 84
Oct-21	EVANS MURIUKI	27,486 38
Nov-21	EVANS MURIUKI	27,555 10
Dec-21	EVANS MURIUKI	27,623 98
Jan-22	EVANS MURIUKI	27,693 04
Feb-22	EVANS MURIUKI	27,762 28
Mar-22	EVANS MURIUKI	27,831 68
Apr-22	EVANS MURIUKI	27,901 26
May-22	EVANS MURIUKI	27,971 01
Jun-22	EVANS MURIUKI	28,040 94
Jul-21	GATOBU MUTEMBEI	22,110 75
Aug-21	GATOBU MUTEMBEI	22,166 02
Sep-21	GATOBU MUTEMBEI	22,221 44
Oct-21	GATOBU MUTEMBEI	22,276 99
Nov-21	GATOBU MUTEMBEI	22,332 68
Dec-21	GATOBU MUTEMBEI	22,388 52
Jan-22	GATOBU MUTEMBEI	22,444 49
Feb-22	GATOBU MUTEMBEI	22,500 60
Mar-22	GATOBU MUTEMBEI	22,556 85

Apr-22	GATOBU MUTEMBEI	22,613.24
May-22	GATOBU MUTEMBEI	22,669.77
Jun-22	GATOBU MUTEMBEI	22,726.45
Jul-21	THIYAKA SHARON	25,512.40
Aug-21	THIYAKA SHARON	25,576.18
Sep-21	THIYAKA SHARON	25,640.12
Oct-21	THIYAKA SHARON	25,704.22
Nov-21	THIYAKA SHARON	25,768.48
Dec-21	THIYAKA SHARON	25,832.90
Jan-22	THIYAKA SHARON	25,897.49
Feb-22	THIYAKA SHARON	25,962.23
Mar-22	THIYAKA SHARON	26,027.13
Apr-22	THIYAKA SHARON	26,092.20
May-22	THIYAKA SHARON	26,157.43
Jun-22	THIYAKA SHARON	26,222.83
Jul-21	MUGAMBI ANNE WANGARE	24,661.99
Aug-21	MUGAMBI ANNE WANGARE	24,723.64
Sep-21	MUGAMBI ANNE WANGARE	24,785.45
Oct-21	MUGAMBI ANNE WANGARE	24,847.41
Nov-21	MUGAMBI ANNE WANGARE	24,909.53
Dec-21	MUGAMBI ANNE WANGARE	24,971.81
Jan-22	MUGAMBI ANNE WANGARE	25,034.24
Feb-22	MUGAMBI ANNE WANGARE	25,096.82
Mar-22	MUGAMBI ANNE WANGARE	25,159.56
Apr-22	MUGAMBI ANNE WANGARE	25,222.46
May-22	MUGAMBI ANNE WANGARE	25,285.52
Jun-22	MUGAMBI ANNE WANGARE	25,348.73
Jul-21	GICHUHI LILIAN NJERI	23,471.41
Aug-21	GICHUHI LILIAN NJERI	23,530.09
Sep-21	GICHUHI LILIAN NJERI	23,588.91
Oct-21	GICHUHI LILIAN NJERI	23,647.88
Nov-21	GICHUHI LILIAN NJERI	23,707.00
Dec-21	GICHUHI LILIAN NJERI	23,766.27
Jan-22	GICHUHI LILIAN NJERI	23,825.69
Feb-22	GICHUHI LILIAN NJERI	23,885.25
Mar-22	GICHUHI LILIAN NJERI	23,944.96
Apr-22	GICHUHI LILIAN NJERI	24,004.83
May-22	GICHUHI LILIAN NJERI	24,064.84
Jun-22	GICHUHI LILIAN NJERI	24,125.00
Jul-21	OPUNDO JAMES	27,077.67
Aug-21	OPUNDO JAMES	27,145.36
Sep-21	OPUNDO JAMES	27,213.23
Oct-21	OPUNDO JAMES	27,281.26
Nov-21	OPUNDO JAMES	27,349.46
Dec-21	OPUNDO JAMES	27,417.84
Jan-22	OPUNDO JAMES	27,486.38
Feb-22	OPUNDO JAMES	27,555.10
Mar-22	OPUNDO JAMES	27,623.98
Apr-22	OPUNDO JAMES	27,693.04
May-22	OPUNDO JAMES	27,762.28
Jun-22	OPUNDO JAMES	27,831.68
Jul-21	WANGECHE BIDEN KIHARA	20,308.25
Aug-21	WANGECHE BIDEN KIHARA	20,359.02
Sep-21	WANGECHE BIDEN KIHARA	20,409.92
Oct-21	WANGECHE BIDEN KIHARA	20,460.94
Nov-21	WANGECHE BIDEN KIHARA	20,512.10
Dec-21	WANGECHE BIDEN KIHARA	20,563.38
Jan-22	WANGECHE BIDEN KIHARA	20,614.79
Feb-22	WANGECHE BIDEN KIHARA	20,666.32
Mar-22	WANGECHE BIDEN KIHARA	20,717.99
Apr-22	WANGECHE BIDEN KIHARA	20,769.78
May-22	WANGECHE BIDEN KIHARA	20,821.71
Jun-22	WANGECHE BIDEN KIHARA	20,873.76
Jul-21	MARY NYAMBURA KINYUA	12,184.95
Aug-21	MARY NYAMBURA KINYUA	12,215.41
Sep-21	MARY NYAMBURA KINYUA	12,245.95
Oct-21	MARY NYAMBURA KINYUA	12,276.57
Nov-21	MARY NYAMBURA KINYUA	12,307.26
Dec-21	MARY NYAMBURA KINYUA	12,338.03
Jan-22	MARY NYAMBURA KINYUA	12,368.87
Feb-22	MARY NYAMBURA KINYUA	12,399.79
Mar-22	MARY NYAMBURA KINYUA	12,430.79
Apr-22	MARY NYAMBURA KINYUA	12,461.87
May-22	MARY NYAMBURA KINYUA	12,493.02
Jun-22	MARY NYAMBURA KINYUA	12,524.26
Jul-21	DORCAS AGIK ODHUOR	67,694.17
Aug-21	DORCAS AGIK ODHUOR	67,863.41
Sep-21	DORCAS AGIK ODHUOR	68,033.06
Oct-21	DORCAS AGIK ODHUOR	68,203.15
Nov-21	DORCAS AGIK ODHUOR	68,373.66
Dec-21	DORCAS AGIK ODHUOR	68,544.59
Jan-22	DORCAS AGIK ODHUOR	68,715.95
Feb-22	DORCAS AGIK ODHUOR	68,887.74
Mar-22	DORCAS AGIK ODHUOR	69,059.96
Apr-22	DORCAS AGIK ODHUOR	69,232.61
May-22	DORCAS AGIK ODHUOR	69,405.69
Jun-22	DORCAS AGIK ODHUOR	69,579.21

Jul-21	MILICENT KIGIRA	24,775.94
Aug-21	MILICENT KIGIRA	24,837.88
Sep-21	MILICENT KIGIRA	24,899.98
Oct-21	MILICENT KIGIRA	24,962.23
Nov-21	MILICENT KIGIRA	25,024.63
Dec-21	MILICENT KIGIRA	25,087.19
Jan-22	MILICENT KIGIRA	25,149.91
Feb-22	MILICENT KIGIRA	25,212.79
Mar-22	MILICENT KIGIRA	25,275.82
Apr-22	MILICENT KIGIRA	25,339.01
May-22	MILICENT KIGIRA	25,402.35
Jun-22	MILICENT KIGIRA	25,465.86
Jul-21	SYLVESTER GATHAIGA THUO	25,195.87
Aug-21	SYLVESTER GATHAIGA THUO	25,258.86
Sep-21	SYLVESTER GATHAIGA THUO	25,322.01
Oct-21	SYLVESTER GATHAIGA THUO	25,385.31
Nov-21	SYLVESTER GATHAIGA THUO	25,448.78
Dec-21	SYLVESTER GATHAIGA THUO	25,512.40
Jan-22	SYLVESTER GATHAIGA THUO	25,576.18
Feb-22	SYLVESTER GATHAIGA THUO	25,640.12
Mar-22	SYLVESTER GATHAIGA THUO	25,704.22
Apr-22	SYLVESTER GATHAIGA THUO	25,768.48
May-22	SYLVESTER GATHAIGA THUO	25,832.90
Jun-22	SYLVESTER GATHAIGA THUO	25,897.49
Jul-21	NICHOLAS MUTUKU KILATYA	67,189
Aug-21	NICHOLAS MUTUKU KILATYA	67,357
Sep-21	NICHOLAS MUTUKU KILATYA	67,525
Oct-21	NICHOLAS MUTUKU KILATYA	67,694
Nov-21	NICHOLAS MUTUKU KILATYA	67,863
Dec-21	NICHOLAS MUTUKU KILATYA	68,033
Jan-22	NICHOLAS MUTUKU KILATYA	68,203
Feb-22	NICHOLAS MUTUKU KILATYA	68,374
Mar-22	NICHOLAS MUTUKU KILATYA	68,545
Apr-22	NICHOLAS MUTUKU KILATYA	68,716
May-22	NICHOLAS MUTUKU KILATYA	68,888
Jun-22	NICHOLAS MUTUKU KILATYA	69,060
Jul-21	JAMES MCHIRA	25,195.87
Aug-21	JAMES MCHIRA	25,258.86
Sep-21	JAMES MCHIRA	25,322.01
Oct-21	JAMES MCHIRA	25,385.31
Nov-21	JAMES MCHIRA	25,448.78
Dec-21	JAMES MCHIRA	25,512.40
Jan-22	JAMES MCHIRA	25,576.18
Feb-22	JAMES MCHIRA	25,640.12
Mar-22	JAMES MCHIRA	25,704.22
Apr-22	JAMES MCHIRA	25,768.48
May-22	JAMES MCHIRA	25,832.90
Jun-22	JAMES MCHIRA	25,897.49
Jul-21	JOYCE WANGARE SERLING	25,195.87
Aug-21	JOYCE WANGARE SERLING	25,258.86
Sep-21	JOYCE WANGARE SERLING	25,322.01
Oct-21	JOYCE WANGARE SERLING	25,385.31
Nov-21	JOYCE WANGARE SERLING	25,448.78
Dec-21	JOYCE WANGARE SERLING	25,512.40
Jan-22	JOYCE WANGARE SERLING	25,576.18
Feb-22	JOYCE WANGARE SERLING	25,640.12
Mar-22	JOYCE WANGARE SERLING	25,704.22
Apr-22	JOYCE WANGARE SERLING	25,768.48
May-22	JOYCE WANGARE SERLING	25,832.90
Jun-22	JOYCE WANGARE SERLING	25,897.49
Jul-21	JUSTUS OCHENG	17,637.11
Aug-21	JUSTUS OCHENG	17,681.20
Sep-21	JUSTUS OCHENG	17,725.41
Oct-21	JUSTUS OCHENG	17,769.72
Nov-21	JUSTUS OCHENG	17,814.14
Dec-21	JUSTUS OCHENG	17,858.68
Jan-22	JUSTUS OCHENG	17,903.33
Feb-22	JUSTUS OCHENG	17,948.08
Mar-22	JUSTUS OCHENG	17,992.95
Apr-22	JUSTUS OCHENG	18,037.94
May-22	JUSTUS OCHENG	18,083.03
Jun-22	JUSTUS OCHENG	18,128.24
Jul-22	LUCAS KIPKOSGEI	20,839.87
Aug-22	LUCAS KIPKOSGEI	20,891.97
Sep-22	LUCAS KIPKOSGEI	20,944.20
Oct-22	LUCAS KIPKOSGEI	20,996.56
Nov-22	LUCAS KIPKOSGEI	21,049.05
Dec-22	LUCAS KIPKOSGEI	21,101.67
Jan-23	LUCAS KIPKOSGEI	21,154.43
Feb-23	LUCAS KIPKOSGEI	21,207.31
Mar-23	LUCAS KIPKOSGEI	21,260.33
Apr-23	LUCAS KIPKOSGEI	21,313.48
May-23	LUCAS KIPKOSGEI	21,366.77
Jun-23	LUCAS KIPKOSGEI	21,420.18
Jul-21	WESLEY MBUNYA NYAMACHE	25,007.84
Aug-21	WESLEY MBUNYA NYAMACHE	25,070.36
Sep-21	WESLEY MBUNYA NYAMACHE	25,133.04

Oct-21	WESLEY MBUNYA NYAMACHE	25,195.87
Nov-21	WESLEY MBUNYA NYAMACHE	25,258.86
Dec-21	WESLEY MBUNYA NYAMACHE	25,322.01
Jan-22	WESLEY MBUNYA NYAMACHE	25,385.31
Feb-22	WESLEY MBUNYA NYAMACHE	25,448.78
Mar-22	WESLEY MBUNYA NYAMACHE	25,512.40
Apr-22	WESLEY MBUNYA NYAMACHE	25,576.18
May-22	WESLEY MBUNYA NYAMACHE	25,640.12
Jun-22	WESLEY MBUNYA NYAMACHE	25,704.22
Jul-21	MARY ASAVA MUDEMBA	19,029.60
Aug-21	MARY ASAVA MUDEMBA	19,077.18
Sep-21	MARY ASAVA MUDEMBA	19,124.87
Oct-21	MARY ASAVA MUDEMBA	19,172.68
Nov-21	MARY ASAVA MUDEMBA	19,220.61
Dec-21	MARY ASAVA MUDEMBA	19,268.66
Jan-22	MARY ASAVA MUDEMBA	19,316.84
Feb-22	MARY ASAVA MUDEMBA	19,365.13
Mar-22	MARY ASAVA MUDEMBA	19,413.54
Apr-22	MARY ASAVA MUDEMBA	19,462.07
May-22	MARY ASAVA MUDEMBA	19,510.73
Jun-22	MARY ASAVA MUDEMBA	19,559.51
Jul-21	MUKOYA JUDITH AYUMA	48,815.06
Aug-21	MUKOYA JUDITH AYUMA	48,937.10
Sep-21	MUKOYA JUDITH AYUMA	49,059.44
Oct-21	MUKOYA JUDITH AYUMA	49,182.09
Nov-21	MUKOYA JUDITH AYUMA	49,305.05
Dec-21	MUKOYA JUDITH AYUMA	49,428.31
Jan-22	MUKOYA JUDITH AYUMA	49,551.88
Feb-22	MUKOYA JUDITH AYUMA	49,675.76
Mar-22	MUKOYA JUDITH AYUMA	49,799.95
Apr-22	MUKOYA JUDITH AYUMA	49,924.45
May-22	MUKOYA JUDITH AYUMA	50,049.26
Jun-22	MUKOYA JUDITH AYUMA	50,174.39
Jul-21	BRIAN AYODO	22,339.10
Aug-21	BRIAN AYODO	22,394.94
Sep-21	BRIAN AYODO	22,450.93
Oct-21	BRIAN AYODO	22,507.06
Nov-21	BRIAN AYODO	22,563.33
Dec-21	BRIAN AYODO	22,619.74
Jan-22	BRIAN AYODO	22,676.28
Feb-22	BRIAN AYODO	22,732.98
Mar-22	BRIAN AYODO	22,789.81
Apr-22	BRIAN AYODO	22,846.78
May-22	BRIAN AYODO	22,903.90
Jun-22	BRIAN AYODO	22,961.16
Jul-21	SHIRLEY KEBUT CHEPKONGA	15,338.14
Aug-21	SHIRLEY KEBUT CHEPKONGA	15,376.49
Sep-21	SHIRLEY KEBUT CHEPKONGA	15,414.93
Oct-21	SHIRLEY KEBUT CHEPKONGA	15,453.47
Nov-21	SHIRLEY KEBUT CHEPKONGA	15,492.10
Dec-21	SHIRLEY KEBUT CHEPKONGA	15,530.83
Jan-22	SHIRLEY KEBUT CHEPKONGA	15,569.66
Feb-22	SHIRLEY KEBUT CHEPKONGA	15,608.58
Mar-22	SHIRLEY KEBUT CHEPKONGA	15,647.60
Apr-22	SHIRLEY KEBUT CHEPKONGA	15,686.72
May-22	SHIRLEY KEBUT CHEPKONGA	15,725.94
Jun-22	SHIRLEY KEBUT CHEPKONGA	15,765.26
Jul-21	KIPTOO JACKILNE JEMUTAI	26,340.51
Aug-21	KIPTOO JACKILNE JEMUTAI	26,606.87
Sep-21	KIPTOO JACKILNE JEMUTAI	26,673.38
Oct-21	KIPTOO JACKILNE JEMUTAI	26,740.07
Nov-21	KIPTOO JACKILNE JEMUTAI	26,806.92
Dec-21	KIPTOO JACKILNE JEMUTAI	26,873.93
Jan-22	KIPTOO JACKILNE JEMUTAI	26,941.12
Feb-22	KIPTOO JACKILNE JEMUTAI	27,008.47
Mar-22	KIPTOO JACKILNE JEMUTAI	27,075.99
Apr-22	KIPTOO JACKILNE JEMUTAI	27,143.68
May-22	KIPTOO JACKILNE JEMUTAI	27,211.54
Jun-22	KIPTOO JACKILNE JEMUTAI	27,279.57
Jul-21	SUSAN LEWA	21,139.00
Aug-21	SUSAN LEWA	21,191.85
Sep-21	SUSAN LEWA	21,244.83
Oct-21	SUSAN LEWA	21,297.94
Nov-21	SUSAN LEWA	21,351.19
Dec-21	SUSAN LEWA	21,404.57
Jan-22	SUSAN LEWA	21,458.08
Feb-22	SUSAN LEWA	21,511.72
Mar-22	SUSAN LEWA	21,565.50
Apr-22	SUSAN LEWA	21,619.42
May-22	SUSAN LEWA	21,673.46
Jun-22	SUSAN LEWA	21,727.65
Jul-21	KENNEDY A AMUNGA	21,139.00
Aug-21	KENNEDY A AMUNGA	21,191.85
Sep-21	KENNEDY A AMUNGA	21,244.83
Oct-21	KENNEDY A AMUNGA	21,297.94
Nov-21	KENNEDY A AMUNGA	21,351.19
Dec-21	KENNEDY A AMUNGA	21,404.57

Jan-22	KENNEDY A AMUNGA	21,458.08
Feb-22	KENNEDY A AMUNGA	21,511.72
Mar-22	KENNEDY A AMUNGA	21,565.50
Apr-22	KENNEDY A AMUNGA	21,619.42
May-22	KENNEDY A AMUNGA	21,673.46
Jun-22	KENNEDY A AMUNGA	21,727.65
Jul-21	MBAE FRIDA GAKII	24,330.33
Aug-21	MBAE FRIDA GAKII	24,391.16
Sep-21	MBAE FRIDA GAKII	24,452.14
Oct-21	MBAE FRIDA GAKII	24,513.27
Nov-21	MBAE FRIDA GAKII	24,574.55
Dec-21	MBAE FRIDA GAKII	24,635.99
Jan-22	MBAE FRIDA GAKII	24,697.58
Feb-22	MBAE FRIDA GAKII	24,759.32
Mar-22	MBAE FRIDA GAKII	24,821.22
Apr-22	MBAE FRIDA GAKII	24,883.27
May-22	MBAE FRIDA GAKII	24,945.48
Jun-22	MBAE FRIDA GAKII	25,007.84
Jul-21	JANE W MINJIRA	19,464.27
Aug-21	JANE W MINJIRA	19,512.93
Sep-21	JANE W MINJIRA	19,561.71
Oct-21	JANE W MINJIRA	19,610.61
Nov-21	JANE W MINJIRA	19,659.64
Dec-21	JANE W MINJIRA	19,708.79
Jan-22	JANE W MINJIRA	19,758.06
Feb-22	JANE W MINJIRA	19,807.46
Mar-22	JANE W MINJIRA	19,856.98
Apr-22	JANE W MINJIRA	19,906.62
May-22	JANE W MINJIRA	19,956.38
Jun-22	JANE W MINJIRA	20,006.28
Jul-21	GETRUDAH SIDI	24,269.66
Aug-21	GETRUDAH SIDI	24,330.33
Sep-21	GETRUDAH SIDI	24,391.16
Oct-21	GETRUDAH SIDI	24,452.14
Nov-21	GETRUDAH SIDI	24,513.27
Dec-21	GETRUDAH SIDI	24,574.55
Jan-22	GETRUDAH SIDI	24,635.99
Feb-22	GETRUDAH SIDI	24,697.58
Mar-22	GETRUDAH SIDI	24,759.32
Apr-22	GETRUDAH SIDI	24,821.22
May-22	GETRUDAH SIDI	24,883.27
Jun-22	GETRUDAH SIDI	24,945.48
Jul-21	EBBY MASWAI CHERUTO	24,269.66
Aug-21	EBBY MASWAI CHERUTO	24,330.33
Sep-21	EBBY MASWAI CHERUTO	24,391.16
Oct-21	EBBY MASWAI CHERUTO	24,452.14
Nov-21	EBBY MASWAI CHERUTO	24,513.27
Dec-21	EBBY MASWAI CHERUTO	24,574.55
Jan-22	EBBY MASWAI CHERUTO	24,635.99
Feb-22	EBBY MASWAI CHERUTO	24,697.58
Mar-22	EBBY MASWAI CHERUTO	24,759.32
Apr-22	EBBY MASWAI CHERUTO	24,821.22
May-22	EBBY MASWAI CHERUTO	24,883.27
Jun-22	EBBY MASWAI CHERUTO	24,945.48
Jul-21	JULIET BUSIENEI	23,460.67
Aug-21	JULIET BUSIENEI	23,519.32
Sep-21	JULIET BUSIENEI	23,578.12
Oct-21	JULIET BUSIENEI	23,637.07
Nov-21	JULIET BUSIENEI	23,696.16
Dec-21	JULIET BUSIENEI	23,755.40
Jan-22	JULIET BUSIENEI	23,814.79
Feb-22	JULIET BUSIENEI	23,874.32
Mar-22	JULIET BUSIENEI	23,934.01
Apr-22	JULIET BUSIENEI	23,993.85
May-22	JULIET BUSIENEI	24,053.83
Jun-22	JULIET BUSIENEI	24,113.96
Jul-21	KEVIN MANGERA MWANGI	23,460.67
Aug-21	KEVIN MANGERA MWANGI	23,519.32
Sep-21	KEVIN MANGERA MWANGI	23,578.12
Oct-21	KEVIN MANGERA MWANGI	23,637.07
Nov-21	KEVIN MANGERA MWANGI	23,696.16
Dec-21	KEVIN MANGERA MWANGI	23,755.40
Jan-22	KEVIN MANGERA MWANGI	23,814.79
Feb-22	KEVIN MANGERA MWANGI	23,874.32
Mar-22	KEVIN MANGERA MWANGI	23,934.01
Apr-22	KEVIN MANGERA MWANGI	23,993.85
May-22	KEVIN MANGERA MWANGI	24,053.83
Jun-22	KEVIN MANGERA MWANGI	24,113.96
Jul-21	KANIU JENIFFER	13,616.13
Aug-21	KANIU JENIFFER	13,650.17
Sep-21	KANIU JENIFFER	13,684.30
Oct-21	KANIU JENIFFER	13,718.51
Nov-21	KANIU JENIFFER	13,752.81
Dec-21	KANIU JENIFFER	13,787.19
Jan-22	KANIU JENIFFER	13,821.66
Feb-22	KANIU JENIFFER	13,856.21
Mar-22	KANIU JENIFFER	13,890.85

Apr-22	KASHI JENNIFER	15,925.58
May-22	KASHI JENNIFER	13,960.34
Jun-22	KASHI JENNIFER	13,995.24
Jul-21	KADDEBE EDDIE NDONGA	24,028.47
Aug-21	KADDEBE EDDIE NDONGA	24,088.54
Sep-21	KADDEBE EDDIE NDONGA	24,148.76
Oct-21	KADDEBE EDDIE NDONGA	24,209.14
Nov-21	KADDEBE EDDIE NDONGA	24,269.66
Dec-21	KADDEBE EDDIE NDONGA	24,330.33
Jan-22	KADDEBE EDDIE NDONGA	24,391.16
Feb-22	KADDEBE EDDIE NDONGA	24,452.14
Mar-22	KADDEBE EDDIE NDONGA	24,513.27
Apr-22	KADDEBE EDDIE NDONGA	24,574.55
May-22	KADDEBE EDDIE NDONGA	24,635.99
Jun-22	KADDEBE EDDIE NDONGA	24,697.58
Jul-21	BERNICE KAGALI	20,402.16
Aug-21	BERNICE KAGALI	20,453.16
Sep-21	BERNICE KAGALI	20,504.30
Oct-21	BERNICE KAGALI	20,555.56
Nov-21	BERNICE KAGALI	20,606.95
Dec-21	BERNICE KAGALI	20,658.46
Jan-22	BERNICE KAGALI	20,710.11
Feb-22	BERNICE KAGALI	20,761.88
Mar-22	BERNICE KAGALI	20,813.79
Apr-22	BERNICE KAGALI	20,865.82
May-22	BERNICE KAGALI	20,917.99
Jun-22	BERNICE KAGALI	20,970.28
Jul-21	CELESTINE AWUOR OLUOCHI	23,908.78
Aug-21	CELESTINE AWUOR OLUOCHI	23,968.55
Sep-21	CELESTINE AWUOR OLUOCHI	24,028.47
Oct-21	CELESTINE AWUOR OLUOCHI	24,088.54
Nov-21	CELESTINE AWUOR OLUOCHI	24,148.76
Dec-21	CELESTINE AWUOR OLUOCHI	24,209.14
Jan-22	CELESTINE AWUOR OLUOCHI	24,269.66
Feb-22	CELESTINE AWUOR OLUOCHI	24,330.33
Mar-22	CELESTINE AWUOR OLUOCHI	24,391.16
Apr-22	CELESTINE AWUOR OLUOCHI	24,452.14
May-22	CELESTINE AWUOR OLUOCHI	24,513.27
Jun-22	CELESTINE AWUOR OLUOCHI	24,574.55
Jul-21	VALENTINA WAKIO	19,127.02
Aug-21	VALENTINA WAKIO	19,174.84
Sep-21	VALENTINA WAKIO	19,222.78
Oct-21	VALENTINA WAKIO	19,270.83
Nov-21	VALENTINA WAKIO	19,319.01
Dec-21	VALENTINA WAKIO	19,367.31
Jan-22	VALENTINA WAKIO	19,415.73
Feb-22	VALENTINA WAKIO	19,464.27
Mar-22	VALENTINA WAKIO	19,512.93
Apr-22	VALENTINA WAKIO	19,561.71
May-22	VALENTINA WAKIO	19,610.61
Jun-22	VALENTINA WAKIO	19,659.64
Jul-21	GERTRUDE MUENI	23,849.16
Aug-21	GERTRUDE MUENI	23,908.78
Sep-21	GERTRUDE MUENI	23,968.55
Oct-21	GERTRUDE MUENI	24,028.47
Nov-21	GERTRUDE MUENI	24,088.54
Dec-21	GERTRUDE MUENI	24,148.76
Jan-22	GERTRUDE MUENI	24,209.14
Feb-22	GERTRUDE MUENI	24,269.66
Mar-22	GERTRUDE MUENI	24,330.33
Apr-22	GERTRUDE MUENI	24,391.16
May-22	GERTRUDE MUENI	24,452.14
Jun-22	GERTRUDE MUENI	24,513.27
Jul-21	EUNICE NJERI KANYITA	11,765.58
Aug-21	EUNICE NJERI KANYITA	11,795.00
Sep-21	EUNICE NJERI KANYITA	11,824.48
Oct-21	EUNICE NJERI KANYITA	11,854.05
Nov-21	EUNICE NJERI KANYITA	11,883.68
Dec-21	EUNICE NJERI KANYITA	11,913.39
Jan-22	EUNICE NJERI KANYITA	11,943.17
Feb-22	EUNICE NJERI KANYITA	11,973.03
Mar-22	EUNICE NJERI KANYITA	12,002.96
Apr-22	EUNICE NJERI KANYITA	12,032.97
May-22	EUNICE NJERI KANYITA	12,063.05
Jun-22	EUNICE NJERI KANYITA	12,093.21
Jul-21	VERA ACHIENG ODERO	20,566.31
Aug-21	VERA ACHIENG ODERO	20,617.72
Sep-21	VERA ACHIENG ODERO	20,669.27
Oct-21	VERA ACHIENG ODERO	20,720.94
Nov-21	VERA ACHIENG ODERO	20,772.74
Dec-21	VERA ACHIENG ODERO	20,824.68
Jan-22	VERA ACHIENG ODERO	20,876.74

Feb-22	VERA ACHIENG ODERO	20,928.93
Mar-22	VERA ACHIENG ODERO	20,981.25
Apr-22	VERA ACHIENG ODERO	21,033.70
May-22	VERA ACHIENG ODERO	21,086.29
Jun-22	VERA ACHIENG ODERO	21,139.00
Jul-21	NAOMI KEMUNTO ATINA	23,789.68
Aug-21	NAOMI KEMUNTO ATINA	23,849.16
Sep-21	NAOMI KEMUNTO ATINA	23,908.78
Oct-21	NAOMI KEMUNTO ATINA	23,968.55
Nov-21	NAOMI KEMUNTO ATINA	24,028.47
Dec-21	NAOMI KEMUNTO ATINA	24,088.54
Jan-22	NAOMI KEMUNTO ATINA	24,148.76
Feb-22	NAOMI KEMUNTO ATINA	24,209.14
Mar-22	NAOMI KEMUNTO ATINA	24,269.66
Apr-22	NAOMI KEMUNTO ATINA	24,330.33
May-22	NAOMI KEMUNTO ATINA	24,391.16
Jun-22	NAOMI KEMUNTO ATINA	24,452.14
Jul-21	EDWIN MULINDIRA	10,150.26
Aug-21	EDWIN MULINDIRA	10,175.64
Sep-21	EDWIN MULINDIRA	10,201.08
Oct-21	EDWIN MULINDIRA	10,226.58
Nov-21	EDWIN MULINDIRA	10,252.15
Dec-21	EDWIN MULINDIRA	10,277.78
Jan-22	EDWIN MULINDIRA	10,303.47
Feb-22	EDWIN MULINDIRA	10,329.23
Mar-22	EDWIN MULINDIRA	10,355.05
Apr-22	EDWIN MULINDIRA	10,380.94
May-22	EDWIN MULINDIRA	10,406.89
Jun-22	EDWIN MULINDIRA	10,432.91
Jul-21	ANTHONY MUTISYA	23,671.18
Aug-21	ANTHONY MUTISYA	23,730.36
Sep-21	ANTHONY MUTISYA	23,789.68
Oct-21	ANTHONY MUTISYA	23,849.16
Nov-21	ANTHONY MUTISYA	23,908.78
Dec-21	ANTHONY MUTISYA	23,968.55
Jan-22	ANTHONY MUTISYA	24,028.47
Feb-22	ANTHONY MUTISYA	24,088.54
Mar-22	ANTHONY MUTISYA	24,148.76
Apr-22	ANTHONY MUTISYA	24,209.14
May-22	ANTHONY MUTISYA	24,269.66
Jun-22	ANTHONY MUTISYA	24,330.33
Jul-21	FAITH MWILA NYONGESA	23,789.68
Aug-21	FAITH MWILA NYONGESA	23,849.16
Sep-21	FAITH MWILA NYONGESA	23,908.78
Oct-21	FAITH MWILA NYONGESA	23,968.55
Nov-21	FAITH MWILA NYONGESA	24,028.47
Dec-21	FAITH MWILA NYONGESA	24,088.54
Jan-22	FAITH MWILA NYONGESA	24,148.76
Feb-22	FAITH MWILA NYONGESA	24,209.14
Mar-22	FAITH MWILA NYONGESA	24,269.66
Apr-22	FAITH MWILA NYONGESA	24,330.33
May-22	FAITH MWILA NYONGESA	24,391.16
Jun-22	FAITH MWILA NYONGESA	24,452.14
Jul-21	JILL GUYO	12,687.83
Aug-21	JILL GUYO	12,719.55
Sep-21	JILL GUYO	12,751.35
Oct-21	JILL GUYO	12,783.23
Nov-21	JILL GUYO	12,815.18
Dec-21	JILL GUYO	12,847.22
Jan-22	JILL GUYO	12,879.34
Feb-22	JILL GUYO	12,911.54
Mar-22	JILL GUYO	12,943.82
Apr-22	JILL GUYO	12,976.18
May-22	JILL GUYO	13,008.62
Jun-22	JILL GUYO	13,041.14
Jul-21	HILLARY BRANTON	23,789.68
Aug-21	HILLARY BRANTON	23,849.16
Sep-21	HILLARY BRANTON	23,908.78
Oct-21	HILLARY BRANTON	23,968.55
Nov-21	HILLARY BRANTON	24,028.47
Dec-21	HILLARY BRANTON	24,088.54
Jan-22	HILLARY BRANTON	24,148.76
Feb-22	HILLARY BRANTON	24,209.14
Mar-22	HILLARY BRANTON	24,269.66

Apr-22	HILLARY BRANTON	24,330.13
May-22	HILLARY BRANTON	24,391.16
Jun-22	HILLARY BRANTON	24,452.14
Jul-21	BRENDA AKINYI	23,730.46
Aug-21	BRENDA AKINYI	23,789.68
Sep-21	BRENDA AKINYI	23,849.16
Oct-21	BRENDA AKINYI	23,908.78
Nov-21	BRENDA AKINYI	23,968.55
Dec-21	BRENDA AKINYI	24,028.47
Jan-22	BRENDA AKINYI	24,088.54
Feb-22	BRENDA AKINYI	24,148.76
Mar-22	BRENDA AKINYI	24,209.14
Apr-22	BRENDA AKINYI	24,269.66
May-22	BRENDA AKINYI	24,330.13
Jun-22	BRENDA AKINYI	24,391.16
Jul-21	EVANS ORENGE	47,460.71
Aug-21	EVANS ORENGE	47,579.46
Sep-21	EVANS ORENGE	47,698.41
Oct-21	EVANS ORENGE	47,817.56
Nov-21	EVANS ORENGE	47,937.10
Dec-21	EVANS ORENGE	48,056.94
Jan-22	EVANS ORENGE	48,177.09
Feb-22	EVANS ORENGE	48,297.53
Mar-22	EVANS ORENGE	48,418.27
Apr-22	EVANS ORENGE	48,539.32
May-22	EVANS ORENGE	48,660.67
Jun-22	EVANS ORENGE	48,782.32
Jul-21	HENRY KOIMA	19,725.98
Aug-21	HENRY KOIMA	19,775.30
Sep-21	HENRY KOIMA	19,824.73
Oct-21	HENRY KOIMA	19,874.30
Nov-21	HENRY KOIMA	19,924.98
Dec-21	HENRY KOIMA	19,974.79
Jan-22	HENRY KOIMA	20,024.73
Feb-22	HENRY KOIMA	20,074.79
Mar-22	HENRY KOIMA	20,124.97
Apr-22	HENRY KOIMA	20,174.28
May-22	HENRY KOIMA	20,224.72
Jun-22	HENRY KOIMA	20,275.28
Jul-21	PETER MURANGA	23,376.03
Aug-21	PETER MURANGA	23,434.47
Sep-21	PETER MURANGA	23,493.05
Oct-21	PETER MURANGA	23,551.78
Nov-21	PETER MURANGA	23,610.66
Dec-21	PETER MURANGA	23,669.69
Jan-22	PETER MURANGA	23,728.86
Feb-22	PETER MURANGA	23,788.19
Mar-22	PETER MURANGA	23,847.60
Apr-22	PETER MURANGA	23,907.28
May-22	PETER MURANGA	23,967.04
Jun-22	PETER MURANGA	24,026.96
Jul-21	DAVID KARIUKI	23,612.15
Aug-21	DAVID KARIUKI	23,671.18
Sep-21	DAVID KARIUKI	23,730.36
Oct-21	DAVID KARIUKI	23,789.68
Nov-21	DAVID KARIUKI	23,849.16
Dec-21	DAVID KARIUKI	23,908.78
Jan-22	DAVID KARIUKI	23,968.55
Feb-22	DAVID KARIUKI	24,028.47
Mar-22	DAVID KARIUKI	24,088.54
Apr-22	DAVID KARIUKI	24,148.76
May-22	DAVID KARIUKI	24,209.14
Jun-22	DAVID KARIUKI	24,269.66
Jul-21	RITA JEPKORIR	23,612.15
Aug-21	RITA JEPKORIR	23,671.18
Sep-21	RITA JEPKORIR	23,730.36
Oct-21	RITA JEPKORIR	23,789.68
Nov-21	RITA JEPKORIR	23,849.16
Dec-21	RITA JEPKORIR	23,908.78
Jan-22	RITA JEPKORIR	23,968.55
Feb-22	RITA JEPKORIR	24,028.47
Mar-22	RITA JEPKORIR	24,088.54
Apr-22	RITA JEPKORIR	24,148.76
May-22	RITA JEPKORIR	24,209.14
Jun-22	RITA JEPKORIR	24,269.66
Jul-21	LOKORIO CHEMENJO	23,494.53
Aug-21	LOKORIO CHEMENJO	23,553.26
Sep-21	LOKORIO CHEMENJO	23,612.15
Oct-21	LOKORIO CHEMENJO	23,671.18
Nov-21	LOKORIO CHEMENJO	23,730.36
Dec-21	LOKORIO CHEMENJO	23,789.68
Jan-22	LOKORIO CHEMENJO	23,849.16
Feb-22	LOKORIO CHEMENJO	23,908.78
Mar-22	LOKORIO CHEMENJO	23,968.55
Apr-22	LOKORIO CHEMENJO	24,028.47
May-22	LOKORIO CHEMENJO	24,088.54
Jun-22	LOKORIO CHEMENJO	24,148.76

Jul-21	MAUREEN W	28,976.58
Aug-21	MAUREEN W	29,049.03
Sep-21	MAUREEN W	29,121.65
Oct-21	MAUREEN W	29,194.45
Nov-21	MAUREEN W	29,267.44
Dec-21	MAUREEN W	29,340.61
Jan-22	MAUREEN W	29,413.96
Feb-22	MAUREEN W	29,487.49
Mar-22	MAUREEN W	29,561.21
Apr-22	MAUREEN W	29,635.12
May-22	MAUREEN W	29,709.20
Jun-22	MAUREEN W	29,783.48
Jul-21	FAITH APONDI	17,229.32
Aug-21	FAITH APONDI	17,272.39
Sep-21	FAITH APONDI	17,315.57
Oct-21	FAITH APONDI	17,358.86
Nov-21	FAITH APONDI	17,402.26
Dec-21	FAITH APONDI	17,445.77
Jan-22	FAITH APONDI	17,489.38
Feb-22	FAITH APONDI	17,533.10
Mar-22	FAITH APONDI	17,576.94
Apr-22	FAITH APONDI	17,620.88
May-22	FAITH APONDI	17,664.93
Jun-22	FAITH APONDI	17,709.09
Jul-21	ALEXANDER JAMII	23,494.54
Aug-21	ALEXANDER JAMII	23,553.26
Sep-21	ALEXANDER JAMII	23,612.15
Oct-21	ALEXANDER JAMII	23,671.18
Nov-21	ALEXANDER JAMII	23,730.36
Dec-21	ALEXANDER JAMII	23,789.68
Jan-22	ALEXANDER JAMII	23,849.16
Feb-22	ALEXANDER JAMII	23,908.78
Mar-22	ALEXANDER JAMII	23,968.55
Apr-22	ALEXANDER JAMII	24,028.47
May-22	ALEXANDER JAMII	24,088.54
Jun-22	ALEXANDER JAMII	24,148.76
Jul-21	WAMUNYU NJUGU	21,873.54
Aug-21	WAMUNYU NJUGU	21,928.23
Sep-21	WAMUNYU NJUGU	21,983.05
Oct-21	WAMUNYU NJUGU	22,038.00
Nov-21	WAMUNYU NJUGU	22,093.10
Dec-21	WAMUNYU NJUGU	22,148.33
Jan-22	WAMUNYU NJUGU	22,203.70
Feb-22	WAMUNYU NJUGU	22,259.21
Mar-22	WAMUNYU NJUGU	22,314.86
Apr-22	WAMUNYU NJUGU	22,370.65
May-22	WAMUNYU NJUGU	22,426.57
Jun-22	WAMUNYU NJUGU	22,482.64
Jul-21	MILICENT OWUOR	10,519.87
Aug-21	MILICENT OWUOR	10,546.17
Sep-21	MILICENT OWUOR	10,572.54
Oct-21	MILICENT OWUOR	10,598.97
Nov-21	MILICENT OWUOR	10,625.47
Dec-21	MILICENT OWUOR	10,652.03
Jan-22	MILICENT OWUOR	10,678.66
Feb-22	MILICENT OWUOR	10,705.36
Mar-22	MILICENT OWUOR	10,732.12
Apr-22	MILICENT OWUOR	10,758.95
May-22	MILICENT OWUOR	10,785.85
Jun-22	MILICENT OWUOR	10,812.81
Jul-21	CHRISTINE OOKO	18,436
Aug-21	CHRISTINE OOKO	18,482
Sep-21	CHRISTINE OOKO	18,529
Oct-21	CHRISTINE OOKO	18,575
Nov-21	CHRISTINE OOKO	18,621
Dec-21	CHRISTINE OOKO	18,668
Jan-22	CHRISTINE OOKO	18,715
Feb-22	CHRISTINE OOKO	18,761
Mar-22	CHRISTINE OOKO	18,808
Apr-22	CHRISTINE OOKO	18,855
May-22	CHRISTINE OOKO	18,902
Jun-22	CHRISTINE OOKO	18,950
Jul-21	WINNIE ATHENO	13,957
Aug-21	WINNIE ATHENO	13,992
Sep-21	WINNIE ATHENO	14,026
Oct-21	WINNIE ATHENO	14,062
Nov-21	WINNIE ATHENO	14,097
Dec-21	WINNIE ATHENO	14,132
Jan-22	WINNIE ATHENO	14,167
Feb-22	WINNIE ATHENO	14,203
Mar-22	WINNIE ATHENO	14,238
Apr-22	WINNIE ATHENO	14,274
May-22	WINNIE ATHENO	14,309
Jun-22	WINNIE ATHENO	14,345
Sep-21	KIBATHI WANJIKU	23,203.04
Oct-21	KIBATHI WANJIKU	23,261.04
Nov-21	KIBATHI WANJIKU	23,319.20

Dec-21	KIBATHI WANJIKU	23,477.49
Jan-22	KIBATHI WANJIKU	23,435.94
Feb-22	KIBATHI WANJIKU	23,494.53
Mar-22	KIBATHI WANJIKU	23,553.26
Apr-22	KIBATHI WANJIKU	23,612.15
May-22	KIBATHI WANJIKU	23,671.18
Jun-22	KIBATHI WANJIKU	23,730.46
Oct-21	DAVID FIDHA	10,828.08
Nov-21	DAVID FIDHA	10,855.15
Dec-21	DAVID FIDHA	10,882.29
Jan-22	DAVID FIDHA	10,909.50
Feb-22	DAVID FIDHA	10,936.77
Mar-22	DAVID FIDHA	10,964.11
Apr-22	DAVID FIDHA	10,991.52
May-22	DAVID FIDHA	11,019.00
Jun-22	DAVID FIDHA	11,046.55
Oct-21	MWENDE KAVINDU	23,203.04
Nov-21	MWENDE KAVINDU	23,261.04
Dec-21	MWENDE KAVINDU	23,319.20
Jan-22	MWENDE KAVINDU	23,377.49
Feb-22	MWENDE KAVINDU	23,435.94
Mar-22	MWENDE KAVINDU	23,494.53
Apr-22	MWENDE KAVINDU	23,553.26
May-22	MWENDE KAVINDU	23,612.15
Jun-22	MWENDE KAVINDU	23,671.18
Dec-21	RENSON INGONGA	40,992.03
Jan-22	RENSON INGONGA	41,094.51
Feb-22	RENSON INGONGA	41,197.25
Mar-22	RENSON INGONGA	41,300.24
Apr-22	RENSON INGONGA	41,403.49
May-22	RENSON INGONGA	41,507.00
Jun-22	RENSON INGONGA	41,612.79
		51,746,951.38
		57,781,951.37
		48,872,102.15

REPUBLIC OF KENYA

FO 30

BANK RECONCILIATION- MORTGAGE


as at 30TH JUNE 2022

Balance as per Bank Certificate ..			89,373,121.51
Less _			
1. Payments in Cash Book not yet recorded in Bank (Unpresented Ch	5,300,000.00		
2. Receipts in Bank Statements not			
yet recorded in Cash Book ..	33,148,670.51		38,448,670.51
Add _			
3. Payments in Bank Statement not yet recorded in Cash Book ..	110,828,611.00		
4. Receipts in Cash Book not yet recorded in Bank Statements	33,915,152.71		144,743,763.71
Bank Balance as per Cash Book			195,668,214.71

I Certify that I have verified the Bank Balance in the Cash Book with the Bank Statement and that the above Reconciliation is Correct.

Reconciled by Idris Maxim Signature [Signature] Date 29/6/22

Approved by Zuwera Zaidi Signature [Signature] Date 29/6/22



PAYMENTS IN CASHBOOK NOT IN BANK AS 30TH JUNE 2022			
DATE	CHQ NO	PAYEE	AMOUNT
20-03-2019		BRIAN AYODO	5,300,000 00
			5,300,000.00
RECEIPTS IN BANK NOT IN CASHBOOK			
DATE	CHQ NO	PAYEE	AMOUNT
10-APR-2019		PRINCIPAL RECEIPT	2,188,329 00
21-JUL-2020		PRINCIPAL RECEIPT	7,193,207 00
12-JAN-2021		PRINCIPAL RECEIPT	9,277,530 00
28-AUG-2021		PRINCIPAL RECEIPT	4,970,844 00
18.05.2022		PRINCIPAL RECEIPT	4,159,301 51
15.06.2022		PRINCIPAL RECEIPT	5,359,459 00
			33,148,670.51
PAYMENTS IN BANK NOT IN CASH BOOK			
DATE	CHQ NO	PAYEE	AMOUNT
08-10-2018		ANN KAJUJU	3,500,000 00
20-03-2019		MARYANNE MWANGI	2,400,000 00
26.11.2021		CHEPCHIRCHIR JUDITH	10,000,000 00
29.11.2021		BALONGO EDWIN	5,800,000 00
09.12.2021		ALEXANDER JAMII YAMINA	7,220,000 00
13.01.2022		TERRY KAHORO	10,000,000 00
18.01.2022		JOEL MBOTO BUNGE	6,450,000 00
27.01.2022		MBULULA GRACE MUSANGI	10,000,000 00
01.02.2022		MWENDA CHRISSEY	10,000,000 00
17.02.2022		WINNIE WAMBUGU	9,958,611 00
17.03.2022		JAMES KIHARA	8,500,000 00
07.04.2022		WINNIE KABINGA	10,000,000 00
05.05.2022		FAITH CHERONO KOECH	7,000,000 00
20.06.2022		GETRUDAH SIDI	10,000,000 00
			110,828,611.00
RECEIPTS IN CASHBOOK NOT IN BANK STATEMENT			
DATE	CHQ NO	PAYEE	AMOUNT
Apr-18		KURUGA SUSAN	30,459 76
May-18		KURUGA SUSAN	30,535 91
Jun-18		KURUGA SUSAN	30,612 25
Jul-18		KURUGA SUSAN	30,688 78
Aug-18		KURUGA SUSAN	30,765 50
Sep-18		KURUGA SUSAN	30,842 42
Oct-18		KURUGA SUSAN	30,919 33
Nov-18		KURUGA SUSAN	30,996 82
Dec-18		KURUGA SUSAN	31,074 31
Jan-19		KURUGA SUSAN	31,152 00
Feb-19		KURUGA SUSAN	31,229 88
Mar-19		KURUGA SUSAN	31,307 95
Apr-19		KURUGA SUSAN	31,386 22
May-19		KURUGA SUSAN	31,464 69
Jun-19		KURUGA SUSAN	31,543 35
Jul-19		KURUGA SUSAN	31,622 21
Aug-19		KURUGA SUSAN	31,701 26
Sep-19		KURUGA SUSAN	31,780 52
Oct-19		KURUGA SUSAN	31,859 97
Nov-19		KURUGA SUSAN	31,939 62
Dec-19		KURUGA SUSAN	32,019 47
Jan-20		KURUGA SUSAN	32,099 52
Feb-20		KURUGA SUSAN	32,179 76
Mar-20		KURUGA SUSAN	32,260 21

Apr-20	KURUGA SUSAN	32,340.86
May-20	KURUGA SUSAN	32,421.72
Jun-20	KURUGA SUSAN	32,502.77
Jul-20	KURUGA SUSAN	32,584.03
Aug-20	KURUGA SUSAN	32,665.49
Sep-20	KURUGA SUSAN	32,747.15
Oct-20	KURUGA SUSAN	32,829.02
Nov-20	KURUGA SUSAN	32,911.09
Dec-20	KURUGA SUSAN	32,993.37
Jan-21	KURUGA SUSAN	33,075.85
Feb-21	KURUGA SUSAN	33,158.54
Mar-21	KURUGA SUSAN	33,241.44
Apr-21	KURUGA SUSAN	33,324.54
May-21	KURUGA SUSAN	33,407.85
Jun-21	KURUGA SUSAN	33,491.37
Feb-18	JACOB BARTONEY	11,117.81
Mar-18	JACOB BARTONEY	11,145.61
Apr-18	JACOB BARTONEY	11,173.47
May-18	JACOB BARTONEY	11,201.40
Jun-18	JACOB BARTONEY	11,229.41
Jul-18	JACOB BARTONEY	11,257.48
Aug-18	JACOB BARTONEY	11,285.63
Sep-18	JACOB BARTONEY	11,313.84
Oct-18	JACOB BARTONEY	11,342.12
Nov-18	JACOB BARTONEY	11,370.48
Dec-18	JACOB BARTONEY	11,398.91
Jan-19	JACOB BARTONEY	11,427.40
Feb-19	JACOB BARTONEY	11,455.97
Mar-19	JACOB BARTONEY	11,484.61
Apr-19	JACOB BARTONEY	11,513.32
May-19	JACOB BARTONEY	11,542.11
Jun-19	JACOB BARTONEY	11,570.96
Jul-19	JACOB BARTONEY	11,599.89
Aug-19	JACOB BARTONEY	11,628.89
Sep-19	JACOB BARTONEY	11,657.96
Oct-19	JACOB BARTONEY	11,687.11
Nov-19	JACOB BARTONEY	11,716.32
Dec-19	JACOB BARTONEY	11,745.61
Jan-20	JACOB BARTONEY	11,774.98
Feb-20	JACOB BARTONEY	11,804.42
Mar-20	JACOB BARTONEY	11,833.93
Apr-20	JACOB BARTONEY	11,863.51
May-20	JACOB BARTONEY	11,893.17
Jun-20	JACOB BARTONEY	11,922.90
Jul-20	JACOB BARTONEY	11,952.71
Aug-20	JACOB BARTONEY	11,982.59
Sep-20	JACOB BARTONEY	12,012.55
Oct-20	JACOB BARTONEY	12,042.58
Nov-20	JACOB BARTONEY	12,072.69
Dec-20	JACOB BARTONEY	12,102.87
Jan-21	JACOB BARTONEY	12,133.13
Feb-21	JACOB BARTONEY	12,163.46
Mar-21	JACOB BARTONEY	12,193.87
Apr-21	JACOB BARTONEY	12,224.35
May-21	JACOB BARTONEY	12,254.91
Jun-21	JACOB BARTONEY	12,285.55
Apr-18	LINDA NYAUNCHO	19,798.84
May-18	LINDA NYAUNCHO	19,848.34
Jun-18	LINDA NYAUNCHO	19,897.96
Jul-18	LINDA NYAUNCHO	19,947.71
Aug-18	LINDA NYAUNCHO	19,997.58
Sep-18	LINDA NYAUNCHO	20,047.57
Oct-18	LINDA NYAUNCHO	20,097.69
Nov-18	LINDA NYAUNCHO	20,147.93
Dec-18	LINDA NYAUNCHO	20,198.30
Jan-19	LINDA NYAUNCHO	20,248.80

Feb-19	LINDA NYAUNCHO	20,299.42
Mar-19	LINDA NYAUNCHO	20,350.17
Apr-19	LINDA NYAUNCHO	20,401.04
May-19	LINDA NYAUNCHO	20,452.05
Jun-19	LINDA NYAUNCHO	20,503.18
Jul-19	LINDA NYAUNCHO	20,554.44
Aug-19	LINDA NYAUNCHO	20,605.82
Sep-19	LINDA NYAUNCHO	20,657.34
Oct-19	LINDA NYAUNCHO	20,708.98
Nov-19	LINDA NYAUNCHO	20,760.75
Dec-19	LINDA NYAUNCHO	20,812.65
Jan-20	LINDA NYAUNCHO	20,864.69
Feb-20	LINDA NYAUNCHO	20,916.85
Mar-20	LINDA NYAUNCHO	20,969.14
Apr-20	LINDA NYAUNCHO	21,021.56
May-20	LINDA NYAUNCHO	21,074.12
Jun-20	LINDA NYAUNCHO	21,126.80
Jul-20	LINDA NYAUNCHO	21,179.62
Aug-20	LINDA NYAUNCHO	21,232.57
Sep-20	LINDA NYAUNCHO	21,285.65
Oct-20	LINDA NYAUNCHO	21,338.86
Nov-20	LINDA NYAUNCHO	21,392.21
Dec-20	LINDA NYAUNCHO	21,445.69
Jan-21	LINDA NYAUNCHO	21,499.30
Feb-21	LINDA NYAUNCHO	21,553.05
Mar-21	LINDA NYAUNCHO	21,606.94
Apr-21	LINDA NYAUNCHO	21,660.95
May-21	LINDA NYAUNCHO	21,715.11
Jun-21	LINDA NYAUNCHO	21,769.39
Jul-18	PAUL NDEMO	49,785.73
Aug-18	PAUL NDEMO	49,910.19
Sep-18	PAUL NDEMO	50,034.97
Oct-18	PAUL NDEMO	50,160.05
Nov-18	PAUL NDEMO	50,285.45
Dec-18	PAUL NDEMO	50,411.17
Jan-19	PAUL NDEMO	50,537.19
Feb-19	PAUL NDEMO	50,663.54
Mar-19	PAUL NDEMO	50,790.20
Apr-19	PAUL NDEMO	50,917.17
May-19	PAUL NDEMO	51,044.46
Jun-19	PAUL NDEMO	51,172.08
Jul-19	PAUL NDEMO	51,300.01
Aug-19	PAUL NDEMO	51,428.26
Sep-19	PAUL NDEMO	51,556.83
Oct-19	PAUL NDEMO	51,685.72
Nov-19	PAUL NDEMO	51,814.93
Dec-19	PAUL NDEMO	51,944.47
Jan-20	PAUL NDEMO	52,074.33
Feb-20	PAUL NDEMO	52,204.52
Mar-20	PAUL NDEMO	52,335.03
Apr-20	PAUL NDEMO	52,465.87
May-20	PAUL NDEMO	52,597.03
Jun-20	PAUL NDEMO	52,728.52
Jul-20	PAUL NDEMO	52,860.34
Aug-20	PAUL NDEMO	52,992.50
Sep-20	PAUL NDEMO	53,124.98
Oct-20	PAUL NDEMO	53,257.79
Nov-20	PAUL NDEMO	53,390.93
Dec-20	PAUL NDEMO	53,524.41
Jan-21	PAUL NDEMO	53,658.22
Feb-21	PAUL NDEMO	53,792.37
Mar-21	PAUL NDEMO	53,926.85
Apr-21	PAUL NDEMO	54,061.67
May-21	PAUL NDEMO	54,196.82
Jun-21	PAUL NDEMO	54,332.31
Aug-18	MIRIAM NGARI	14,620.68

Sep-18	MIRIAM NGARI	14,657.24
Oct-18	MIRIAM NGARI	14,693.88
Nov-18	MIRIAM NGARI	14,730.61
Dec-18	MIRIAM NGARI	14,767.44
Jan-19	MIRIAM NGARI	14,804.36
Feb-19	MIRIAM NGARI	14,841.37
Mar-19	MIRIAM NGARI	14,878.47
Apr-19	MIRIAM NGARI	14,915.67
May-19	MIRIAM NGARI	14,952.96
Jun-19	MIRIAM NGARI	14,990.34
Jul-19	MIRIAM NGARI	15,027.82
Aug-19	MIRIAM NGARI	15,065.39
Sep-19	MIRIAM NGARI	15,103.05
Oct-19	MIRIAM NGARI	15,140.81
Nov-19	MIRIAM NGARI	15,178.66
Dec-19	MIRIAM NGARI	15,216.61
Jan-20	MIRIAM NGARI	15,254.65
Feb-20	MIRIAM NGARI	15,292.78
Mar-20	MIRIAM NGARI	15,331.02
Apr-20	MIRIAM NGARI	15,369.34
May-20	MIRIAM NGARI	15,407.77
Jun-20	MIRIAM NGARI	15,446.29
Jul-20	MIRIAM NGARI	15,484.90
Aug-20	MIRIAM NGARI	15,523.61
Sep-20	MIRIAM NGARI	15,562.42
Oct-20	MIRIAM NGARI	15,601.33
Nov-20	MIRIAM NGARI	15,640.33
Dec-20	MIRIAM NGARI	15,679.43
Jan-21	MIRIAM NGARI	15,718.63
Feb-21	MIRIAM NGARI	15,757.93
Mar-21	MIRIAM NGARI	15,797.32
Apr-21	MIRIAM NGARI	15,836.82
May-21	MIRIAM NGARI	15,876.41
Jun-21	MIRIAM NGARI	15,916.10
Aug-18	MARYANNE MWANGI	24,367.81
Sep-18	MARYANNE MWANGI	24,428.73
Oct-18	MARYANNE MWANGI	24,489.80
Nov-18	MARYANNE MWANGI	24,551.02
Dec-18	MARYANNE MWANGI	24,612.40
Jan-19	MARYANNE MWANGI	24,673.93
Feb-19	MARYANNE MWANGI	24,735.62
Mar-19	MARYANNE MWANGI	24,797.46
Apr-19	MARYANNE MWANGI	24,859.45
May-19	MARYANNE MWANGI	24,921.60
Jun-19	MARYANNE MWANGI	24,983.90
Jul-19	MARYANNE MWANGI	25,046.36
Aug-19	MARYANNE MWANGI	25,108.98
Sep-19	MARYANNE MWANGI	25,171.75
Oct-19	MARYANNE MWANGI	25,234.68
Nov-19	MARYANNE MWANGI	25,297.77
Dec-19	MARYANNE MWANGI	25,361.01
Jan-20	MARYANNE MWANGI	25,424.41
Feb-20	MARYANNE MWANGI	25,487.97
Mar-20	MARYANNE MWANGI	25,551.69
Apr-20	MARYANNE MWANGI	25,615.57
May-20	MARYANNE MWANGI	25,679.61
Jun-20	MARYANNE MWANGI	25,743.81
Jul-20	MARYANNE MWANGI	25,808.17
Aug-20	MARYANNE MWANGI	25,872.69
Sep-20	MARYANNE MWANGI	25,937.37
Oct-20	MARYANNE MWANGI	26,002.22
Nov-20	MARYANNE MWANGI	26,067.22
Dec-20	MARYANNE MWANGI	26,132.39
Jan-21	MARYANNE MWANGI	26,197.72
Feb-21	MARYANNE MWANGI	26,263.22
Mar-21	MARYANNE MWANGI	26,328.87

Apr-21	MARYANNE MWANGI	26,394.70
May-21	MARYANNE MWANGI	26,460.68
Jun-21	MARYANNE MWANGI	26,526.83
Jul-18	WILKISTER OJIENDA	15,229.88
Aug-18	WILKISTER OJIENDA	15,267.95
Sep-18	WILKISTER OJIENDA	15,306.12
Oct-18	WILKISTER OJIENDA	15,344.39
Nov-18	WILKISTER OJIENDA	15,382.75
Dec-18	WILKISTER OJIENDA	15,421.21
Jan-19	WILKISTER OJIENDA	15,459.76
Feb-19	WILKISTER OJIENDA	15,498.41
Mar-19	WILKISTER OJIENDA	15,537.16
Apr-19	WILKISTER OJIENDA	15,576.00
May-19	WILKISTER OJIENDA	15,614.94
Jun-19	WILKISTER OJIENDA	15,653.98
Jul-19	WILKISTER OJIENDA	15,693.11
Aug-19	WILKISTER OJIENDA	15,732.34
Sep-19	WILKISTER OJIENDA	15,771.67
Oct-19	WILKISTER OJIENDA	15,811.10
Nov-19	WILKISTER OJIENDA	15,850.63
Dec-19	WILKISTER OJIENDA	15,890.26
Jan-20	WILKISTER OJIENDA	15,929.98
Feb-20	WILKISTER OJIENDA	15,969.81
Mar-20	WILKISTER OJIENDA	16,009.73
Apr-20	WILKISTER OJIENDA	16,049.76
May-20	WILKISTER OJIENDA	16,089.88
Jun-20	WILKISTER OJIENDA	16,130.11
Jul-20	WILKISTER OJIENDA	16,170.43
Aug-20	WILKISTER OJIENDA	16,210.86
Sep-20	WILKISTER OJIENDA	16,251.39
Oct-20	WILKISTER OJIENDA	16,292.01
Nov-20	WILKISTER OJIENDA	16,332.74
Dec-20	WILKISTER OJIENDA	16,373.58
Jan-21	WILKISTER OJIENDA	16,414.51
Feb-21	WILKISTER OJIENDA	16,455.55
Mar-21	WILKISTER OJIENDA	16,496.68
Apr-21	WILKISTER OJIENDA	16,537.93
May-21	WILKISTER OJIENDA	16,579.27
Jun-21	WILKISTER OJIENDA	16,620.72
Jul-18	SHADRACK RUTO	21,321.83
Aug-18	SHADRACK RUTO	21,375.14
Sep-18	SHADRACK RUTO	21,428.57
Oct-18	SHADRACK RUTO	21,482.15
Nov-18	SHADRACK RUTO	21,535.85
Dec-18	SHADRACK RUTO	21,589.69
Jan-19	SHADRACK RUTO	21,643.66
Feb-19	SHADRACK RUTO	21,697.77
Mar-19	SHADRACK RUTO	21,752.02
Apr-19	SHADRACK RUTO	21,806.40
May-19	SHADRACK RUTO	21,860.91
Jun-19	SHADRACK RUTO	21,915.57
Jul-19	SHADRACK RUTO	21,970.36
Aug-19	SHADRACK RUTO	22,025.28
Sep-19	SHADRACK RUTO	22,080.34
Oct-19	SHADRACK RUTO	22,135.55
Nov-19	SHADRACK RUTO	22,190.88
Dec-19	SHADRACK RUTO	22,246.36
Jan-20	SHADRACK RUTO	22,301.98
Feb-20	SHADRACK RUTO	22,357.73
Mar-20	SHADRACK RUTO	22,413.63
Apr-20	SHADRACK RUTO	22,469.66
May-20	SHADRACK RUTO	22,525.84
Jun-20	SHADRACK RUTO	22,582.15
Jul-20	SHADRACK RUTO	22,638.61
Aug-20	SHADRACK RUTO	22,695.20
Sep-20	SHADRACK RUTO	22,751.94

Oct-20	SHADRACK RUTO	22,808 82
Nov-20	SHADRACK RUTO	22,865 84
Dec-20	SHADRACK RUTO	22,923 01
Jan-21	SHADRACK RUTO	22,980 31
Feb-21	SHADRACK RUTO	23,037 76
Mar-21	SHADRACK RUTO	23,095 36
Apr-21	SHADRACK RUTO	23,153 10
May-21	SHADRACK RUTO	23,210 98
Jun-21	SHADRACK RUTO	23,269 01
Aug-18	MIKALI HILARY	10,660 92
Sep-18	MIKALI HILARY	10,687 57
Oct-18	MIKALI HILARY	10,714 29
Nov-18	MIKALI HILARY	10,741 07
Dec-18	MIKALI HILARY	10,767 93
Jan-19	MIKALI HILARY	10,794 85
Feb-19	MIKALI HILARY	10,821 83
Mar-19	MIKALI HILARY	10,848 89
Apr-19	MIKALI HILARY	10,876 01
May-19	MIKALI HILARY	10,903 20
Jun-19	MIKALI HILARY	10,930 46
Jul-19	MIKALI HILARY	10,957 78
Aug-19	MIKALI HILARY	10,985 18
Sep-19	MIKALI HILARY	11,012 64
Oct-19	MIKALI HILARY	11,040 17
Nov-19	MIKALI HILARY	11,067 77
Dec-19	MIKALI HILARY	11,095 44
Jan-20	MIKALI HILARY	11,123 18
Feb-20	MIKALI HILARY	11,150 99
Mar-20	MIKALI HILARY	11,178 87
Apr-20	MIKALI HILARY	11,206 81
May-20	MIKALI HILARY	11,234 83
Jun-20	MIKALI HILARY	11,262 92
Jul-20	MIKALI HILARY	11,291 07
Aug-20	MIKALI HILARY	11,319 30
Sep-20	MIKALI HILARY	11,347 60
Oct-20	MIKALI HILARY	11,375 97
Nov-20	MIKALI HILARY	11,404 41
Dec-20	MIKALI HILARY	11,432 92
Jan-21	MIKALI HILARY	11,461 50
Feb-21	MIKALI HILARY	11,490 16
Mar-21	MIKALI HILARY	11,518 88
Apr-21	MIKALI HILARY	11,547 68
May-21	MIKALI HILARY	11,576 55
Jun-21	MIKALI HILARY	11,605 49
Aug-18	EBBY MASWAI	30,459 76
Sep-18	EBBY MASWAI	30,535 91
Oct-18	EBBY MASWAI	30,612 25
Nov-18	EBBY MASWAI	30,688 78
Dec-18	EBBY MASWAI	30,765 50
Jan-19	EBBY MASWAI	30,842 42
Feb-19	EBBY MASWAI	30,919 52
Mar-19	EBBY MASWAI	30,996 82
Apr-19	EBBY MASWAI	31,074 31
May-19	EBBY MASWAI	31,152 00
Jun-19	EBBY MASWAI	31,229 88
Jul-19	EBBY MASWAI	31,307 95
Aug-19	EBBY MASWAI	31,386 22
Sep-19	EBBY MASWAI	31,464 69
Oct-19	EBBY MASWAI	31,543 35
Nov-19	EBBY MASWAI	31,622 21
Dec-19	EBBY MASWAI	31,701 26
Jan-20	EBBY MASWAI	31,780 52
Feb-20	EBBY MASWAI	31,859 97
Mar-20	EBBY MASWAI	31,939 62
Apr-20	EBBY MASWAI	32,019 47
May-20	EBBY MASWAI	32,099 52

Jun-20	EBBY MASWAI	32,179.76
Jul-20	EBBY MASWAI	32,260.21
Aug-20	EBBY MASWAI	32,340.86
Sep-20	EBBY MASWAI	32,421.72
Oct-20	EBBY MASWAI	32,502.77
Nov-20	EBBY MASWAI	32,584.03
Dec-20	EBBY MASWAI	32,665.49
Jan-21	EBBY MASWAI	32,747.15
Feb-21	EBBY MASWAI	32,829.02
Mar-21	EBBY MASWAI	32,911.09
Apr-21	EBBY MASWAI	32,993.37
May-21	EBBY MASWAI	33,075.85
Jun-21	EBBY MASWAI	33,158.54
Nov-18	ANN KAJUUU	30,459.76
Dec-18	ANN KAJUUU	30,535.91
Jan-19	ANN KAJUUU	30,612.25
Feb-19	ANN KAJUUU	30,688.78
Mar-19	ANN KAJUUU	30,765.50
Apr-19	ANN KAJUUU	30,842.42
May-19	ANN KAJUUU	30,919.52
Jun-19	ANN KAJUUU	30,996.82
Jul-19	ANN KAJUUU	31,074.31
Aug-19	ANN KAJUUU	31,152.00
Sep-19	ANN KAJUUU	31,229.88
Oct-19	ANN KAJUUU	31,307.95
Nov-19	ANN KAJUUU	31,386.22
Dec-19	ANN KAJUUU	31,464.69
Jan-20	ANN KAJUUU	31,543.35
Feb-20	ANN KAJUUU	31,622.21
Mar-20	ANN KAJUUU	31,701.26
Apr-20	ANN KAJUUU	31,780.52
May-20	ANN KAJUUU	31,859.97
Jun-20	ANN KAJUUU	31,939.62
Jul-20	ANN KAJUUU	32,019.47
Aug-20	ANN KAJUUU	32,099.52
Sep-20	ANN KAJUUU	32,179.76
Oct-20	ANN KAJUUU	32,260.21
Nov-20	ANN KAJUUU	32,340.86
Dec-20	ANN KAJUUU	32,421.72
Jan-21	ANN KAJUUU	32,502.77
Feb-21	ANN KAJUUU	32,584.03
Mar-21	ANN KAJUUU	32,665.49
Apr-21	ANN KAJUUU	32,747.15
May-21	ANN KAJUUU	32,829.02
Jun-21	ANN KAJUUU	32,911.09
Aug-19	CAROLINE KANANA	18,275.86
Sep-19	CAROLINE KANANA	18,321.55
Oct-19	CAROLINE KANANA	18,367.35
Nov-19	CAROLINE KANANA	18,413.27
Dec-19	CAROLINE KANANA	18,459.30
Jan-20	CAROLINE KANANA	18,505.45
Feb-20	CAROLINE KANANA	18,551.71
Mar-20	CAROLINE KANANA	18,598.09
Apr-20	CAROLINE KANANA	18,644.59
May-20	CAROLINE KANANA	18,691.20
Jun-20	CAROLINE KANANA	18,737.93
Jul-20	CAROLINE KANANA	18,784.77
Aug-20	CAROLINE KANANA	18,831.73
Sep-20	CAROLINE KANANA	18,878.81
Oct-20	CAROLINE KANANA	18,926.01
Nov-20	CAROLINE KANANA	18,973.32
Dec-20	CAROLINE KANANA	19,020.76
Jan-21	CAROLINE KANANA	19,068.31
Feb-21	CAROLINE KANANA	19,115.98
Mar-21	CAROLINE KANANA	19,163.77
Apr-21	CAROLINE KANANA	19,211.68

May-21	CAROLINE KANANA	19,259 71
Jun-21	CAROLINE KANANA	19,307 86
Apr-19	BRIAN AYODO	31,495 26
May-19	BRIAN AYODO	31,574 00
Jun-19	BRIAN AYODO	31,652 93
Jul-19	BRIAN AYODO	31,732 07
Aug-19	BRIAN AYODO	31,811 40
Sep-19	BRIAN AYODO	31,890 92
Oct-19	BRIAN AYODO	31,970 65
Nov-19	BRIAN AYODO	32,050 58
Dec-19	BRIAN AYODO	32,130 70
Jan-20	BRIAN AYODO	32,211 03
Feb-20	BRIAN AYODO	32,291 56
Mar-20	BRIAN AYODO	32,372 29
Apr-20	BRIAN AYODO	32,453 22
May-20	BRIAN AYODO	32,534 35
Jun-20	BRIAN AYODO	32,615 69
Jul-20	BRIAN AYODO	32,697 23
Aug-20	BRIAN AYODO	32,778 97
Sep-20	BRIAN AYODO	32,860 92
Oct-20	BRIAN AYODO	32,943 07
Nov-20	BRIAN AYODO	33,025 43
Dec-20	BRIAN AYODO	33,107 99
Jan-21	BRIAN AYODO	33,190 76
Feb-21	BRIAN AYODO	33,273 74
Mar-21	BRIAN AYODO	33,356 92
Apr-21	BRIAN AYODO	33,440 31
May-21	BRIAN AYODO	33,523 92
Jun-21	BRIAN AYODO	33,607 73
Jul-19	VIOLET OMBATI	39,895 41
Aug-19	VIOLET OMBATI	39,995 15
Sep-19	VIOLET OMBATI	40,095 14
Oct-19	VIOLET OMBATI	40,195 38
Nov-19	VIOLET OMBATI	40,295 87
Dec-19	VIOLET OMBATI	40,396 61
Jan-20	VIOLET OMBATI	40,497 60
Feb-20	VIOLET OMBATI	40,598 84
Mar-20	VIOLET OMBATI	40,700 34
Apr-20	VIOLET OMBATI	40,802 09
May-20	VIOLET OMBATI	40,904 09
Jun-20	VIOLET OMBATI	41,006 35
Jul-20	VIOLET OMBATI	41,108 87
Aug-20	VIOLET OMBATI	41,211 64
Sep-20	VIOLET OMBATI	41,314 67
Oct-20	VIOLET OMBATI	41,417 96
Nov-20	VIOLET OMBATI	41,521 50
Dec-20	VIOLET OMBATI	41,625 31
Jan-21	VIOLET OMBATI	41,729 37
Feb-21	VIOLET OMBATI	41,833 69
Mar-21	VIOLET OMBATI	41,938 28
Apr-21	VIOLET OMBATI	42,043 12
May-21	VIOLET OMBATI	42,148 23
Jun-21	VIOLET OMBATI	42,253 60
Oct-19	ROBERT OYIEMBO	67,650 20
Nov-19	ROBERT OYIEMBO	67,819 33
Dec-19	ROBERT OYIEMBO	67,988 87
Jan-20	ROBERT OYIEMBO	68,158 85
Feb-20	ROBERT OYIEMBO	68,329 24
Mar-20	ROBERT OYIEMBO	68,500 07
Apr-20	ROBERT OYIEMBO	68,671 32
May-20	ROBERT OYIEMBO	68,843 00
Jun-20	ROBERT OYIEMBO	69,015 10
Jul-20	ROBERT OYIEMBO	69,187 64
Aug-20	ROBERT OYIEMBO	69,360 61
Sep-20	ROBERT OYIEMBO	69,534 01
Oct-20	ROBERT OYIEMBO	69,707 85

Nov-20	ROBERT OYIEMBO	69,882 12
Dec-20	ROBERT OYIEMBO	70,056 82
Jan-21	ROBERT OYIEMBO	70,231 96
Feb-21	ROBERT OYIEMBO	70,407 54
Mar-21	ROBERT OYIEMBO	70,583 56
Apr-21	ROBERT OYIEMBO	70,760 02
May-21	ROBERT OYIEMBO	70,936 92
Jun-21	ROBERT OYIEMBO	71,114 26
Aug-19	EDGAR MULAMULA	22,844 82
Sep-19	EDGAR MULAMULA	22,901 93
Oct-19	EDGAR MULAMULA	22,959 19
Nov-19	EDGAR MULAMULA	23,016 58
Dec-19	EDGAR MULAMULA	23,074 13
Jan-20	EDGAR MULAMULA	23,131 81
Feb-20	EDGAR MULAMULA	23,189 64
Mar-20	EDGAR MULAMULA	23,247 62
Apr-20	EDGAR MULAMULA	23,305 73
May-20	EDGAR MULAMULA	23,364 00
Jun-20	EDGAR MULAMULA	23,422 41
Jul-20	EDGAR MULAMULA	23,480 96
Aug-20	EDGAR MULAMULA	23,539 67
Sep-20	EDGAR MULAMULA	23,598 52
Oct-20	EDGAR MULAMULA	23,657 51
Nov-20	EDGAR MULAMULA	23,716 66
Dec-20	EDGAR MULAMULA	23,775 95
Jan-21	EDGAR MULAMULA	23,835 39
Feb-21	EDGAR MULAMULA	23,894 98
Mar-21	EDGAR MULAMULA	23,954 71
Apr-21	EDGAR MULAMULA	24,014 60
May-21	EDGAR MULAMULA	24,074 64
Jun-21	EDGAR MULAMULA	24,134 82
Oct-19	GITAH KAREITHI	40,486 96
Nov-19	GITAH KAREITHI	40,588 17
Dec-19	GITAH KAREITHI	40,689 65
Jan-20	GITAH KAREITHI	40,791 37
Feb-20	GITAH KAREITHI	40,893 35
Mar-20	GITAH KAREITHI	40,995 58
Apr-20	GITAH KAREITHI	41,098 07
May-20	GITAH KAREITHI	41,200 82
Jun-20	GITAH KAREITHI	41,303 82
Jul-20	GITAH KAREITHI	41,407 08
Aug-20	GITAH KAREITHI	41,510 59
Sep-20	GITAH KAREITHI	41,614 37
Oct-20	GITAH KAREITHI	41,718 41
Nov-20	GITAH KAREITHI	41,822 70
Dec-20	GITAH KAREITHI	41,927 26
Jan-21	GITAH KAREITHI	42,032 08
Feb-21	GITAH KAREITHI	42,137 16
Mar-21	GITAH KAREITHI	42,242 50
Apr-21	GITAH KAREITHI	42,348 11
May-21	GITAH KAREITHI	42,453 98
Jun-21	GITAH KAREITHI	42,560 11
Nov-19	VALENTINE WAKIO	25,890 80
Dec-19	VALENTINE WAKIO	25,955 52
Jan-20	VALENTINE WAKIO	26,020 41
Feb-20	VALENTINE WAKIO	26,085 46
Mar-20	VALENTINE WAKIO	26,150 68
Apr-20	VALENTINE WAKIO	26,216 05
May-20	VALENTINE WAKIO	26,281 59
Jun-20	VALENTINE WAKIO	26,347 30
Jul-20	VALENTINE WAKIO	26,413 17
Aug-20	VALENTINE WAKIO	26,479 20
Sep-20	VALENTINE WAKIO	26,545 40
Oct-20	VALENTINE WAKIO	26,611 76
Nov-20	VALENTINE WAKIO	26,678 29
Dec-20	VALENTINE WAKIO	26,744 98

Jan-21	VALENTINE WAKIO	26,811.85
Feb-21	VALENTINE WAKIO	26,878.88
Mar-21	VALENTINE WAKIO	26,946.07
Apr-21	VALENTINE WAKIO	27,013.44
May-21	VALENTINE WAKIO	27,080.97
Jun-21	VALENTINE WAKIO	27,148.68
Feb-20	ERIC ISOE	21,321.83
Mar-20	ERIC ISOE	21,375.14
Apr-20	ERIC ISOE	21,428.57
May-20	ERIC ISOE	21,482.15
Jun-20	ERIC ISOE	21,535.85
Jul-20	ERIC ISOE	21,589.69
Aug-20	ERIC ISOE	21,643.66
Sep-20	ERIC ISOE	21,697.77
Oct-20	ERIC ISOE	21,752.02
Nov-20	ERIC ISOE	21,806.40
Dec-20	ERIC ISOE	21,860.91
Jan-21	ERIC ISOE	21,915.57
Feb-21	ERIC ISOE	21,970.36
Mar-21	ERIC ISOE	22,025.28
Apr-21	ERIC ISOE	22,080.34
May-21	ERIC ISOE	22,135.55
Jun-21	ERIC ISOE	22,190.88
Mar-20	PHILIPHINE JEPKEMOI	17,666.66
Apr-20	PHILIPHINE JEPKEMOI	17,710.83
May-20	PHILIPHINE JEPKEMOI	17,755.10
Jun-20	PHILIPHINE JEPKEMOI	17,799.49
Jul-20	PHILIPHINE JEPKEMOI	17,843.99
Aug-20	PHILIPHINE JEPKEMOI	17,888.60
Sep-20	PHILIPHINE JEPKEMOI	17,933.32
Oct-20	PHILIPHINE JEPKEMOI	17,978.16
Nov-20	PHILIPHINE JEPKEMOI	18,023.10
Dec-20	PHILIPHINE JEPKEMOI	18,068.16
Jan-21	PHILIPHINE JEPKEMOI	18,113.33
Feb-21	PHILIPHINE JEPKEMOI	18,158.61
Mar-21	PHILIPHINE JEPKEMOI	18,204.01
Apr-21	PHILIPHINE JEPKEMOI	18,249.52
May-21	PHILIPHINE JEPKEMOI	18,295.14
Jun-21	PHILIPHINE JEPKEMOI	18,340.88
Jul-20	LINDA NDAMBIRI	30,459.76
Aug-20	LINDA NDAMBIRI	30,535.91
Sep-20	LINDA NDAMBIRI	30,612.25
Oct-20	LINDA NDAMBIRI	30,688.78
Nov-20	LINDA NDAMBIRI	30,765.50
Dec-20	LINDA NDAMBIRI	30,842.42
Jan-21	LINDA NDAMBIRI	30,919.52
Feb-21	LINDA NDAMBIRI	30,996.82
Mar-21	LINDA NDAMBIRI	31,074.31
Apr-21	LINDA NDAMBIRI	31,152.00
May-21	LINDA NDAMBIRI	31,229.88
Jun-21	LINDA NDAMBIRI	31,307.95
Sep-20	JOSEPH RIUNGU	41,668.95
Oct-20	JOSEPH RIUNGU	41,773.12
Nov-20	JOSEPH RIUNGU	41,877.56
Dec-20	JOSEPH RIUNGU	41,982.25
Jan-21	JOSEPH RIUNGU	42,087.21
Feb-21	JOSEPH RIUNGU	42,192.42
Mar-21	JOSEPH RIUNGU	42,297.91
Apr-21	JOSEPH RIUNGU	42,403.65
May-21	JOSEPH RIUNGU	42,509.66
Jun-21	JOSEPH RIUNGU	42,615.93
Sep-20	MARY WANGELE	29,545.97
Oct-20	MARY WANGELE	29,619.83
Nov-20	MARY WANGELE	29,693.88
Dec-20	MARY WANGELE	29,768.12
Jan-21	MARY WANGELE	29,842.54

Feb-21	MARY WANGELE	29,917.14
Mar-21	MARY WANGELE	29,991.94
Apr-21	MARY WANGELE	30,066.92
May-21	MARY WANGELE	30,142.08
Jun-21	MARY WANGELE	30,217.44
Oct-20	EUNICE MUSANGO	30,459.76
Nov-20	EUNICE MUSANGO	30,535.91
Dec-20	EUNICE MUSANGO	30,612.25
Jan-21	EUNICE MUSANGO	30,688.78
Feb-21	EUNICE MUSANGO	30,765.50
Mar-21	EUNICE MUSANGO	30,842.42
Apr-21	EUNICE MUSANGO	30,919.52
May-21	EUNICE MUSANGO	30,996.82
Jun-21	EUNICE MUSANGO	31,074.31
Sep-20	EVANS MURIUKI	42,940.90
Oct-20	EVANS MURIUKI	43,048.25
Nov-20	EVANS MURIUKI	43,155.87
Dec-20	EVANS MURIUKI	43,263.76
Jan-21	EVANS MURIUKI	43,371.92
Feb-21	EVANS MURIUKI	43,480.35
Mar-21	EVANS MURIUKI	43,589.05
Apr-21	EVANS MURIUKI	43,698.02
May-21	EVANS MURIUKI	43,807.27
Jun-21	EVANS MURIUKI	43,916.79
Nov-20	BESSIE KABURA	30,459.76
Dec-20	BESSIE KABURA	30,535.91
Jan-21	BESSIE KABURA	30,612.25
Feb-21	BESSIE KABURA	30,688.78
Mar-21	BESSIE KABURA	30,765.50
Apr-21	BESSIE KABURA	30,842.42
May-21	BESSIE KABURA	30,919.52
Jun-21	BESSIE KABURA	30,996.82
Sep-20	KENNEDY KIMUYU	27,084.36
Oct-20	KENNEDY KIMUYU	27,152.07
Nov-20	KENNEDY KIMUYU	27,219.95
Dec-20	KENNEDY KIMUYU	27,288.00
Jan-21	KENNEDY KIMUYU	27,356.22
Feb-21	KENNEDY KIMUYU	27,424.61
Mar-21	KENNEDY KIMUYU	27,493.17
Apr-21	KENNEDY KIMUYU	27,561.91
May-21	KENNEDY KIMUYU	27,630.81
Jun-21	KENNEDY KIMUYU	27,699.89
Dec-20	BERRY AKOTH	30,459.76
Jan-21	BERRY AKOTH	30,535.91
Feb-21	BERRY AKOTH	30,612.25
Mar-21	BERRY AKOTH	30,688.78
Apr-21	BERRY AKOTH	30,765.50
May-21	BERRY AKOTH	30,842.42
Jun-21	BERRY AKOTH	30,919.52
Nov-20	CHARLES MOGAKA	19,189.65
Dec-20	CHARLES MOGAKA	19,237.62
Jan-21	CHARLES MOGAKA	19,285.72
Feb-21	CHARLES MOGAKA	19,333.93
Mar-21	CHARLES MOGAKA	19,382.27
Apr-21	CHARLES MOGAKA	19,430.72
May-21	CHARLES MOGAKA	19,479.30
Jun-21	CHARLES MOGAKA	19,528.00
Oct-20	HENRY KINYANJUI	18,885.05
Nov-20	HENRY KINYANJUI	18,932.26
Dec-20	HENRY KINYANJUI	18,979.59
Jan-21	HENRY KINYANJUI	19,027.04
Feb-21	HENRY KINYANJUI	19,074.61
Mar-21	HENRY KINYANJUI	19,122.30
Apr-21	HENRY KINYANJUI	19,170.10
May-21	HENRY KINYANJUI	19,218.03
Jun-21	HENRY KINYANJUI	19,266.07

Dec-20	PAUL OCHIENG	19,189.65
Jan-21	PAUL OCHIENG	19,237.62
Feb-21	PAUL OCHIENG	19,285.72
Mar-21	PAUL OCHIENG	19,333.93
Apr-21	PAUL OCHIENG	19,382.27
May-21	PAUL OCHIENG	19,430.72
Jun-21	PAUL OCHIENG	19,479.30
Dec-20	LINDA MWAMBURI	27,413.78
Jan-21	LINDA MWAMBURI	27,482.32
Feb-21	LINDA MWAMBURI	27,551.02
Mar-21	LINDA MWAMBURI	27,619.90
Apr-21	LINDA MWAMBURI	27,688.95
May-21	LINDA MWAMBURI	27,758.17
Jun-21	LINDA MWAMBURI	27,827.57
Apr-21	JANE ADOYO	21,321.83
May-21	JANE ADOYO	21,375.14
Jun-21	JANE ADOYO	21,428.57
Jul-20	MONICA OWENGA	47,248.20
Aug-20	MONICA OWENGA	47,366.32
Sep-20	MONICA OWENGA	47,484.73
Oct-20	MONICA OWENGA	47,603.45
Nov-20	MONICA OWENGA	47,722.45
Dec-20	MONICA OWENGA	47,841.76
Jan-21	MONICA OWENGA	47,961.37
Feb-21	MONICA OWENGA	48,081.27
Mar-21	MONICA OWENGA	48,201.47
Apr-21	MONICA OWENGA	48,321.98
May-21	MONICA OWENGA	48,442.78
Jun-21	MONICA OWENGA	48,563.89
Jul-21	KURUGA SUSAN	33,575.10
Aug-21	KURUGA SUSAN	33,659.04
Sep-21	KURUGA SUSAN	33,743.19
Oct-21	KURUGA SUSAN	33,827.55
Nov-21	KURUGA SUSAN	33,912.11
Dec-21	KURUGA SUSAN	33,996.89
Jan-22	KURUGA SUSAN	34,081.89
Feb-22	KURUGA SUSAN	34,167.09
Mar-22	KURUGA SUSAN	34,252.51
Apr-22	KURUGA SUSAN	34,338.14
May-22	KURUGA SUSAN	34,423.99
Jun-22	KURUGA SUSAN	34,510.05
Jul-21	JACOB BARTONEY	12,316.26
Aug-21	JACOB BARTONEY	12,347.05
Sep-21	JACOB BARTONEY	12,377.92
Oct-21	JACOB BARTONEY	12,408.87
Nov-21	JACOB BARTONEY	12,439.89
Dec-21	JACOB BARTONEY	12,470.99
Jan-22	JACOB BARTONEY	12,502.17
Feb-22	JACOB BARTONEY	12,533.42
Mar-22	JACOB BARTONEY	12,564.75
Apr-22	JACOB BARTONEY	12,596.17
May-22	JACOB BARTONEY	12,627.66
Jun-22	JACOB BARTONEY	12,659.23
Jul-21	LINDA NYAUNCHO	21,823.82
Aug-21	LINDA NYAUNCHO	21,878.38
Sep-21	LINDA NYAUNCHO	21,933.07
Oct-21	LINDA NYAUNCHO	21,987.90
Nov-21	LINDA NYAUNCHO	22,042.87
Dec-21	LINDA NYAUNCHO	22,097.98
Jan-22	LINDA NYAUNCHO	22,153.23
Feb-22	LINDA NYAUNCHO	22,208.61
Mar-22	LINDA NYAUNCHO	22,264.13
Apr-22	LINDA NYAUNCHO	22,319.79
May-22	LINDA NYAUNCHO	22,375.59
Jun-22	LINDA NYAUNCHO	22,431.53
Jul-21	PAUL NDEMO	54,468.14

Aug-21	PAUL NDEMO	54,604.31
Sep-21	PAUL NDEMO	54,740.82
Oct-21	PAUL NDEMO	54,877.68
Nov-21	PAUL NDEMO	55,014.87
Dec-21	PAUL NDEMO	55,152.41
Jan-22	PAUL NDEMO	55,290.29
Feb-22	PAUL NDEMO	55,428.51
Mar-22	PAUL NDEMO	55,567.09
Apr-22	PAUL NDEMO	55,706.00
May-22	PAUL NDEMO	55,845.27
Jun-22	PAUL NDEMO	55,984.88
Jul-21	MIRIAM NGARI	15,955.89
Aug-21	MIRIAM NGARI	15,995.78
Sep-21	MIRIAM NGARI	16,035.77
Oct-21	MIRIAM NGARI	16,075.86
Nov-21	MIRIAM NGARI	16,116.05
Dec-21	MIRIAM NGARI	16,156.34
Jan-22	MIRIAM NGARI	16,196.73
Feb-22	MIRIAM NGARI	16,237.22
Mar-22	MIRIAM NGARI	16,277.81
Apr-22	MIRIAM NGARI	16,318.51
May-22	MIRIAM NGARI	16,359.31
Jun-22	MIRIAM NGARI	16,400.20
Jul-21	MARYANNE MWANGI	26,593.15
Aug-21	MARYANNE MWANGI	26,659.63
Sep-21	MARYANNE MWANGI	26,726.28
Oct-21	MARYANNE MWANGI	26,793.10
Nov-21	MARYANNE MWANGI	26,860.08
Dec-21	MARYANNE MWANGI	26,927.23
Jan-22	MARYANNE MWANGI	26,994.55
Feb-22	MARYANNE MWANGI	27,062.04
Mar-22	MARYANNE MWANGI	27,129.69
Apr-22	MARYANNE MWANGI	27,197.52
May-22	MARYANNE MWANGI	27,265.51
Jun-22	MARYANNE MWANGI	27,333.67
Jul-21	WILKISTER OJIENDA	16,662.27
Aug-21	WILKISTER OJIENDA	16,703.93
Sep-21	WILKISTER OJIENDA	16,745.69
Oct-21	WILKISTER OJIENDA	16,787.55
Nov-21	WILKISTER OJIENDA	16,829.52
Dec-21	WILKISTER OJIENDA	16,871.59
Jan-22	WILKISTER OJIENDA	16,913.77
Feb-22	WILKISTER OJIENDA	16,956.06
Mar-22	WILKISTER OJIENDA	16,998.45
Apr-22	WILKISTER OJIENDA	17,040.94
May-22	WILKISTER OJIENDA	17,083.55
Jun-22	WILKISTER OJIENDA	17,126.25
Jul-21	SHADRACK RUTO	23,327.18
Aug-21	SHADRACK RUTO	23,385.50
Sep-21	SHADRACK RUTO	23,443.96
Oct-21	SHADRACK RUTO	23,502.57
Nov-21	SHADRACK RUTO	23,561.33
Dec-21	SHADRACK RUTO	23,620.23
Jan-22	SHADRACK RUTO	23,679.28
Feb-22	SHADRACK RUTO	23,738.48
Mar-22	SHADRACK RUTO	23,797.83
Apr-22	SHADRACK RUTO	23,857.32
May-22	SHADRACK RUTO	23,916.96
Jun-22	SHADRACK RUTO	23,976.76
Jul-21	MIKALI HILARY	11,634.50
Aug-21	MIKALI HILARY	11,663.59
Sep-21	MIKALI HILARY	11,692.75
Oct-21	MIKALI HILARY	11,721.98
Nov-21	MIKALI HILARY	11,751.29
Dec-21	MIKALI HILARY	11,780.66
Jan-22	MIKALI HILARY	11,810.12

Feb-22	MIKALI HILARY	11,839.64
Mar-22	MIKALI HILARY	11,869.24
Apr-22	MIKALI HILARY	11,898.91
May-22	MIKALI HILARY	11,928.66
Jun-22	MIKALI HILARY	11,958.48
Jul-21	EBBY MASWAI	33,241.44
Aug-21	EBBY MASWAI	33,324.54
Sep-21	EBBY MASWAI	33,407.85
Oct-21	EBBY MASWAI	33,491.37
Nov-21	EBBY MASWAI	33,575.10
Dec-21	EBBY MASWAI	33,659.04
Jan-22	EBBY MASWAI	33,743.19
Feb-22	EBBY MASWAI	33,827.55
Mar-22	EBBY MASWAI	33,912.11
Apr-22	EBBY MASWAI	33,996.89
May-22	EBBY MASWAI	34,081.89
Jun-22	EBBY MASWAI	34,167.09
Jul-21	ANN KAJUJU	32,993.37
Aug-21	ANN KAJUJU	33,075.85
Sep-21	ANN KAJUJU	33,158.54
Oct-21	ANN KAJUJU	33,241.44
Nov-21	ANN KAJUJU	33,324.54
Dec-21	ANN KAJUJU	33,407.85
Jan-22	ANN KAJUJU	33,491.37
Feb-22	ANN KAJUJU	33,575.10
Mar-22	ANN KAJUJU	33,659.04
Apr-22	ANN KAJUJU	33,743.19
May-22	ANN KAJUJU	33,827.55
Jun-22	ANN KAJUJU	33,912.11
Jul-21	CAROLINE KANANA	19,356.13
Aug-21	CAROLINE KANANA	19,404.82
Sep-21	CAROLINE KANANA	19,453.03
Oct-21	CAROLINE KANANA	19,501.66
Nov-21	CAROLINE KANANA	19,550.42
Dec-21	CAROLINE KANANA	19,599.29
Jan-22	CAROLINE KANANA	19,648.29
Feb-22	CAROLINE KANANA	19,697.41
Mar-22	CAROLINE KANANA	19,746.66
Apr-22	CAROLINE KANANA	19,796.02
May-22	CAROLINE KANANA	19,845.51
Jun-22	CAROLINE KANANA	19,895.13
Jul-21	BRIAN AYODO	33,691.74
Aug-21	BRIAN AYODO	33,775.97
Sep-21	BRIAN AYODO	33,860.41
Oct-21	BRIAN AYODO	33,945.06
Nov-21	BRIAN AYODO	34,029.93
Dec-21	BRIAN AYODO	34,115.00
Jan-22	BRIAN AYODO	34,200.29
Feb-22	BRIAN AYODO	34,285.79
Mar-22	BRIAN AYODO	34,371.50
Apr-22	BRIAN AYODO	34,457.43
May-22	BRIAN AYODO	34,543.58
Jun-22	BRIAN AYODO	34,629.94
Jul-21	VIOLET OMBATI	42,359.24
Aug-21	VIOLET OMBATI	42,465.13
Sep-21	VIOLET OMBATI	42,571.30
Oct-21	VIOLET OMBATI	42,677.73
Nov-21	VIOLET OMBATI	42,784.42
Dec-21	VIOLET OMBATI	42,891.38
Jan-22	VIOLET OMBATI	42,998.61
Feb-22	VIOLET OMBATI	43,106.11
Mar-22	VIOLET OMBATI	43,213.87
Apr-22	VIOLET OMBATI	43,321.91
May-22	VIOLET OMBATI	43,430.21
Jun-22	VIOLET OMBATI	43,538.79
Jul-21	ROBERT OYIEMBO	71,292.05


Aug-21	ROBERT OYIEMBO	71,470.28
Sep-21	ROBERT OYIEMBO	71,648.96
Oct-21	ROBERT OYIEMBO	71,828.08
Nov-21	ROBERT OYIEMBO	72,007.65
Dec-21	ROBERT OYIEMBO	72,187.67
Jan-22	ROBERT OYIEMBO	72,368.14
Feb-22	ROBERT OYIEMBO	72,549.06
Mar-22	ROBERT OYIEMBO	72,730.43
Apr-22	ROBERT OYIEMBO	72,912.26
May-22	ROBERT OYIEMBO	73,094.54
Jun-22	ROBERT OYIEMBO	73,277.27
Jul-21	EDGAR MULAMULA	24,195.16
Aug-21	EDGAR MULAMULA	24,255.65
Sep-21	EDGAR MULAMULA	24,316.29
Oct-21	EDGAR MULAMULA	24,377.08
Nov-21	EDGAR MULAMULA	24,438.02
Dec-21	EDGAR MULAMULA	24,499.12
Jan-22	EDGAR MULAMULA	24,560.36
Feb-22	EDGAR MULAMULA	24,621.76
Mar-22	EDGAR MULAMULA	24,683.32
Apr-22	EDGAR MULAMULA	24,745.03
May-22	EDGAR MULAMULA	24,806.89
Jun-22	EDGAR MULAMULA	24,868.91
Jul-21	GITAH KAREITHI	42,666.51
Aug-21	GITAH KAREITHI	42,773.18
Sep-21	GITAH KAREITHI	42,880.11
Oct-21	GITAH KAREITHI	42,987.31
Nov-21	GITAH KAREITHI	43,094.78
Dec-21	GITAH KAREITHI	43,202.52
Jan-22	GITAH KAREITHI	43,310.52
Feb-22	GITAH KAREITHI	43,418.80
Mar-22	GITAH KAREITHI	43,527.35
Apr-22	GITAH KAREITHI	43,636.17
May-22	GITAH KAREITHI	43,745.26
Jun-22	GITAH KAREITHI	43,854.62
Jul-21	VALENTINE WAKIO	27,216.55
Aug-21	VALENTINE WAKIO	27,284.59
Sep-21	VALENTINE WAKIO	27,352.80
Oct-21	VALENTINE WAKIO	27,421.18
Nov-21	VALENTINE WAKIO	27,489.73
Dec-21	VALENTINE WAKIO	27,558.46
Jan-22	VALENTINE WAKIO	27,627.36
Feb-22	VALENTINE WAKIO	27,696.42
Mar-22	VALENTINE WAKIO	27,765.66
Apr-22	VALENTINE WAKIO	27,835.08
May-22	VALENTINE WAKIO	27,904.67
Jun-22	VALENTINE WAKIO	27,974.43
Jul-21	ERIC ISOE	22,246.36
Aug-21	ERIC ISOE	22,301.98
Sep-21	ERIC ISOE	22,357.73
Oct-21	ERIC ISOE	22,413.63
Nov-21	ERIC ISOE	22,469.66
Dec-21	ERIC ISOE	22,525.84
Jan-22	ERIC ISOE	22,582.15
Feb-22	ERIC ISOE	22,638.61
Mar-22	ERIC ISOE	22,695.20
Apr-22	ERIC ISOE	22,751.94
May-22	ERIC ISOE	22,808.82
Jun-22	ERIC ISOE	22,865.84
Jul-21	PHILIPHINE JEPKEMOI	18,386.73
Aug-21	PHILIPHINE JEPKEMOI	18,432.70
Sep-21	PHILIPHINE JEPKEMOI	18,478.78
Oct-21	PHILIPHINE JEPKEMOI	18,524.98
Nov-21	PHILIPHINE JEPKEMOI	18,571.29
Dec-21	PHILIPHINE JEPKEMOI	18,617.72
Jan-22	PHILIPHINE JEPKEMOI	18,664.26


Feb-22	PHILIPHINE JEPKI MOI	18,710.92
Mar-22	PHILIPHINE JEPKI MOI	18,757.70
Apr-22	PHILIPHINE JEPKI MOI	18,804.60
May-22	PHILIPHINE JEPKI MOI	18,851.61
Jun-22	PHILIPHINE JEPKI MOI	18,898.74
Jul-21	LINDA NDAMBIRI	31,386.22
Aug-21	LINDA NDAMBIRI	31,464.69
Sep-21	LINDA NDAMBIRI	31,543.35
Oct-21	LINDA NDAMBIRI	31,622.21
Nov-21	LINDA NDAMBIRI	31,701.26
Dec-21	LINDA NDAMBIRI	31,780.52
Jan-22	LINDA NDAMBIRI	31,859.97
Feb-22	LINDA NDAMBIRI	31,939.62
Mar-22	LINDA NDAMBIRI	32,019.47
Apr-22	LINDA NDAMBIRI	32,099.52
May-22	LINDA NDAMBIRI	32,179.76
Jun-22	LINDA NDAMBIRI	32,260.21
Jul-21	JOSEPH RIUNGU	42,722.47
Aug-21	JOSEPH RIUNGU	42,829.28
Sep-21	JOSEPH RIUNGU	42,936.35
Oct-21	JOSEPH RIUNGU	43,043.69
Nov-21	JOSEPH RIUNGU	43,151.30
Dec-21	JOSEPH RIUNGU	43,259.18
Jan-22	JOSEPH RIUNGU	43,367.33
Feb-22	JOSEPH RIUNGU	43,475.75
Mar-22	JOSEPH RIUNGU	43,584.44
Apr-22	JOSEPH RIUNGU	43,693.40
May-22	JOSEPH RIUNGU	43,802.63
Jun-22	JOSEPH RIUNGU	43,912.14
Jul-21	MARY WANGELE	30,292.98
Aug-21	MARY WANGELE	30,368.71
Sep-21	MARY WANGELE	30,444.64
Oct-21	MARY WANGELE	30,520.75
Nov-21	MARY WANGELE	30,597.05
Dec-21	MARY WANGELE	30,673.54
Jan-22	MARY WANGELE	30,750.23
Feb-22	MARY WANGELE	30,827.10
Mar-22	MARY WANGELE	30,904.17
Apr-22	MARY WANGELE	30,981.43
May-22	MARY WANGELE	31,058.88
Jun-22	MARY WANGELE	31,136.53
Jul-21	EUNICE MUSANGO	31,152.00
Aug-21	EUNICE MUSANGO	31,229.88
Sep-21	EUNICE MUSANGO	31,307.95
Oct-21	EUNICE MUSANGO	31,386.22
Nov-21	EUNICE MUSANGO	31,464.69
Dec-21	EUNICE MUSANGO	31,543.35
Jan-22	EUNICE MUSANGO	31,622.21
Feb-22	EUNICE MUSANGO	31,701.26
Mar-22	EUNICE MUSANGO	31,780.52
Apr-22	EUNICE MUSANGO	31,859.97
May-22	EUNICE MUSANGO	31,939.62
Jun-22	EUNICE MUSANGO	32,019.47
Jul-21	EVANS MURIUKI	44,026.58
Aug-21	EVANS MURIUKI	44,136.65
Sep-21	EVANS MURIUKI	44,246.99
Oct-21	EVANS MURIUKI	44,357.60
Nov-21	EVANS MURIUKI	44,468.50
Dec-21	EVANS MURIUKI	44,579.67
Jan-22	EVANS MURIUKI	44,691.12
Feb-22	EVANS MURIUKI	44,802.85
Mar-22	EVANS MURIUKI	44,914.85
Apr-22	EVANS MURIUKI	45,027.14
May-22	EVANS MURIUKI	45,139.71
Jun-22	EVANS MURIUKI	45,252.56
Jul-21	BESSIE KABURA	31,074.31

Aug-21	BESSIE KABURA	31,152 00
Sep-21	BESSIE KABURA	31,229 88
Oct-21	BESSIE KABURA	31,307 95
Nov-21	BESSIE KABURA	31,386 22
Dec-21	BESSIE KABURA	31,464 69
Jan-22	BESSIE KABURA	31,543 35
Feb-22	BESSIE KABURA	31,622 21
Mar-22	BESSIE KABURA	31,701 26
Apr-22	BESSIE KABURA	31,780 52
May-22	BESSIE KABURA	31,859 97
Jun-22	BESSIE KABURA	31,939 62
Jul-21	KENNEDY KIMUYU	27,769 14
Aug-21	KENNEDY KIMUYU	27,838 56
Sep-21	KENNEDY KIMUYU	27,908 16
Oct-21	KENNEDY KIMUYU	27,977 93
Nov-21	KENNEDY KIMUYU	28,047 87
Dec-21	KENNEDY KIMUYU	28,117 99
Jan-22	KENNEDY KIMUYU	28,188 29
Feb-22	KENNEDY KIMUYU	28,258 76
Mar-22	KENNEDY KIMUYU	28,329 40
Apr-22	KENNEDY KIMUYU	28,400 23
May-22	KENNEDY KIMUYU	28,471 23
Jun-22	KENNEDY KIMUYU	28,542 41
Jul-21	BERRY AKOTH	30,996 82
Aug-21	BERRY AKOTH	31,074 31
Sep-21	BERRY AKOTH	31,152 00
Oct-21	BERRY AKOTH	31,229 88
Nov-21	BERRY AKOTH	31,307 95
Dec-21	BERRY AKOTH	31,386 22
Jan-22	BERRY AKOTH	31,464 69
Feb-22	BERRY AKOTH	31,543 35
Mar-22	BERRY AKOTH	31,622 21
Apr-22	BERRY AKOTH	31,701 26
May-22	BERRY AKOTH	31,780 52
Jun-22	BERRY AKOTH	31,859 97
Jul-21	CHARLES MOGAKA	19,576 82
Aug-21	CHARLES MOGAKA	19,625 76
Sep-21	CHARLES MOGAKA	19,674 82
Oct-21	CHARLES MOGAKA	19,724 01
Nov-21	CHARLES MOGAKA	19,773 32
Dec-21	CHARLES MOGAKA	19,822 75
Jan-22	CHARLES MOGAKA	19,872 31
Feb-22	CHARLES MOGAKA	19,921 99
Mar-22	CHARLES MOGAKA	19,971 80
Apr-22	CHARLES MOGAKA	20,021 73
May-22	CHARLES MOGAKA	20,071 78
Jun-22	CHARLES MOGAKA	20,121 96
Jul-21	HENRY KINYANJUI	19,314 24
Aug-21	HENRY KINYANJUI	19,362 52
Sep-21	HENRY KINYANJUI	19,410 93
Oct-21	HENRY KINYANJUI	19,459 46
Nov-21	HENRY KINYANJUI	19,508 11
Dec-21	HENRY KINYANJUI	19,556 88
Jan-22	HENRY KINYANJUI	19,605 77
Feb-22	HENRY KINYANJUI	19,654 78
Mar-22	HENRY KINYANJUI	19,703 92
Apr-22	HENRY KINYANJUI	19,753 18
May-22	HENRY KINYANJUI	19,802 56
Jun-22	HENRY KINYANJUI	19,852 07
Jul-21	PAUL OCHIENG	19,528 00
Aug-21	PAUL OCHIENG	19,576 82
Sep-21	PAUL OCHIENG	19,625 76
Oct-21	PAUL OCHIENG	19,674 82
Nov-21	PAUL OCHIENG	19,724 01
Dec-21	PAUL OCHIENG	19,773 32
Jan-22	PAUL OCHIENG	19,822 75

Feb-22	PAUL OCHHENG	19,872.31
Mar-22	PAUL OCHHENG	19,921.99
Apr-22	PAUL OCHHENG	19,971.80
May-22	PAUL OCHHENG	20,021.73
Jun-22	PAUL OCHHENG	20,071.78
Jul-21	LINDA MWAMBURI	27,897.14
Aug-21	LINDA MWAMBURI	27,966.88
Sep-21	LINDA MWAMBURI	28,036.80
Oct-21	LINDA MWAMBURI	28,106.89
Nov-21	LINDA MWAMBURI	28,177.16
Dec-21	LINDA MWAMBURI	28,247.60
Jan-22	LINDA MWAMBURI	28,318.22
Feb-22	LINDA MWAMBURI	28,389.01
Mar-22	LINDA MWAMBURI	28,459.99
Apr-22	LINDA MWAMBURI	28,531.14
May-22	LINDA MWAMBURI	28,602.47
Jun-22	LINDA MWAMBURI	28,673.97
Jul-21	JANE ADOYO	21,482.15
Aug-21	JANE ADOYO	21,535.85
Sep-21	JANE ADOYO	21,589.69
Oct-21	JANE ADOYO	21,643.66
Nov-21	JANE ADOYO	21,697.77
Dec-21	JANE ADOYO	21,752.02
Jan-22	JANE ADOYO	21,806.40
Feb-22	JANE ADOYO	21,860.91
Mar-22	JANE ADOYO	21,915.57
Apr-22	JANE ADOYO	21,970.36
May-22	JANE ADOYO	22,025.28
Jun-22	JANE ADOYO	22,080.34
Jul-21	MONICA OWENGA	48,685.30
Aug-21	MONICA OWENGA	48,807.01
Sep-21	MONICA OWENGA	48,929.03
Oct-21	MONICA OWENGA	49,051.35
Nov-21	MONICA OWENGA	49,173.98
Dec-21	MONICA OWENGA	49,296.91
Jan-22	MONICA OWENGA	49,420.16
Feb-22	MONICA OWENGA	49,543.71
Mar-22	MONICA OWENGA	49,667.57
Apr-22	MONICA OWENGA	49,791.73
May-22	MONICA OWENGA	49,916.21
Jun-22	MONICA OWENGA	50,041.00
Oct-21	GERTRUDE KILU	30,459.76
Nov-21	GERTRUDE KILU	30,535.91
Dec-21	GERTRUDE KILU	30,612.25
Jan-22	GERTRUDE KILU	30,688.78
Feb-22	GERTRUDE KILU	30,765.50
Mar-22	GERTRUDE KILU	30,842.42
Apr-22	GERTRUDE KILU	30,919.52
May-22	GERTRUDE KILU	30,996.82
Jun-22	GERTRUDE KILU	31,074.31
Oct-21	MAGDALENE NGULI	35,639.70
Nov-21	MAGDALENE NGULI	35,728.80
Dec-21	MAGDALENE NGULI	35,818.12
Jan-22	MAGDALENE NGULI	35,907.67
Feb-22	MAGDALENE NGULI	35,997.44
Mar-22	MAGDALENE NGULI	36,087.43
Apr-22	MAGDALENE NGULI	36,177.65
May-22	MAGDALENE NGULI	36,268.09
Jun-22	MAGDALENE NGULI	36,358.77
Nov-21	ISHMAEL MAINGI	18,275.86
Dec-21	ISHMAEL MAINGI	18,321.55
Jan-22	ISHMAEL MAINGI	18,367.35
Feb-22	ISHMAEL MAINGI	18,413.27
Mar-22	ISHMAEL MAINGI	18,459.30
Apr-22	ISHMAEL MAINGI	18,505.45
May-22	ISHMAEL MAINGI	18,551.71

Jun-22	ISHMAEL MAINGI	18,598.09
Nov-21	JONAH MEROKA	15,229.88
Dec-21	JONAH MEROKA	15,267.95
Jan-22	JONAH MEROKA	15,306.12
Feb-22	JONAH MEROKA	15,344.39
Mar-22	JONAH MEROKA	15,382.75
Apr-22	JONAH MEROKA	15,421.21
May-22	JONAH MEROKA	15,459.76
Jun-22	JONAH MEROKA	15,498.41
Nov-21	LILIAN OKUMU	105,304.91
Dec-21	LILIAN OKUMU	105,568.17
Jan-22	LILIAN OKUMU	105,832.09
Feb-22	LILIAN OKUMU	106,096.67
Mar-22	LILIAN OKUMU	106,361.92
Apr-22	LILIAN OKUMU	106,627.82
May-22	LILIAN OKUMU	106,894.39
Jun-22	LILIAN OKUMU	107,162.40
		33,915,152.71
	BANK STATEMENT BALANCE	195,668,214.71
	CASHBOOK BANK BALANCE	89,373,121.51





100
101
102
103
104
105
106
107
108
109
110
111
112
113
114
115
116
117
118
119
120
121
122
123
124
125
126
127
128
129
130
131
132
133
134
135
136
137
138
139
140
141
142
143
144
145
146
147
148
149
150
151
152
153
154
155
156
157
158
159
160
161
162
163
164
165
166
167
168
169
170
171
172
173
174
175
176
177
178
179
180
181
182
183
184
185
186
187
188
189
190
191
192
193
194
195
196
197
198
199
200

Print Date 15-Aug-2022

Print Time 13:22:10

User Id. 403

Head office

STATEMENT OF ACCOUNT

OFFICE OF THE DIRECTOR OF PUBLIC 30701-00100 NRS KENYA	Branch	Statement	Page
	Head office		1 of 3
	Account Number	Currency	
	10011209000007	KES	
	Type of Account	Period	
AGEN	01-Jul-2021	30-Jun-2022	

Date	Value Date	Tran Code	Transaction	Ref.No.	Debit	Credit	Balance
			Opening Balance				98,799,622.00 CR
13-Jul-2021	13-Jul-2021	tc	MORTGAGE FUNDS	13072021/1001/118/2		100,000,000.00	198,799,622.00 CR
18-Aug-2021	18-Aug-2021	td	LOAN-GERTRUDE MUENI KIILU	18082021/1000/3378/1	10,000,000.00		188,799,622.00 CR
25-Aug-2021	25-Aug-2021	tc	PRINCIPAL PAID REFUND JULY 2021	25082021/1000/1646/2		4,970,844.00	193,770,466.00 CR
06-Sep-2021	06-Sep-2021	tc	RT212490WCK1 THARAKA NITHI COUNTY THARAKA NITHI COUNTY	06092021/1000/8431/1		93,417.85	193,863,883.85 CR
06-Sep-2021	06-Sep-2021	tc	RT212490WCK1 THARAKA NITHI COUNTY THARAKA NITHI COUNTY	06092021/1000/8431/4		70,105.00	193,933,988.85 CR
06-Sep-2021	06-Sep-2021	td	LOAN MAGDALENE MBULI NGALYUKA	06092021/1000/9752/3	9,000,000.00		184,933,988.85 CR
10-Sep-2021	10-Sep-2021	td	R/E RT212490WCK1 THARAKA NITHI COUNTY THARAKA NITHI COUNTY	10092021/1000/2512/3	93,417.85		184,840,571.00 CR
10-Sep-2021	10-Sep-2021	td	R/E RT212490WCK1 THARAKA NITHI COUNTY THARAKA NITHI COUNTY	10092021/1000/2512/4	70,105.00		184,770,466.00 CR
16-Sep-2021	16-Sep-2021	td	MORTGAGE LOAN ASHMAEL KIRAGU MAINGI ASHMAEL KIRAGU MAINGI	16092021/1000/4016/1	3,000,000.00		181,770,466.00 CR
22-Sep-2021	22-Sep-2021	td	LOAN-JONAH MEROKA RIECHI	22092021/1000/3451/1	5,000,000.00		176,770,466.00 CR
27-Sep-2021	27-Sep-2021	td	LOAN-LILIAN AKINYI OKUMU	27092021/1000/5001/1	15,000,000.00		161,770,466.00 CR
22-Nov-2021	22-Nov-2021	td	DISBUR ISHMAEL KIRAGU 15.9.2021	22112021/1001/219/1	3,000,000.00		158,770,466.00 CR
26-Nov-2021	26-Nov-2021	td	LOAN-CHEPCHIRCHIR JUDITH	26112021/1000/4467/1	10,000,000.00		148,770,466.00 CR
29-Nov-2021	29-Nov-2021	td	LOAN-BALONGO EDWIN MUKUNDIKA	29112021/1000/6382/1	5,800,000.00		142,970,466.00 CR
09-Dec-2021	09-Dec-2021	td	Loan-Alexander Jami Yamina	09122021/1000/3930/1	7,220,000.00		135,750,466.00 CR
13-Jan-2022	13-Jan-2022	td	LOAN-TERRY WANJIKI KAHORO	13012022/1000/2499/1	10,000,000.00		125,750,466.00 CR



Print Date: 15-Aug-2022

Print Time: 13:22:10


User Id: 493

Head office

STATEMENT OF ACCOUNT

OFFICE OF THE DIRECTOR OF PUBLIC 30701-00100 NRB KENYA	Branch		Statement	Page
	Head office			2 of 3
	Account Number		Currency	
	10011209000007		KES	
	Type of Account	Period		
AGEN	01-Jul-2021	30-Jun-2022		

Date	Value Date	Tran Code	Transaction	Ref.No.	Debit	Credit	Balance
			Balance B/F				125,750,466.00 CR
18-Jan-2022	18-Jan-2022	td	TRF TO JOEL MBOTO BUNGE AND OGENDO OGAKI BERNARD	18012022/1000/4178/4	6,450,000.00		119,300,466.00 CR
27-Jan-2022	27-Jan-2022	td	LOAN-MBULULA GRACE MUSANGI	27012022/1000/3071/6	10,000,000.00		109,300,466.00 CR
01-Feb-2022	01-Feb-2022	td	MWENDA CHRISSY	01022022/1001/128/1	10,000,000.00		99,300,466.00 CR
16-Feb-2022	16-Feb-2022	td	LOAN-WINNIE WAMBUGU	16022022/1000/4626/1	4,000,000.00		95,300,466.00 CR
17-Feb-2022	16-Feb-2022		Reversal for 1000/16-FEB-22/4626 LOAN-WINNIE WAMBUGU	17022022/1000/1973/1		4,000,000.00	99,300,466.00 CR
17-Feb-2022	17-Feb-2022	td	LOAN-WINNIE WAMBUGU WANGARI	17022022/1000/3099/1	9,958,611.00		89,341,855.00 CR
09-Mar-2022	09-Mar-2022	lc	MORTGAGE FUNDS	09032022/1001/136/2		30,000,000.00	119,341,855.00 CR
14-Mar-2022	14-Mar-2022	td	DISBURSEMENT 17.02.2022 ISHMAEL KIRAGU	14032022/1001/208/1	3,987,494.00		115,354,361.00 CR
17-Mar-2022	17-Mar-2022	td	LOAN-JAMES KIHARA	17032022/1000/3529/1	8,500,000.00		106,854,361.00 CR
07-Apr-2022	07-Apr-2022	td	LOAN-KABINGA WINNIE WAMBUI	07042022/1000/2290/1	10,000,000.00		96,854,361.00 CR
05-May-2022	05-May-2022	td	FAITH CHERONO KOECH	05052022/1000/1687/1	7,000,000.00		89,854,361.00 CR
18-May-2022	18-May-2022	tc	18.05.2022	18052022/1000/2288/2		4,159,301.51	94,013,662.51 CR
15-Jun-2022	15-Jun-2022	tc	PRINCIPAL PAID REFUND 01052000 TO 31052022 31052022	15062022/1000/3735/2		5,359,459.00	99,373,121.51 CR
20-Jun-2022	20-Jun-2022	td	GETRUDAH SIDI	20062022/1000/8510/1	10,000,000.00		89,373,121.51 CR



Print Date 15-Aug-2022

Print Time 13:22:10

User Id. 493

Head office

STATEMENT OF ACCOUNT

OFFICE OF THE DIRECTOR OF PUBLIC 30701-00100 NRB KENYA	Branch		Statement	Page
	Head office			3 of 3
	Account Number		Currency	
	10011200000007		KES	
	Type of Account	Period		
AGEN	01-Jul-2021 - 30-Jun-2022			

Date	Value Date	Tran Code	Transaction	Ref.No.	Debit	Credit	Balance
			Balance B/F				89,373,121.51 CR
Total					158,079,627.85	148,663,127.36	
Total Number of Debit/Credit					22	8	
Closing Balance							89,373,121.51 CR
Uncleared Balance							0.00

Unless the constituent notifies the Bank immediately of any discrepancy found by him in the statement of account, it will be taken that he has found the account correct.

Main body of the document containing faint, illegible text. The text is mostly obscured by a large, light-colored area, possibly a watermark or a very faded print. There are some faint markings and what appears to be a small circular stamp or mark in the upper right quadrant of the main text area.



Print Date 15-Aug-2022

Print Time 13:23:47


User Id. 493

Head office

STATEMENT OF ACCOUNT

OFFICE OF THE DIRECTOR OF PUBLIC 30701-00100 NRB KENYA	Branch		Statement	Page
	Head office			1 of 2
	Account Number		Currency	
	10011209000008		KES	
	Type of Account	Period		
AGEN	01-Jul-2021	30-Jun-2022		

Date	Value Date	Tran Code	Transaction	Ref.No.	Debit	Credit	Balance
			Opening Balance				32,850,887.55 CR
22-Jul-2021	22-Jul-2021	td	LOAN- ELIZABETH WANJIRU KIBATHI	22072021/1 000/3090/1	1,500,000.00		31,350,887.55 CR
25-Aug-2021	25-Aug-2021	tc	PRINCIPAL PAID REFUND JULY 2021	25082021/1 000/1638/2		13,699,589.00	45,050,476.55 CR
02-Sep-2021	02-Sep-2021	td	DIR OF PUB PROSECTION STAFF CAR LOANS FEDHA DAVID CAR LOANS FEDHA	02092021/1 000/4043/1	700,000.00		44,350,476.55 CR
04-Oct-2021	04-Oct-2021	td	LOAN-MWENDE KAVINDU MUMU	04102021/1 000/8741/1	1,500,000.00		42,850,476.55 CR
28-Oct-2021	28-Oct-2021	td	LOAN-RENSON MULELE INGONGA	28102021/1 000/2122/1	2,650,000.00		40,200,476.55 CR
25-Nov-2021	25-Nov-2021	td	DPP STAFF CAR LOANS VIOLET KERUBO OMBATI VIOLET KERUBO OMBATI	25112021/1 000/3633/1	2,050,000.00		38,150,476.55 CR
21-Feb-2022	21-Feb-2022	td	LOAN-SPIRA LAURA AMBE	21022022/1 000/7913/1	1,500,000.00		36,650,476.55 CR
10-Mar-2022	10-Mar-2022	td	LOAN-KIHUMBA ROSE	10032022/1 000/4807/1	1,450,000.00		35,200,476.55 CR
18-May-2022	18-May-2022	tc	18.05.2022	18052022/1 000/2288/4		15,027,806.60	50,228,283.15 CR
13-Jun-2022	13-Jun-2022	td	FREDRICK NDERITU K.	13062022/1 001/218/1	1,500,000.00		48,728,283.15 CR
15-Jun-2022	15-Jun-2022	tc	PRINCIPAL PAID REFUND 01052022 TO 31052022 31052022	15062022/1 000/3741/2		1,643,019.00	50,372,102.15 CR
30-Jun-2022	30-Jun-2022	td	LOAN-IDRIS KIPRUTO	30062022/1 000/2331/1	1,500,000.00		48,872,102.15 CR



Print Date: 15-Aug-2022

Print Time: 13:23:47

User Id: 493

Head office

STATEMENT OF ACCOUNT

OFFICE OF THE DIRECTOR OF PUBLIC 30701-00100 NRB KENYA	Branch	Statement	Page
	Head office		2 of 2
	Account Number	Currency	
	10011209000008	KES	
	Type of Account	Period	
AGEN	01-Jul-2021	30-Jun-2022	


Date	Value Date	Tran Code	Transaction	Ref.No.	Debit	Credit	Balance
			Balance B/F				48,872,102.15 CR
Total					14,350,000.00	30,371,214.60	
Total Number of Debit/Credit					9	3	
Closing Balance							48,872,102.15 CR
Uncleared Balance							0.00

Unless the constituent notifies the Bank immediately of any discrepancy found by him in the statement of account, it will be taken that he has found the account correct.



2021-2022 CAR LOAN CASHBOOK

RECIPTS			PAYMENTS		
NAME	DESCRIPTION	AMOUNT (KSHS)	NAME	DESCRIPTION	AMOUNT (KSHS)
	BAL/BF	44,878,633	Kibathi Wanjiku		1,500,000
Muchina William		273,068	David Fedha		700,000
Talai Issac		209,006	Mwende Kavindu		1,500,000
Annette Wangia		177,212	Renson Ingonga		2,650,000
Julet Adhiambo		229,333			
Edna Ntabo		312,727			
Alex Akula		312,727			
Muriuki Evans		331,914			
Gatobu Mutembei		269,008			
Thyaka Sharon Acc		310,394			
Mugambi Anne Wangari		300,047			
Gichuhi Lilian Njeri		285,562			
James Opundo		329,437			
Wangeeci Biden		247,078			
Mary Nyambura		148,247			
Dorcas Agik		823,593			
Milicent Kagira		301,434			
Silvester Githiga		306,543			
Nicholas Mutuku		817,447			
James Mchira		306,543			
Joyce Wangare		306,543			
Justus Ochieng		214,580			
Lucas Kipkosgei		253,546			
Wesley Nyamache		304,255			
Asava Mudemba		231,521			
Mukoya Judith		593,903			
Shirley Kebut		186,610			
Kiptoo jackline jemutai		322,902			
Byrian Ayodo		271,786			
Susan Lewa		257,185			
Kennedy Amunga		257,185			
Mbae Frida		296,012			
Jane Minjire		236,810			
Gedrudah Sidi		295,274			
Ebby Maswai		295,274			
Juliet Busienei		285,431			
Kevin Magera		285,431			
Kaniu Jeniffer		165,659			
Bernice kagali		248,220			
Kadebe Eddie		292,340			
Celestine oluoch		290,883			
Valentine wakio		232,707			
Gertrude Mueni		290,158			
Eunice kanyita		143,145			
Vena Odero		250,218			
Naomi Atina		289,434			
Edwin Mulundira		123,492			
Anthony Mutisya		287,993			
Faith Mwila		289,434			
Jilo Guyo		154,365			
Hillary Isiaho		289,434			
Brenda Ogada		288,713			
Evans Onderi		577,425			
Henry Koima		239,994			
Peter Gitonga		284,402			
David Nyaga		287,274			
Rita Rotich		287,274			
Lokorio Chemenjo		285,843			



Mareen Wambui	352,540
Faith Apondi	209,619
Alexander Yamina	285,843
Wamuyu Ngugi	266,122
Millicent Oduor	127,989
Christine Ooko	224,303
Winnie Otieno	169,802
Kibathi Wanjiku	234,658
David Fedha	98,433
Mwende Kavindu	210,928
Renson Ingonga	289,105

64,131,951
<u>64,131,951</u>
<u>57,781,951</u>

BAL/BD

6,350,000
<u>57,781,951</u>
<u>64,131,951</u>


BAL/CD



Fund Administrator

Name: Mr. Noordin M. Haji, CBS, OGW

Date: 05/12/2022



Head of Accounts

Name: Zuvena Zainabu


Date: 05/12/2022



Chairperson of the Fund

Name: Mrs. Dorcas Oduor, EBS, OGW

Date: 05/12/2022



2021-2022 MORTGAGE CASHBOOK

RECIPTS			PAYMENTS		
NAME	DESCRIPTION	AMOUNT (KSHS)	NAME	DESCRIPTION	AMOUNT (KSHS)
	BAL/BF	100,647,678	Gertrude Mueni	LOAN DISBURSEMENT	10,000,000
Odpp Mortgage loan fund	PRINCIPAL AMOUNT	130,000,000	Magdalene Nguli	LOAN DISBURSEMENT	9,000,000
Kuruga Susan	PRINCIPAL AMOUNT	408,488	Ishmael Maingi	LOAN DISBURSEMENT	9,987,493
Jacob Bartoney	PRINCIPAL AMOUNT	149,844	Jonah Meroka	LOAN DISBURSEMENT	5,000,000
Linda Nyauncho	PRINCIPAL AMOUNT	265,517	Lilian Okumu	LOAN DISBURSEMENT	15,000,000
Paul Ndemo	PRINCIPAL AMOUNT	662,680			
Wilkister Ojenda	PRINCIPAL AMOUNT	202,720			
Shadrack Rutto	PRINCIPAL AMOUNT	283,807			
Miriam Ngari	PRINCIPAL AMOUNT	194,125			
Maryanne Mwangi	PRINCIPAL AMOUNT	323,542			
Makali Hillary	PRINCIPAL AMOUNT	141,550			
Ebby Maswai	PRINCIPAL AMOUNT	404,428			
Ann Kajuju	PRINCIPAL AMOUNT	401,410			
Brian Ayodo	PRINCIPAL AMOUNT	409,907			
Caroline Kanana	PRINCIPAL AMOUNT	235,494			
Violet Ombati	PRINCIPAL AMOUNT	515,359			
Robert Oyiembo	PRINCIPAL AMOUNT	867,366			
Edgar Mulamula	PRINCIPAL AMOUNT	294,368			
Gitahi Kareithi	PRINCIPAL AMOUNT	519,097			
Valentine Wakio	PRINCIPAL AMOUNT	331,127			
Eric Isoc	PRINCIPAL AMOUNT	270,658			
Philiphine Jepkemoi	PRINCIPAL AMOUNT	223,700			
Monica Owenga	PRINCIPAL AMOUNT	592,324			
Joseph Riungu	PRINCIPAL AMOUNT	519,778			
Linda Ndambiri	PRINCIPAL AMOUNT	381,857			
Kennedy Kimuyu	PRINCIPAL AMOUNT	337,850			
Mary Wangele	PRINCIPAL AMOUNT	368,556			
Eunice Musango	PRINCIPAL AMOUNT	379,007			
Evans Muriuki	PRINCIPAL AMOUNT	535,644			
Bessie Gikonyo	PRINCIPAL AMOUNT	378,062			
Berry Akoth	PRINCIPAL AMOUNT	377,119			
Charles Mogaka	PRINCIPAL AMOUNT	238,179			
Henry Kinyanjui	PRINCIPAL AMOUNT	234,984			
Paul Ochieng	PRINCIPAL AMOUNT	237,585			
Linda Mwamburi	PRINCIPAL AMOUNT	339,407			
Jane Adoyo	PRINCIPAL AMOUNT	261,360			
Gertrude Mueni	PRINCIPAL AMOUNT	276,895			
Magdalene Nguli	PRINCIPAL AMOUNT	323,984			
Ishmael Maingi	PRINCIPAL AMOUNT	147,493			
Jonah Meroka	PRINCIPAL AMOUNT	122,910			
Lilian Okumu	PRINCIPAL AMOUNT	849,848			
		244,655,708			48,987,493
		<u>244,655,708</u>			<u>195,668,215</u>
	BAL/BD	<u>195,668,214.71</u>		BAL/CD	<u>244,655,708</u>



Fund Administrator
Name: Mr. Noordin M. Haji, CBS, OGW
Date: 05/12/2022



Head of Accounts
Name: Zuwena Zainabu
Date: 05/12/2022



Chairperson of the Fund
Name: Mrs. Dorcas Oduor, EBS, OGW
Date: 05/12/2022



Consolidated CAR LOAN WORKINGS SCHEDULE FOR THE PERIOD ENDED JUNE 30, 2022

Name of Payee	Staff No.	DISBURSED	TOTAL LOAN	LOAN BALANCE	PRINCIPAL PAID	LOAN BALANCE	SHORTTERM	LONGTERM	LOAN
		2018-2019	DISBURSED	01.07.2019	30.06.2020	30.06.2020	RECEIVABLES	RECEIVABLES	INTEREST
Muchina William		1,300,000	1,300,000	365,924	273,068	92,856	92,856	0	7,243
Talari Issac		1,000,000	1,000,000	315,881	209,006	106,875	106,875	0	6,618
Annette Wangia		850,000	850,000	283,065	177,212	105,853	105,853	0	6,068
Julet Adhiambo		1,100,000	1,100,000	366,319	229,333	136,986	136,986	0	7,853
Edna Ntabo		1,500,000	1,500,000	499,526	312,727	186,799	186,799	0	10,709
Alex Akula		1,500,000	1,500,000	499,526	312,727	186,799	186,799	0	10,709
Muriuki Evans		1,600,000	1,600,000	587,458	331,914	255,544	255,544	0	13,085
Gatobu Mutembei		1,300,000	1,300,000	499,421	269,008	230,413	230,413	0	11,304
Thyaka Sharon Acc		1,500,000	1,500,000	576,255	310,394	265,861	265,861	0	13,043
Mugambi Anne Wangari		1,450,000	1,450,000	557,046	300,047	256,999	256,999	0	12,608
Gichuhi Lilian Njeri		1,380,000	1,380,000	530,154	285,562	244,592	244,592	0	11,999
James Opundo		1,600,000	1,600,000	668,895	329,437	339,457	339,457	0	15,562
Wangeci Biden		1,200,000	1,200,000	501,671	247,078	254,593	254,593	0	11,671
Mary Nyambura		720,000	720,000	301,002	148,247	152,755	152,755	0	7,003
Dorcas Agik		4,000,000	4,000,000	1,672,237	823,593	848,644	848,644	0	38,904
sub Total		22,000,000	22,000,000	8,224,380	4,559,355	3,665,025	3,665,026	1	184,379
2018-2019									
Millicent Kagira		1,475,000	1,475,000	691,151	301,434	389,718	310,602	79,116	16,612
Silvester Githiga		1,500,000	1,500,000	702,865	306,543	396,322	315,866	80,456	16,894
Nicholas Mutuku		4,000,000	4,000,000	1,874,309	817,447	1,056,862	842,310	214,551	45,050
James Mchira		1,500,000	1,500,000	702,865	306,543	396,322	315,866	80,456	16,894
Joyce Wangare		1,500,000	1,500,000	702,865	306,543	396,322	315,866	80,456	16,894
Justus Ochieng		1,050,000	1,050,000	492,006	214,580	277,426	221,106	56,320	11,826
Lucas Kipkosgei		1,250,000	1,250,000	648,397	253,546	394,852	261,258	133,594	15,985
Wesley Nyamache		1,500,000	1,500,000	778,077	304,255	473,822	313,509	160,313	19,181
Asava Mudemba		1,150,000	1,150,000	653,757	231,521	422,235	238,563	183,672	16,447
Mukoya Judith		2,950,000	2,950,000	1,677,030	593,903	1,083,127	611,967	471,161	42,189
Shirley Kebut		920,000	920,000	477,220	186,610	290,610	192,286	98,324	11,765
sub Total		18,795,000	18,795,000	9,400,542	3,822,923	5,577,618	3,939,201	1,638,418	229,735
2019-2020									
Kiptoo jackline jemutai		1,620,000	1,620,000	1,027,506	322,902	704,604	332,723	371,880	26,409
Byrian Ayodo		1,350,000	1,350,000	830,259	271,786	558,473	280,053	278,420	19,307
Susan Lewa		1,300,000	1,300,000	888,117	257,185	630,932	265,008	365,924	23,126
Kennedy Amunga		1,300,000	1,300,000	888,117	257,185	630,932	265,008	365,924	23,126
Mbae Frida		1,500,000	1,500,000	1,049,081	296,012	753,069	305,016	448,053	27,424
Jane Minjire		1,200,000	1,200,000	839,265	268,810	602,455	244,013	358,443	21,939
Gedrudah Sidi		1,500,000	1,500,000	1,073,351	295,274	778,077	304,255	473,822	28,162
Ebby Maswai		1,500,000	1,500,000	1,073,351	295,274	778,077	304,255	473,822	28,162
Juliet Busienei		1,450,000	1,450,000	1,037,572	285,431	752,141	294,113	458,028	27,224
Kevin Magera		1,450,000	1,450,000	1,037,572	285,431	752,141	294,113	458,028	27,224
Kaniu Jennifer		850,000	850,000	662,901	165,659	497,242	170,698	326,544	17,622
Bernice Kagali		1,280,000	1,280,000	1,039,107	248,220	790,886	255,770	535,116	27,779
Kadebe Eddie		1,500,000	1,500,000	1,169,826	292,340	877,486	301,231	576,255	31,097
Celestine Oluoch		1,500,000	1,500,000	1,217,703	290,883	926,820	299,731	627,089	32,553
Valentine wakio		1,200,000	1,200,000	974,162	232,707	741,456	239,785	501,671	26,042
sub Total		20,500,000	20,500,000	14,807,890	4,033,100	10,774,790	4,155,771	6,619,019	387,197
2020-2021									
Gertrude Mueni		1,500,000.00	1,500,000.00	1,241,552.14	290,157.96	951,394.18	304,255.00	647,139.18	33,278.48
Eunice kanyita		740,000.00	740,000.00	612,499.05	143,144.59	469,354.46	147,498.47	321,855.99	16,417.38
Vera Odero		1,300,000.00	1,300,000.00	1,117,195.89	250,217.58	866,978.31	257,828.18	609,150.12	30,094.00
Naomi Atina		1,500,000.00	1,500,000.00	1,265,341.82	289,434.37	975,907.45	298,237.79	677,669.66	34,002.06
Edwin Mulundira		640,000.00	640,000.00	539,879.18	123,492.00	416,387.18	127,248.13	289,139.05	14,507.55
Anthony Mutisya		1,500,000.00	1,500,000.00	1,312,743.35	287,992.61	1,024,750.75	296,752.18	727,998.57	35,443.82
Faith Mwila		1,500,000.00	1,500,000.00	1,265,341.82	289,434.37	975,907.45	298,237.79	677,669.66	34,002.06
Jilo Guyo		800,000.00	800,000.00	674,848.97	154,355.00	520,483.97	159,060.16	361,423.82	18,134.43
Hillary Isiaho		1,500,000.00	1,500,000.00	1,265,341.82	289,434.37	975,907.45	298,237.79	677,669.66	34,002.06
Brenda Ojada		1,500,000.00	1,500,000.00	1,289,072.18	288,712.59	1,000,359.59	297,494.06	702,865.53	34,723.84
Evans Onden		3,000,000.00	3,000,000.00	2,578,144.35	577,425.18	2,000,719.17	594,988.12	1,405,731.06	69,447.69
Henry Koima		1,250,000.00	1,250,000.00	1,093,952.79	239,993.84	853,958.95	247,293.48	606,665.47	29,536.52
Peter Gitonga		1,485,000.00	1,485,000.00	1,322,991.95	284,401.68	1,038,590.27	293,052.03	745,538.24	35,800.39
David Nyaga		1,500,000.00	1,500,000.00	1,336,355.50	287,274.42	1,049,081.08	287,274.42	761,806.66	36,162.01
Rita Rotich		1,500,000.00	1,500,000.00	1,336,355.50	287,274.42	1,049,081.08	296,012.15	753,068.93	36,162.01
Lokorio Chemenjo		1,500,000.00	1,500,000.00	1,383,403.29	285,843.42	1,097,559.87	294,537.62	803,022.26	37,593.01
Maureen Wambui		1,850,000.00	1,850,000.00	1,706,197.39	352,540.22	1,353,657.18	363,263.06	990,394.12	46,364.72
Faith Apondi		1,100,000.00	1,100,000.00	1,014,495.75	209,618.51	804,877.24	215,994.25	588,882.99	27,568.21
Alexander Yamina		1,500,000.00	1,500,000.00	1,383,403.29	285,843.42	1,097,559.87	294,537.62	803,022.26	37,593.01
Wamuyu Ngugi		1,400,000.00	1,400,000.00	1,313,049.95	266,121.89	1,046,928.06	274,216.24	772,711.83	35,752.12
Millicent Oduor		675,000.00	675,000.00	643,597.53	127,988.79	515,608.73	131,881.70	383,727.04	17,557.60
Christine Ooko		1,180,000.00	1,180,000.00	1,106,713.53	224,302.73	882,410.80	231,125.11	651,285.68	30,133.93
Winnie Otieno		900,000.00	900,000.00	886,078.18	169,601.66	716,276.52	174,966.00	541,310.52	24,260.20
sub Total		31,320,000.00	31,320,000.00	27,688,555.21	6,004,815.59	21,683,739.62	6,183,991.35	15,499,748.27	748,537.11
2021-2022									
Kibathi Wanjiku		1,500,000.00	1,500,000.00	1,500,000.00	234,658.18	1,265,341.82	289,434.37	975,907.45	34,872.18
David Fedha		700,000.00	700,000.00	700,000.00	98,432.98	601,567.02	134,732.54	466,834.47	14,769.77
Mwende Kavindu		1,500,000.00	1,500,000.00	1,500,000.00	210,927.82	1,289,072.18	288,712.59	1,000,359.59	31,649.50
Renson Ingonga		2,650,000.00	2,650,000.00	2,650,000.00	289,105.28	2,360,894.72	507,518.14	1,853,376.57	44,213.93
sub Total		6,350,000.00	6,350,000.00	6,350,000.00	833,124.27	5,516,875.73	1,220,397.64	4,296,478.08	125,505.37

TOTALS		98,965,000.00	98,965,000.00	66,471,366.89	19,253,318.26	47,218,048.63	19,164,386.89	28,053,661.74	1,675,354.81
--------	--	---------------	---------------	---------------	---------------	---------------	---------------	---------------	--------------

Consolidated Mortgage WORKINGS SCHEDULE FOR THE PERIOD ENDED JUNE 30, 2022

2017-2018										
	Name of Payee	Staff No.	DISBURSED	TOTAL LOAN	LOAN BALANCE	PRINCIPAL PAID	LOAN BALANCE	SHORTTERM	LONGTERM	LOAN
			2018-2019	DISBURSED	01.07.2018	30.06.2019	30.06.2019	RECEIVABLES	RECEIVABLES	INTEREST
01.04.2018	Kuruga Susan		10,000,000	10,000,000	8,753,863	408,488	8,345,375	420,912	7,924,463	257,030
07.02.2018	Jacob Bartoney		3,650,000	3,650,000	3,170,620	149,844	3,020,775	154,402	2,866,373	93,069
18.04.2018	Linda Nyauncho		6,500,000	6,500,000	5,690,011	265,517	5,424,494	273,593	5,150,901	167,069
11.05.2018	Paul Ndemo		11,300,000	11,300,000	9,427,033	662,680	8,764,353	682,836	8,081,517	273,748
22.06.2018	Wilvester Ojenda		5,000,000	5,000,000	4,427,043	202,720	4,224,324	208,885	4,015,438	130,039
29.06.2018	Shadrack Ruffo		7,000,000	7,000,000	6,197,861	283,807	5,914,054	292,440	5,621,614	182,055
SUB TOTALS			43,450,000	43,450,000	37,666,431	1,973,056	35,693,375	2,033,068	33,660,306	1,103,010
2018-2019										
5.07.2018	Miriam Ngari		4,800,000	4,800,000	4,265,918	194,125	4,071,792	200,030	3,871,762	125,323
3.07.2018	Maryanne Mwangi		8,000,000	8,000,000	7,109,863	321,542	6,786,320	333,383	6,452,937	208,871
10.08.2018	Makali Hillary		3,500,000	3,500,000	3,110,565	141,550	2,969,015	145,855	2,823,160	91,381
27.07.2018	Ebby Maswai		10,000,000	10,000,000	8,887,328	404,428	8,482,900	416,729	8,066,171	261,089
8.10.2018	Ann Kajuju		6,500,000	6,500,000	5,486,556	401,410	5,085,146	413,619	4,671,527	264,107
20.03.2019	Brian Ayodo		11,300,000	11,300,000	10,421,406	409,907	10,011,500	422,374	9,589,125	148,036
SUB TOTALS			44,100,000	44,100,000	39,281,636	1,874,962	37,406,673	1,931,991	35,474,682	1,098,808
2019-2020										
11.07.2019	Caroline Kanana		6,000,000.00	6,000,000.00	5,567,890.99	235,494.07	5,332,396.93	242,656.84	5,089,740.08	163,816
03.07.2019	Violet Ombati		13,000,000.00	13,000,000.00	12,014,470.87	515,358.68	11,499,112.19	531,033.81	10,968,078.38	349,814
02.09.2019	Robert Oyiembwa		12,000,000.00	12,000,000.00	10,543,260.70	867,466.36	9,675,894.34	893,748.14	8,782,146.20	304,436
26.07.2019	Edgar Malamula		7,500,000.00	7,500,000.00	6,959,863.74	294,367.58	6,665,496.16	302,321.06	6,362,175.10	204,770
30.09.2019	Gitahi Kareithi		9,000,000.00	9,000,000.00	8,128,127.87	519,097.13	7,609,080.74	534,885.96	7,074,194.78	236,746
11.10.2019	Valentine Wakio		8,500,000.00	8,500,000.00	7,969,699.51	341,126.93	7,638,572.58	341,198.47	7,297,374.11	234,563
22.01.2020	Eric Isoe		7,000,000.00	7,000,000.00	6,630,188.02	270,657.75	6,359,530.27	278,890.07	6,080,640.20	195,204
27.01.2020	Philphine Jepkemoi		5,800,000.00	5,800,000.00	5,511,971.09	223,700.03	5,288,271.06	230,504.08	5,057,766.98	162,300
05.06.2020	Monica Owenga		15,000,000.00	15,000,000.00	14,425,160.34	592,323.96	13,832,836.37	610,340.06	13,222,496.31	424,654
SUB TOTALS			83,800,000.00	83,800,000.00	77,750,683.13	3,849,492.50	73,901,190.64	3,966,578.49	69,934,612.14	2,276,303.61
2020-2021										
09.07.2020	Joseph Riungu		13,680,000.00	13,680,000.00	13,258,591.34	519,777.96	12,738,813.38	535,587.50	12,203,225.88	390,649
01.07.2020	Linda Ndambiri		10,000,000.00	10,000,000.00	9,629,414.90	381,856.80	9,247,558.11	393,471.34	8,854,086.77	283,660
16.10.2020	Kennedy Kimuyu		4,229,444.00	4,229,444.00	3,955,533.01	332,849.95	3,617,683.07	348,125.98	3,269,557.09	114,046
26.08.2020	Mary Wangeji		9,700,000.00	9,700,000.00	9,401,194.15	368,556.01	9,032,638.14	379,765.99	8,652,872.15	276,996
09.10.2020	Eunice Musango		10,000,000.00	10,000,000.00	9,723,104.73	379,007.13	9,344,097.60	390,535.00	8,953,562.61	286,510
25.09.2020	Evans Muriuki		12,500,000.00	12,500,000.00	12,065,727.82	535,644.21	11,530,083.60	551,936.34	10,978,147.26	354,647
07.10.2020	Bessie Gikonyo		10,000,000.00	10,000,000.00	9,754,179.04	378,061.98	9,376,117.07	389,561.09	8,986,555.98	287,455
28.10.2020	Berry Akoth		10,000,000.00	10,000,000.00	9,785,175.86	377,119.18	9,408,056.69	388,589.62	9,019,467.07	288,398
04.11.2020	Charles Mogaka		6,300,000.00	6,300,000.00	6,145,132.80	238,179.04	5,906,953.75	245,423.49	5,661,530.26	181,097
02.10.2020	Henry Kinyanjui		6,200,000.00	6,200,000.00	6,028,324.93	234,984.42	5,793,340.51	242,131.70	5,551,208.82	177,636
26.11.2020	Paul Ochieng		6,300,000.00	6,300,000.00	6,164,660.79	237,585.08	5,927,075.71	244,811.46	5,682,264.25	181,691
18.11.2020	Linda Mwamburi		9,000,000.00	9,000,000.00	8,806,658.28	339,407.26	8,467,251.02	349,730.66	8,117,520.36	259,558
06.03.2021	Jane Adoyo		7,000,000.00	7,000,000.00	6,935,874.46	261,360.01	6,674,514.45	269,309.52	6,405,204.93	204,502
SUB TOTALS			114,909,444.00	114,909,444.00	111,653,572.13	4,589,389.03	107,064,183.10	4,728,979.69	102,335,203.42	3,286,844.45
2021-2022										
	Gertrude Mueni	20131142446	10,000,000.00	10,000,000.00		276,895.27	9,723,104.73	379,007.13	9,344,097.60	222,243
	Magdalene Nguli	2004000947	9,000,000.00	9,000,000.00		323,983.68	8,676,016.32	443,460.54	8,232,555.78	200,018
	Ishmael Maingi	20190447219	9,987,493.23	9,987,493.23		147,492.57	9,840,000.66	276,837.19	9,563,163.47	118,714
	Jonah Meroka	20114199333	5,000,000.00	5,000,000.00		122,910.48	4,877,089.52	189,030.99	4,688,058.53	98,929
	Lilian Okumu	2001049748	15,000,000.00	15,000,000.00		849,847.60	14,150,152.40	1,307,028.78	12,843,123.62	292,592
SUB TOTALS			48,987,493.23	48,987,493.23		1,721,129.60	47,266,363.63	2,545,364.63	44,720,999.00	932,495.40
TOTALS			335,246,937.23	335,246,937.23	266,352,321.71	14,008,029.65	301,331,785.29	15,205,982.50	286,125,802.79	8,697,461.43

1
2
3
4
5
6
7
8
9
10
11
12
13
14
15
16
17
18
19
20
21
22
23
24
25
26
27
28
29
30
31
32
33
34
35
36
37
38
39
40
41
42
43
44
45
46
47
48
49
50
51
52
53
54
55
56
57
58
59
60
61
62
63
64
65
66
67
68
69
70
71
72
73
74
75
76
77
78
79
80
81
82
83
84
85
86
87
88
89
90
91
92
93
94
95
96
97
98
99
100