

Paper Laid
Pri: on 7/6/23
~~Maya~~



Approved
SNA
7/6/23

**REPUBLIC OF KENYA
THE NATIONAL ASSEMBLY**

**THIRTEENTH PARLIAMENT – SECOND SESSION -2023
SELECT COMMITTEE ON BUDGET AND APPROPRIATIONS**

**REPORT ON THE COUNTY GOVERNMENT ADDITIONAL
ALLOCATION BILL, 2023**

The Clerk's Chambers
Parliament Buildings
NAIROBI

JUNE 2023


 THE NATIONAL ASSEMBLY PAPERS LAID	
DATE: 07 JUN 2023	DAY: Wednesday
TABLED BY:	Hon. Ndindi Nyoro (Chairperson, Budget and Appropriations Committee)
CLERK-AT THE TABLE:	Modo Miriam

TABLE OF CONTENTS

CHAIRPERSON’S FOREWORD	2
1.0 PREFACE	3
1.1 Establishment and Mandate of the Committee	3
1.1. Membership of the Committee	3
1.2. Committee Secretariat	5
1.3. Parliamentary Budget Office.....	5
2.0 REVIEW OF THE COUNTY GOVERNMENT ADDITIONAL ALLOCATION BILL (CGAAB), 2023 6	
2.1 Background.....	6
2.2. Analysis of the County Governments Additional Allocations Bill, 2023	7
2.3. The First Schedule	7
2.4. Second Schedule.....	7
2.5. Third Schedule.....	8
2.6. Fourth Schedule	8
3.0 COMMITTEE OBSERVATIONS	8
4.0 COMMITTEE RECOMMENDATIONS	9

CHAIRPERSON'S FOREWORD

This report contains proceedings of the Select Committee on Budget and Appropriations on its consideration of the County Governments Additional Allocations Bill, 2023 published on 24th May 2023. The Bill was committed to the Select Committee on Budget and Appropriations for review and reporting to the House pursuant to Standing Order 127. The County Government Additional Allocation Bill (CGAAB) should be considered by Parliament within thirty days of its introduction, according to Section 42 of the Public Finance Management Act of 2012.

While considering the Bill, the Committee noted that once enacted, the Bill will provide a legal instrument to facilitate transfer of additional allocations to county governments from the Consolidated Fund to County Revenue Fund (CRF). In addition, it provides for the procedures for implementation, reporting and accountability of the funds.

The Committee would like to express its appreciation to the Offices of the Speaker and Clerk of the National Assembly for the logistical and technical support that was provided to it over the course of its consideration period. I wish to express my appreciation to the Honourable Members of the Committee and the Committee Secretariat who played a significant role towards scrutiny of the Bill and production of this report.

On behalf of the Select Committee on Budget and Appropriations and pursuant to the provisions of Standing Order 199(6), it is my pleasant privilege and honour to present to this House the Report of the Committee on its consideration of the County Governments Additional Allocations Bill, 2023.

The Committee has considered the County Governments Additional Allocations Bill (National Assembly Bills No. 23 of 2023) and have the honour to report to the House with recommendation that the Bill **be approved with amendments**.

It is therefore my pleasure, on behalf of the Budget and Appropriations Committee, to table this report and commend it to the House for adoption to pave way for the release of funds to the County Revenue Funds and disbursement of the conditional and unconditional additional allocations to County Governments.

HON. NDINDI NYORO, CBS, M.P.

CHAIRPERSON, THE BUDGET, AND APPROPRIATIONS COMMITTEE

PREFACE

1.1 Establishment and Mandate of the Committee

1. Article 221 (4 and 5) of the Constitution and Section 7 of the Public Finance Management Act, 2012 provide for the establishment of a Committee of the National Assembly whose main role is to take the lead in budgetary oversight by the National Assembly. Pursuant to this constitutional provision, Standing Order 207 establishes the Budget and Appropriations Committee with specific mandates as follows:

- i. Investigate, inquire into and report on all matters relating to coordination, control, and monitoring of the national budget;
- ii. Discuss and review the budget estimates and make recommendations to the House;
- iii. Examine the Budget Policy Statement presented to the House;
- iv. **Examine bills related to the national budget including appropriation bills;**
- v. Evaluate tax estimates, economic and budgetary policies, and programmes with direct budget outlays; and
- vi. Examine the Division of Revenue Bill.

1.1. Membership of the Committee

2. Pursuant to Standing Order 207(2), the Budget and Appropriations Committee as currently constituted comprises of the following Honourable Members:

CHAIRPERSON

Hon. Ndindi, Nyoro, CBS, M.P.
Kiharu Constituency
UDA PARTY

VICE CHAIRPERSON

Hon. Otucho, Mary Emaase, M.P.
Teso South Constituency
UDA PARTY

MEMBERS

Hon. Chumel, Samwel Moroto, M.P.
Kapenguria Constituency
UDA PARTY

Hon. Odhiambo, Millie Grace Akoth, M.P.
Suba North Constituency
ODM PARTY

Hon. (Dr.) Mulu, Makali, M.P.
Kitui Central Constituency
WDM – Kenya

Hon. Lekuton, Joseph, M.P.
Laisamis Constituency
UDM PARTY

Hon. Lesuuda, Josephine Naisula, OGW, M.P.
Samburu West Constituency
KANU PARTY

Hon. Robi, Mathias Nyamabe, M.P.
Kuria West Constituency
UDA PARTY

Hon. Ochieng, David Ouma, M.P.
Ugenya Constituency
MDG PARTY

Hon. Muchira, Michael Mwangi, M.P.
Ol Jorok Constituency
UDA PARTY

Hon. Shinali, Bernard Masaka, M.P.
Ikolomani Constituency
ODM PARTY

Hon. Mwakuwona, Danson Mwashako, M.P.
Wundanyi Constituency
WDM – Kenya

Hon. Atandi, Samuel Onunga, M.P.
Alego Usonga Constituency
ODM PARTY

Hon. Mwirigi, John Paul, M.P.
Igembe South Constituency
UDA PARTY

Hon. Mejjadonk, Benjamin Gathiru, M.P.
Embakasi Central Constituency
UDA PARTY

Hon. Wangaya, Christopher Aseka, M.P.
Khwisero Constituency
ODM PARTY

Hon. Wachira, Rahab Mukami, M.P.
Nyeri County
UDA PARTY

Hon. Masara, Peter Francis, M.P.
Suna West Constituency
ODM PARTY

Hon. Ongili, Babu Owino Paul, M.P.
Embakasi East Constituency
ODM PARTY

Hon. Wanjiku, John Njuguna, M.P.
Kiambaa Constituency
UDA PARTY

Hon. Guyo, Ali Wario, M.P.
Garsen Constituency
ODM PARTY

Hon. (Dr.) Murumba, John Chikati, M.P.
Tongaren Constituency
FORD-Kenya

Hon. Busia, Ruth Adhiambo Odinga, M.P.
Kisumu County
ODM PARTY

Hon. Kitilai, Ole Ntutu, M.P.
Narok South
Independent

Hon. Flowrence Jematiah, M.P.
Baringo County
UDA PARTY

Hon. Mokaya, Nyakundi Japheth, M.P.
Kitutu Chache North Constituency
UDA PARTY

Hon. Abdirahman Mohamed Abdi, M.P.
Lafey Constituency
Jubilee Party

1.2. Committee Secretariat

3. The Committee Secretariat is comprised of the following:

Mr. Danson Kachumbo
Fiscal Analyst/ Clerk of the Budget and Appropriations Committee

Mr. Jibril Mohamud
Fiscal Analyst / Assistant Clerk of the Budget and Appropriations Committee

Mr. Nimrod Ochieng
Audio Officer

Mr. Stanley Langat
Serjeant-at-arms

Ms. Mercy Mayende
Media Relations

Mr. Jared Amara
Office Assistant

1.3. Parliamentary Budget Office

4. The Committee received technical support from the following officers of the Parliamentary Budget Office:

Dr. Martin Masinde
Director, Parliamentary Budget Office

Mr. Robert Nyagah
Deputy Director, Parliamentary Budget Office

Ms. Millicent Makina
Fiscal Analyst I

Dr. Abel Nyagwachi
Fiscal Analyst I

Ms. Julie Mwithiga
Fiscal Analyst I

Ms. Loice Olesia
Fiscal Analyst III

Mr. Ringine Mutwiri
Fiscal Analyst III

Mr. Kioko Kiminza
Fiscal Analyst III

Ms. Keziah Muthama
Fiscal Analyst III

2.0. REVIEW OF THE COUNTY GOVERNMENT ADDITIONAL ALLOCATION BILL (CGAAB), 2023

2.1 Background

1. Article 202 (2) of the Constitution stipulates that County governments may be given additional allocations from the national government's share of revenue, either conditionally or unconditionally. These additional allocations are used by County Governments for the purpose of achieving particular interventions as provided for in Article 203 (1) of the Constitution.
2. The additional allocations are agreed upon by the National Assembly and the Senate during the consideration of the Budget Policy Statement. They comprise of allocations from required transfer of functions to counties from the National Government as provided for under Article 187 of the Constitution; allocations provided for under Article 202(2) of the Constitution; and loans and grants from development partners. Counties have received conditional financing from the Kenya government as well as development partners such as the World Bank, European Union, IDA, and SIDA, among others.
3. The National Treasury enters into agreements with the respective County Governments for the transfer of these allocations pursuant to Section 191 A of the Public Finance Management Act, 2012. With respect to conditional allocations under the Act, the agreements set out any conditions that may be attached to the disbursement of the funds.
4. The management of projects funded with additional allocations is done by the line Ministries Departments or Agencies (MDAs) and the County Governments. The relevant MDAs prepare the specific agreements and frameworks for implementation of the projects. The accounting officers from the MDAs, having been satisfied that the conditions have been met, issue instructions to the National Treasury to release payments as stipulated in the Guidelines for the Management of Intergovernmental Fiscal Transfers (2017).
5. Since financial year 2013/14, County Governments have received additional allocations in the form of conditional or unconditional funds. All these allocations including Grants and loans from the GOK and development partners were included in the Annual Division of Revenue Bill (DORB) and County Allocation of Revenue Bill (CARB) each year, in addition to being included in the Annual Appropriation Bill until the FY 2020/2021. In December 2020, a court decision on petition No.252 of 2016 ruled against the same leading to the drafting of the county government additional allocation bill to facilitate transfer of these funds.
6. According to the Constitution, the instruments to enable the withdrawal of money from the Consolidated Fund are the Annual Appropriation Act, the Supplementary Appropriation Act or any other Act as authorized by Parliament. Therefore, this Bill, is prepared in line with Article 207(4) which allows Parliament to enact a law that allows withdrawal of funds from the Consolidated Fund to the County Revenue Fund.

2.2. Analysis of the County Governments Additional Allocations Bill, 2023

7. The Bill seeks to provide a framework for the disbursement of additional allocations appropriated for fiscal year 2023/24 to County Governments, totaling Kshs. **56,180,983,514**. It is detailed as follows:

- i. **First Schedule:** Conditional allocations to County Governments from National Government Revenue.
- ii. **Second Schedule:** Unconditional allocations to County Governments from Court Fines and Minerals Royalties.
- iii. **Third Schedule:** Conditional allocations to County Governments from Loans and Grants from Development Partners.
- iv. **Fourth schedule:** National Government's Expenditures on Devolved Functions Converted to Additional Conditional Grants to the County Governments.

2.3. The First Schedule

8. The first schedule provides Conditional Allocations from National Government Revenue to County Governments in Financial Year 2023/2024 totalling **Kshs. 15, 816,000,000**. In addition, **Kshs. 200,000,000** is provided for the aggregated industrial parks but will be retained by the State Department for operations and management.

9. There are four additional allocations from the national government's share of revenue to support County Governments' Bottom-Up Economic Transformation initiatives. They are as follows:

- i. **Supplement for County Headquarters Construction (Kshs.454 million):** This allocation is for five counties: Nyandarua, Tana River, Tharaka Nithi, Isiolo, and Lamu.
- ii. **Medical equipment leasing (Kshs. 5.86 billion):** Each County Government will receive an equal amount of Kshs.124.7 million.
- iii. **Aggregated Industrial Parks Programme (Ksh. 4.5 billion):** An amount of Kshs. 200 million will be allocated to eighteen (18) counties. The counties will be expected to allocate matching funds of Ksh. 250 million for the programme.
- iv. **Fertilizer Subsidy Program (Ksh. 5 billion):** Allocated to all counties based on the number of households engaged in crop production as determined by the 2019 Kenya Population and Housing Census.

2.4. Second Schedule

10. The second schedule provides unconditional allocations to County Governments of **Kshs. 3,043,584,126** from Court Fines and Mineral Royalties in Financial Year 2023/2024. This is the first time the two unconditional allocations are being distributed among the 35 counties, specifically:

- i. **Court Fines totalling Kshs.108, 660,979:** This unconditional allocation is made in accordance with Article 206 (1) of the Constitution which states that court fines arising from violations of County Government legislation are to be paid to the respective County Revenue Funds.

- ii. **Mineral Royalties totalling Kshs 2,934,923,147:** This is the allocation to County Governments from the National Government Share of Revenue emanating from the 20% share of Mineral Royalties as per the Mining Act, 2016.

2.5. Third Schedule

- 11. The schedule contains conditional allocations to County Governments totalling **Kshs. 33,192,137,406** from proceeds of Loans and Grants in Financial Year 2023/2024 from Development Partners. The disbursement requirements for these additional loan and grant allocations vary depending on the financing agreements.
- 12. It is worth noting that there are new projects totalling Ksh. 8.84 billion such as the commercialization of Kenya's livestock (KELCLOP), the development of the country's agricultural value chain (NAVCDP), and the expansion of the aquaculture business (ABDP) among others.

2.6. Fourth Schedule

- 13. This schedule contains the National Government's Expenditures on Devolved Functions Converted to Additional Conditional Grants to County Governments for Fiscal Year 2023/2024, totaling **Kshs. 4,129,261,981**. All the projects are NEW and are intended to improve agriculture in accordance with the Bottom up Economic Transformation Agenda (BETA) priorities. Some of these projects are:
 - i. **Livestock Value Chain Support Project totaling to Ksh.1,642,868,400:** The purpose of the project is to enhance value addition, market access and competitiveness of dairy products. The beneficiaries (Dairy groups / cooperatives) are expected to have safe housing facilities, reliable water supply and connection to power (3-phase electricity).
 - ii. **De-Risking and Value Enhancement totaling to Ksh. 2,165,507,080:** The purpose of the project is to enhance pastoralists' access to financial service for drought risk mitigation, include them in the value chains, and facilitate the livestock trade in the Horn of Africa Development.
 - iii. **Kenya Marine Fisheries and Socio-Economic Development (KEMFSED) project totaling to Ksh.320, 886,501:** The purpose of this project is to strengthen the livelihoods of poor households in coastal communities and to facilitate fishers to comply with fisheries management measures. The benefiting counties are: Lamu, Tana River, Kilifi, Kwale and Mombasa.

3.0. COMMITTEE OBSERVATIONS

- 14. In considering the Bill, the Committee observed as follows:
 - i. The Managed Equipment Services (MES) project contracts have lapsed, therefore the State Department for Medical Services should submit to Parliament, the Attorney-General's advisory, the Ministry's evaluation report on the MES project as well as the Intergovernmental Participating Agreements signed between the Ministry and the County Governments on the new MES project.

- ii. Pursuant to Section 191(b) of the Public Finance Management Act of 2012, the agreements between development partners and the National Treasury should be subjected to public participation by County Governments before funds are appropriated by County Assemblies.
- iii. On fertilizer subsidy programme, in order to optimize crop production, measures should be put in place to ensure proper targeting in order to achieve the objective. In addition, the role of County Governments in this programme should be made clear.
- iv. For County Aggregated Industrial Parks, more information should be provided regarding the selection of the eighteen (18) counties benefiting from this programme. Details on how the allocation changed from Kshs.100 million for all counties to Kshs.250 million for 18 counties should be provided.
- v. The National Treasury should provide a comprehensive report on the major accomplishments from programs/projects financed by development partners so that Parliament may make an informed decision on how best to appropriate monies.

4.0. COMMITTEE RECOMMENDATIONS

15. In view of the foregoing, the committee recommends as follows:

- i. That, by 30th September 2023, the State Department for Medical Services should submit to Parliament the Ministry's evaluation report on the MES project as well as the Intergovernmental Participatory Agreements signed between the Ministry and the County Governments on the new MES project.
- ii. That, by 30th September 2023, the state department for crop development submits to parliament a clear collaborative framework between the national and county government, highlighting the role of counties on implementation of the fertilizer subsidy programme.
- iii. That, by 31st July 2023, the state department of industry submits to parliament a detailed report on the change in allocation for County Aggregated Industrial Parks from Ksh. 100 million for all counties to Ksh. 250 million for 18 counties as well as the selection process of the eighteen (18) counties targeted to benefit from this programme.
- iv. That, by 30th September 2023, the National Treasury submits to Parliament a comprehensive report on the progress and major accomplishments from programs/projects financed by development partners through additional allocations since inception.

16. The Committee, further recommends that this House resolves as follows:

- i. Deletion of Sections 5(7)(d),(e),(f),(g) and (h)

Justification: The columns refer to Additional Allocations relating to projects in the State Department of Medical Services and Ministry of Water and Sanitation. The concerned MDAs have expressed that the projects could not be devolved and are hence excluded from the schedule.

- ii. Deletion of First schedule in the Bill and substitute there for with a new schedule to the Bill.

Justification: The County Aggregated industrial parks was initially allocated equally to all counties at Ksh. 100 million. However, in the new framework only eighteen (18) counties will benefit from this additional conditional allocation as per the set conditions and allocation criteria (See Annex 1).

- iii. Deletion of Fourth schedule in the Bill and substitute there for with a new schedule to the Bill.

Justification: The State Department for Medical services expressed implicitly that vaccines and immunization, upgrading maternal and newborn units, the cancer center at Kisii level 5 hospital, and Dedan Kimathi comprehensive cancer projects could not be devolved. In addition, Ministry of water and Sanitation also declined to release funds for the 8 projects directly supporting counties under its State Department (See Annex 2).

SIGNED



.....
HON. NDINDI NYORO, CBS, M.P.

CHAIRPERSON, THE BUDGET, AND APPROPRIATIONS COMMITTEE

5.06.23

.....
DATE

ANNEX 1: FIRST SCHEDULE

Conditional allocations to County Governments from National Government Revenue in Financial Year 2023/24 (Kenya Shillings)

S/No	County	FY 2022/23	FY 2023/24				
		Total Conditional Grants from the National Government Revenue	Supplement for Construction of County Headquarters	Conditional Grant for Leasing of Medical Equipment	Conditional Grant for Aggregated Industrial Parks Programme	Conditional Grant for Provision of Fertilizer Subsidy Programme	Total Conditional Grants from the National Government Revenue
		Column A	Column B	Column C	Column D	Column E	Column F
1.	Baringo	110,638,298	-	124,723,404.30	-	75,977,677	200,701,081
2.	Bomet	110,638,298	-	124,723,404.30	-	131,684,382	256,407,16
3.	Bungoma	110,638,298	-	124,723,404.30	250,000,000	242,962,800	617,686,204
4.	Busia	110,638,298	-	124,723,404.30	250,000,000	126,591,665	501,315,069
5.	Elgeyo/Marakwet	110,638,298	-	124,723,404.30	-	63,970,782	188,694,186
6.	Embu	110,638,298	-	124,723,404.30	250,000,000	110,930,145	485,652,9
7.	Garissa	110,638,298	-	124,723,404.30	250,000,000	3,965,101	378,688,505
8.	Homa Bay	110,638,298	-	124,723,404.30	250,000,000	165,917,803	540,641,207
9.	Isiolo	150,638,298	60,000,000	124,723,404.30	-	2,501,812	187,225,216
10.	Kajiado	110,638,298	-	124,723,404.30	-	41,355,485	166,078,889
11.	Kakamega	110,638,298	-	124,723,404.30	-	289,728,678	414,452,082
12.	Kericho	110,638,298	-	124,723,404.30	-	131,255,114	255,978,518
13.	Kiambu	110,638,298	-	124,723,404.30	250,000,000	159,665,074	534,388,478
14.	Kilifi	110,638,298	-	124,723,404.30	-	134,390,478	259,113,882
15.	Kirinyaga	110,638,298	-	124,723,404.30	250,000,000	117,510,449	492,233,853
16.	Kisii	110,638,298	-	124,723,404.30	-	186,645,942	311,369,346
17.	Kisumu	110,638,298	-	124,723,404.30	-	120,042,858	244,766,262
18.	Kitui	110,638,298	-	124,723,404.30	-	179,499,580	304,227,84
19.	Kwale	110,638,298	-	124,723,404.30	-	90,011,220	214,734,024
20.	Laikipia	110,638,298	-	124,723,404.30	-	66,899,161	191,622,565
21.	Lamu	132,638,298	48,840,000	124,723,404.30	-	13,675,370	187,238,774
22.	Machakos	110,638,298	-	124,723,404.30	250,000,000	195,350,986	570,077,0
23.	Makueni	110,638,298	-	124,723,404.30	-	162,562,856	287,286,260
24.	Mandera	110,638,298	-	124,723,404.30	-	13,777,962	138,501,366
25.	Marsabit	110,638,298	-	124,723,404.30	-	2,389,320	127,112,724
26.	Meru	110,638,298	-	124,723,404.30	250,000,000	225,426,721	600,150,125
27.	Migori	110,638,298	-	124,723,404.30	250,000,000	144,621,807	519,345,211
28.	Mombasa	110,638,298	-	124,723,404.30	250,000,000	6,495,711	381,219,115
29.	Murang'a	110,638,298	-	124,723,404.30	250,000,000	197,960,790	572,684,194
30.	Nairobi	110,638,298	-	124,723,404.30	-	14,721,991	139,445,395
31.	Nakuru	110,638,298	-	124,723,404.30	250,000,000	234,883,209	609,606,613
32.	Nandi	110,638,298	-	124,723,404.30	250,000,000	128,705,606	503,429,010
33.	Narok	110,638,298	-	124,723,404.30	-	135,373,204	260,096,608
34.	Nyamira	110,638,298	-	124,723,404.30	250,000,000	92,563,428	467,286,832
35.	Nyandarua	169,638,298	121,000,000	124,723,404.30	-	121,624,039	367,347,443
36.	Nyeri	110,638,298	-	124,723,404.30	-	138,968,433	263,691,837
37.	Samburu	110,638,298	-	124,723,404.30	-	12,431,664	137,155,068
38.	Siaya	110,638,298	-	124,723,404.30	250,000,000	166,455,063	541,178,467
39.	Taita Taveta	110,638,298	-	124,723,404.30	-	43,540,521	168,263,925

.	Tana River	152,638,298	121,000,000	124,723,404.30	-	15,049,566	260,772,970
.	Tharaka Nithi	110,638,298	103,160,000	124,723,404.30	-	71,299,830	299,183,234
.	Trans Nzoia	110,638,298	-	124,723,404.30	250,000,000	116,941,692	491,665,096
.	Turkana	110,638,298	-	124,723,404.30	-	12,815,035	137,538,439
.	Uasin Gishu	110,638,298	-	124,723,404.30	250,000,000	118,799,152	493,522,556
.	Vihiga	110,638,298	-	124,723,404.30	-	97,662,444	222,385,848
.	Wajir	110,638,298	-	124,723,404.30	-	2,235,432	126,958,836
.	West Pokot	110,638,298	-	124,723,404.30	-	72,161,965	196,885,369
.	TOTAL	5,363,000,000	454,000,000	5,862,000,000.00	4,500,000,000	5,000,000,000	15,816,000,000

ANNEX 2: Fourth Schedule National Government's Expenditures on Devolved Functions to be converted to Additional Conditional Grants to the County Governments for Financial Year 2023/24 (Figures in Kenya Shillings)

S/NO.	COUNTY	Livestock Value Chain Support Project	De-Risking and Value Enhancement (DRIVE)	Kenya Marine Fisheries and Socio-Economic Development (KEMFSED)	TOTALS
	Column A	Column B	Column C	Column D	Column E
1	Baringo	28,647,360	63,341,980		91,989,340
2	Bomet	57,294,720			57,294,720
3	Bungoma	35,809,200			35,809,200
4	Busia	14,323,680			14,323,680
5	Elgeyo Marakwet	35,809,200			35,809,200
6	Embu	35,809,200			35,809,200
7	Garissa	-	128,454,980		128,454,980
8	Homa Bay	14,323,680			14,323,680
9	Isiolo	-	155,341,980		155,341,980
10	Kajiado	28,647,360	96,691,980		125,339,340
11	Kakamega	57,294,720			57,294,720
12	Kericho	71,618,400			71,618,400
13	Kiambu	149,092,200			149,092,200
14	Kilifi	14,323,680	63,341,980	98,880,952	176,546,612
15	Kirinyaga	35,809,200			35,809,200
16	Kisii	35,809,200			35,809,200
17	Kisumu	14,323,680			14,323,680
18	Kitui	14,323,680	63,341,980		77,665,660
19	Kwale	-	63,341,980	100,730,260	164,072,240
20	Laikipia	28,647,360	90,941,980		119,589,340
21	Lamu	-	63,341,980	48,764,809	112,106,789
22	Machakos	35,809,200			35,809,200
23	Makueni	21,485,520	63,341,980		84,827,500
24	Mandera	-	72,541,980		72,541,980
25	Marsabit	-	95,541,980		95,541,980
26	Meru	99,394,800	63,341,980		162,736,780
27	Migori	14,323,680			14,323,680
28	Mombasa	-		39,346,299	39,346,299
29	Murang'a	71,618,400		-	71,618,400
30	Nairobi City	-			-
31	Nakuru	121,315,800			121,315,800
32	Nandi	57,294,720			57,294,720
33	Narok	35,809,200	63,341,980		99,151,180
34	Nyamira	28,647,360			28,647,360
35	Nyandarua	135,204,000			135,204,000
36	Nyeri	71,182,920			71,182,920
37	Samburu	-	207,839,480		207,839,480
38	Siaya	14,323,680			14,323,680
39	Taita Taveta	21,485,520	63,341,980		84,827,500
40	Tana River	14,323,680	226,457,980	33,164,181	273,945,841
41	Tharaka Nithi	28,647,360	63,341,980		91,989,340















S/NO.	COUNTY	Livestock Value Chain Support Project	De-Risking and Value Enhancement t (DRIVE)	Kenya Marine Fisheries and Socio-Economic Development (KEMFSED)	TOTALS
42	Trans Nzoia	71,618,400			71,618,400
43	Turkana	-	215,141,980		215,141,980
44	Uasin Gishu	99,830,280			99,830,280
45	Vihiga	14,323,680			14,323,680
46	Wajir	-	179,790,980		179,790,980
47	West Pokot	14,323,680	63,341,980		77,665,660
	TOTAL	1,642,868,400	2,165,507,080	320,886,501	4,129,261,981











Handwritten signature

ADOPTION SCHEDULE ON REPORT ON REPORT ON THE COUNTY GOVERNMENT ADDITIONAL ALLOCATION BILL, 2023

Budget and Appropriations Committee

Date: 5.06.23. Time: Sitting:

NAME	SIGNATURE
1. Hon. Ndindi, Nyoro, CBS, M.P.- Chairperson	
2. Hon. Otucho, Mary Emaase, M.P.- Vice Chairperson	
3. Hon. Chumel, Samwel Moroto, M.P.	
4. Hon. Odhiambo, Millie Grace Akoth, M.P.	
5. Hon. (Dr.) Mulu, Makali, M.P.	
6. Hon. Lekuton, Joseph, M.P.	
7. Hon. Lesuuda, Josephine Naisula, OGW, M.P.	
8. Hon. Robi, Mathias Nyamabe, M.P.	
9. Hon. Ochieng, David Ouma, M.P.	
10. Hon. Muchira, Michael Mwangi, M.P.	
11. Hon. Shinali, Bernard Masaka, M.P.	
12. Hon. Mwakuwona, Danson Mwashako, M.P.	
13. Hon. Atandi, Samuel Onunga, M.P.	
14. Hon. Mwirigi, John Paul, M.P.	
15. Hon. Mejjadonk, Benjamin Gathiru, M.P.	
16. Hon. Wangaya, Christopher Aseka, M.P.	
17. Hon. Wachira, Rahab Mukami, M.P.	

NAME	SIGNATURE
18. Hon. (Dr.) Masara, Peter Francis, M.P.	
19. Hon. Ongili, Babu Owino Paul, M.P.	
20. Hon. Wanjiku, John Njuguna, M.P.	
21. Hon. Guyo, Ali Wario, M.P.	
22. Hon. (Dr.) Murumba, John Chikati, M.P.	
23. Hon. Busia, Ruth Adhiambo Odinga, M.P.	
24. Hon. Kitilai, Ole Ntutu, M.P.	
25. Hon. Sergon, Flowrence Jematiah, M.P.	
26. Hon. Mokaya, Nyakundi Japheth, M.P.	
27. Hon. Abdirahman Mohamed Abdi, M.P.	

Signed.....

Date.....

Committee Clerk

Signed.....

Date.....

Director of Parliamentary Budget Office

MINUTES OF THE 53rd SITTING OF THE BUDGET AND APPROPRIATIONS COMMITTEE HELD AT PAVILION SUITES CONFERENCE HALL, HILTON GARDEN INN HOTEL ON MONDAY, 5th MAY 2023, AT 2.30 P.M.

PRESENT:

1. **Hon. Ndindi, Nyoro, CBS, M.P.- Chairperson**
2. **Hon. Otucho, Mary Emaase, M.P.- Vice Chairperson**
3. Hon. Chumel, Samwel Moroto, M.P.
4. Hon. Odhiambo, Millie Grace Akoth, M.P.
5. Hon. (Dr.) Makali, Mulu, M.P.
6. Hon. Lekuton, Joseph, M.P.
7. Hon. Lesuuda, Josephine Naisula, OGW, M.P.
8. Hon. Ochieng, David Ouma, M.P.
9. Hon. Robi, Mathias Nyamabe, M.P.
10. Hon. Muchira, Michael Mwangi, M.P.
11. Hon. Shinali, Bernard Masaka, M.P.
12. Hon. Atandi, Samuel Onunga, M.P.
13. Hon. Mwirigi, John Paul, M.P.
14. Hon. Mejjadonk, Benjamin Gathiru, M.P.
15. Hon. Wangaya, Christopher Aseka, M.P.
16. Hon. Ongili, Babu Owino Paul, M.P.
17. Hon. Wachira, Rahab Mukami, M.P.
18. Hon. Wanjiku, John Njuguna, M.P.
19. Hon. (Dr.) Masara, Peter Francis, M.P.
20. Hon. (Dr.) Murumba, John Chikati, M.P.
21. Hon. Busia, Ruth Adhiambo Odinga, M.P.
22. Hon. Kitilai, Ole Ntutu, M.P.
23. Hon. Sergon, Flowrence Jematiah, M.P.
24. Hon. Mokaya, Nyakundi Japheth, M.P.
25. Hon. Abdirahman Mohamed Abdi, M.P.

ABSENT WITH APOLOGY:

1. Hon. Mwakuwona, Danson Mwashako, M.P.
2. Hon. Guyo, Ali Wario, M.P.

PARLIAMENTARY BUDGET OFFICE

1. Dr. Martin Masinde	Director
2. Mr. Robert Nyaga	Deputy Director
3. Mr. Fredrick Muthengi	Deputy Director
4. Ms. Millicent Makina	Fiscal Analyst
5. Dr. Abel Nyagwachi	Fiscal Analyst I
6. Ms. Julie Mwithiga	Fiscal Analyst I
7. Ms. Loice Olesia	Fiscal Analyst III
8. Ms. Priscilla Wangu	Fiscal Analyst III
9. Ms. Keziah Muthama	Fiscal Analyst III

COMMITTEE SECRETARIAT

1. Mr. Danson Kachumbo	Fiscal Analyst I/ Clerk
2. Ms. Nimrod Nyambei	Audio Officer
3. Mr. Samuel Nyambei	Sergeant-at-Arms
4. Mr. Jared Amara	Office Assistant

AGENDA

1. *Preliminaries & Confirmation of Agenda;*
2. *Consideration and adoption of the Report on the County Government Additional Allocation Bill, 2023; and*
3. *Any Other Business (A.O.B)*

MIN. NO. NA/BAC/2023/255: PRELIMINARY

The Chairperson welcomed the committee members to the meeting and called the meeting to order at 2.30 p.m.

MIN. NO. NA/BAC/2023/256: ADOPTION OF THE DRAFT REPORT ON REPORT ON THE COUNTY GOVERNMENT ADDITIONAL ALLOCATION BILL, 2023

The Parliamentary Budget office took members through the draft report. The report was proposed by Hon. Muchira, Michael Mwangi, M.P. and seconded by Hon. Kitilai, Ole Ntutu, M.P. After deliberations the report was **ADOPTED** with the following recommendations as follows:

REVIEW OF THE COUNTY GOVERNMENT ADDITIONAL ALLOCATION BILL (CGAAB), 2023

Background

1. Article 202 (2) of the Constitution stipulates that County governments may be given additional allocations from the national government's share of revenue, either conditionally or unconditionally. These additional allocations are used by County

Governments for the purpose of achieving particular interventions as provided for in Article 203 (1) of the Constitution.

2. The additional allocations are agreed upon by the National Assembly and the Senate during the consideration of the Budget Policy Statement. They comprise of allocations from required transfer of functions to counties from the National Government as provided for under Article 187 of the Constitution; allocations provided for under Article 202(2) of the Constitution; and loans and grants from development partners. Counties have received conditional financing from the Kenya government as well as development partners such as the World Bank, European Union, IDA, and SIDA, among others.
3. The National Treasury enters into agreements with the respective County Governments for the transfer of the these allocations pursuant to Section 191 A of the Public Finance Management Act, 2012. With respect to conditional allocations under the Act, the agreements set out any conditions that may be attached to the disbursement of the funds.
4. The management of projects funded with additional allocations is done by the line Ministries Departments or Agencies (MDAs) and the County Governments. The relevant MDAs prepare the specific agreements and frameworks for implementation of the projects. The accounting officers from the MDAs, having been satisfied that the conditions have been met, issue instructions to the National Treasury to release payments as stipulated in the Guidelines for the Management of Intergovernmental Fiscal Transfers (2017).
5. Since financial year 2013/14, County Governments have received additional allocations in the form of conditional or unconditional funds. All these allocations including Grants and loans from the GOK and development partners were included in the Annual Division of Revenue Bill (DORB) and County Allocation of Revenue Bill (CARB) each year, in addition to being included in the Annual Appropriation Bill until the FY 2020/2021. In December 2020, a court decision on petition No.252 of 2016 ruled against the same leading to the drafting of the county government additional allocation bill to facilitate transfer of these funds.
6. According to the Constitution, the instruments to enable the withdrawal of money from the Consolidated Fund are the Annual Appropriation Act, the Supplementary Appropriation Act or any other Act as authorized by Parliament. Therefore, this Bill, is prepared in line with Article 207(4) which allows Parliament to enact a law that allows withdrawal of funds from the Consolidated Fund to the County Revenue Fund.

2.2. Analysis of the County Governments Additional Allocations Bill, 2023

7. The Bill seeks to provide a framework for the disbursement of additional allocations appropriated for fiscal year 2023/24 to County Governments, totaling Kshs. **56,180,983,514**. It is detailed as follows:

- i. **First Schedule:** Conditional allocations to County Governments from National Government Revenue.
- ii. **Second Schedule:** Unconditional allocations to County Governments from Court Fines and Minerals Royalties.
- iii. **Third Schedule:** Conditional allocations to County Governments from Loans and Grants from Development Partners.
- iv. **Fourth schedule:** National Government's Expenditures on Devolved Functions Converted to Additional Conditional Grants to the County Governments.

2.3. The First Schedule

8. The first schedule provides Conditional Allocations from National Government Revenue to County Governments in Financial Year 2023/2024 totalling **Kshs. 15, 816,000,000**. In addition, **Kshs. 200,000,000** is provided for the aggregated industrial parks but will be retained by the State Department for operations and management.
9. There are four additional allocations from the national government's share of revenue to support County Governments' Bottom-Up Economic Transformation initiatives. They are as follows:
 - i. **Supplement for County Headquarters Construction (Kshs.454 million):** This allocation is for five counties: Nyandarua, Tana River, Tharaka Nithi, Isiolo, and Lamu.
 - ii. **Medical equipment leasing (Kshs. 5.86 billion):** Each County Government will receive an equal amount of Kshs.124.7 million.
 - iii. **Aggregated Industrial Parks Programme (Ksh. 4.5 billion):** An amount of Kshs. 250 million will be allocated to eighteen (18) counties. The counties will be expected to allocate matching funds of Ksh. 250 million for the programme.
 - iv. **Fertilizer Subsidy Program (Ksh. 5 billion):** Allocated to all counties based on the number of households engaged in crop production as determined by the 2019 Kenya Population and Housing Census.

2.4. Second Schedule

10. The second schedule provides unconditional allocations to County Governments of **Kshs. 3,043,584,126** from Court Fines and Mineral Royalties in Financial Year 2023/2024. This is the first time the two unconditional allocations are being distributed among the 35 counties, specifically:
 - i. **Court Fines totalling Kshs.108,660,979:** This unconditional allocation is made in accordance with Article 206 (1) of the

Constitution which states that court fines arising from violations of County Government legislation are to be paid to the respective County Revenue Funds.

- ii. **Mineral Royalties totalling Kshs 2,934,923,147:** This is the allocation to County Governments from the National Government Share of Revenue emanating from the 20% share of Mineral Royalties as per the Mining Act, 2016.

2.5. Third Schedule

- 11. The schedule contains conditional allocations to County Governments totalling **Kshs. 33,192,137,406** from proceeds of Loans and Grants in Financial Year 2023/2024 from Development Partners. The disbursement requirements for these additional loan and grant allocations vary depending on the financing agreements.
- 12. It is worth noting that there are new projects totalling Ksh. 8.84 billion such as the commercialization of Kenya's livestock (KELCLOP), the development of the country's agricultural value chain (NAVCDP), and the expansion of the aquaculture business (ABDP) among others.

2.6. Fourth Schedule

- 13. This schedule contains the National Government's Expenditures on Devolved Functions Converted to Additional Conditional Grants to County Governments for Fiscal Year 2023/2024, totaling **Kshs. 4,129,261,981**. All the projects are NEW and are intended to improve agriculture in accordance with the Bottom up Economic Transformation Agenda (BETA) priorities. Some of these projects are:
 - i. **Livestock Value Chain Support Project totaling to Ksh.1,642,868,400:** The purpose of the project is to enhance value addition, market access and competitiveness of dairy products. The beneficiaries (Dairy groups / cooperatives) are expected to have safe housing facilities, reliable water supply and connection to power (3-phase electricity).
 - ii. **De-Risking and Value Enhancement totaling to Ksh. 2,165,507,080:** The purpose of the project is to enhance pastoralists' access to financial service for drought risk mitigation, include them in the value chains, and facilitate the livestock trade in the Horn of Africa Development.
 - iii. **Kenya Marine Fisheries and Socio-Economic Development (KEMFSED) project totaling to Ksh.320, 886,501:** The purpose of this project is to strengthen the livelihoods of poor households in coastal communities and to facilitate fishers to comply with fisheries management measures. The benefiting counties are: Lamu, Tana River, Kilifi, Kwale and Mombasa.

COMMITTEE OBSERVATIONS

14. In considering the Bill, the Committee observed as follows:

- i.** The Managed Equipment Services (MES) project contracts have lapsed, therefore the State Department for Medical Services should submit to Parliament, the Attorney-General's advisory, the Ministry's evaluation report on the MES project as well as the Intergovernmental Participating Agreements signed between the Ministry and the County Governments on the new MES project.
- ii.** Pursuant to Section 191(b) of the Public Finance Management Act of 2012, the agreements between development partners and the National Treasury should be subjected to public participation by County Governments before funds are appropriated by County Assemblies.
- iii.** On fertilizer subsidy programme, in order to optimize crop production, measures should be put in place to ensure proper targeting in order to achieve the objective. In addition, the role of County Governments in this programme should be made clear.
- iv.** For County Aggregated Industrial Parks, more information should be provided regarding the selection of the eighteen (18) counties benefiting from this programme. Details on how the allocation changed from Kshs.100 million for all counties to Kshs.250 million for 18 counties should be provided.
- v.** The National Treasury should provide a comprehensive report on the major accomplishments from programs/projects financed by development partners so that Parliament may make an informed decision on how best to appropriate monies.

COMMITTEE RECOMMENDATIONS

15. In view of the foregoing, the committee recommends as follows:

- i.** That, by 30th September 2023, the State Department for Medical Services should submit to Parliament the Ministry's evaluation report on the MES project as well as the Intergovernmental Participating Agreements signed between the Ministry and the County Governments on the new MES project.
- ii.** That, by 30th September 2023, the state department for crop development submits to parliament a clear collaborative framework between the national and county government, highlighting the role of counties on implementation of the fertilizer subsidy programme.
- iii.** That, by 31st July 2023, the state department of industry submits to parliament a detailed report on the change in allocation for County Aggregated Industrial Parks from Ksh. 100 million for all counties to Ksh. 250 million for 18 counties as well as the selection process of the eighteen (18) counties targeted to benefit from this programme.
- iv.** That, by 30th September 2023, the National Treasury submits to Parliament a comprehensive report on the progress and major accomplishments from

programs/projects financed by development partners through additional allocations since inception.

16. The Committee, further recommends that this House resolves as follows:

- i. Deletion of Sections 5(7)(d),(e),(f),(g) and (h)

Justification: The columns refer to Additional Allocations relating to projects in the State Department of Medical Services and Ministry of Water and Sanitation. The concerned MDAs have expressed that the projects could not be devolved and are hence excluded from the schedule.

- ii. Deletion of First schedule in the Bill and substitute there for with a new schedule to the Bill.

Justification: The County Aggregated industrial parks was initially allocated equally to all counties at Ksh. 100 million. However, in the new framework only eighteen (18) counties will benefit from this additional conditional allocation as per the set conditions and allocation criteria (See Annex 1).

- iii. Deletion of Fourth schedule in the Bill and substitute there for with a new schedule to the Bill.

Justification: The State Department for Medical services expressed implicitly that vaccines and immunization, upgrading maternal and newborn units, the cancer center at Kisii level 5 hospital, and Dedan Kimathi comprehensive cancer projects could not be devolved. In addition, Ministry of water and Sanitation also declined to release funds for the 8 projects directly supporting counties under its State Department (See Annex 2).

ANNEX 1: FIRST SCHEDULE

Conditional allocations to County Governments from National Government Revenue in Financial Year 2023/24 (Kenya Shillings)

S/No	County	FY 2022/23	FY 2023/24				
		Total Conditional Grants from the National	Supplement for Construction of County Headquarters	Conditional Grant for Leasing of Medical	Conditional Grant for Aggregated Industrial	Conditional Grant for Provision of Fertilizer	Total Conditional Grants from the National
		Column A	Column B	Column C	Column D	Column E	Column F
1.	Baringo	110,638,298	-	124,723,404.30	-	75,977,677	200,701,081
2.	Bomet	110,638,298	-	124,723,404.30	-	131,684,382	256,407,786
3.	Bungoma	110,638,298	-	124,723,404.30	250,000,000	242,962,800	617,686,204
4.	Busia	110,638,298	-	124,723,404.30	250,000,000	126,591,665	501,315,069
5.	Elgeyo/Marakwet	110,638,298	-	124,723,404.30	-	63,970,782	188,694,186
6.	Embu	110,638,298	-	124,723,404.30	250,000,000	110,930,145	485,653,549
7.	Garissa	110,638,298	-	124,723,404.30	250,000,000	3,965,101	378,688,505
8.	Homa Bay	110,638,298	-	124,723,404.30	250,000,000	165,917,803	540,641,207
9.	Isiolo	150,638,298	60,000,000	124,723,404.30	-	2,501,812	187,225,216
10.	Kajiado	110,638,298	-	124,723,404.30	-	41,355,485	166,078,889
11.	Kakamega	110,638,298	-	124,723,404.30	-	289,728,678	414,452,082
12.	Kericho	110,638,298	-	124,723,404.30	-	131,255,114	255,978,518
13.	Kiambu	110,638,298	-	124,723,404.30	250,000,000	159,665,074	534,388,478
14.	Kilifi	110,638,298	-	124,723,404.30	-	134,390,478	259,113,882
15.	Kirinyaga	110,638,298	-	124,723,404.30	250,000,000	117,510,449	492,233,853
16.	Kisii	110,638,298	-	124,723,404.30	-	186,645,942	311,369,346
17.	Kisumu	110,638,298	-	124,723,404.30	-	120,042,858	244,766,262
18.	Kitui	110,638,298	-	124,723,404.30	-	179,499,580	304,222,984
19.	Kwale	110,638,298	-	124,723,404.30	-	90,011,220	214,734,624
20.	Laikipia	110,638,298	-	124,723,404.30	-	66,899,161	191,622,565
21.	Lamu	132,638,298	48,840,000	124,723,404.30	-	13,675,370	187,238,774
22.	Machakos	110,638,298	-	124,723,404.30	250,000,000	195,350,986	570,074,390
23.	Makueni	110,638,298	-	124,723,404.30	-	162,562,856	287,286,260
24.	Mandera	110,638,298	-	124,723,404.30	-	13,777,962	138,501,366
25.	Marsabit	110,638,298	-	124,723,404.30	-	2,389,320	127,112,724
26.	Meru	110,638,298	-	124,723,404.30	250,000,000	225,426,721	600,150,125
27.	Migori	110,638,298	-	124,723,404.30	250,000,000	144,621,807	519,345,211
28.	Mombasa	110,638,298	-	124,723,404.30	250,000,000	6,495,711	381,219,115
29.	Murang'a	110,638,298	-	124,723,404.30	250,000,000	197,960,790	572,684,194
30.	Nairobi	110,638,298	-	124,723,404.30	-	14,721,991	139,445,395
31.	Nakuru	110,638,298	-	124,723,404.30	250,000,000	234,883,209	609,606,613
32.	Nandi	110,638,298	-	124,723,404.30	250,000,000	128,705,606	503,429,010
33.	Narok	110,638,298	-	124,723,404.30	-	135,373,204	260,096,608
34.	Nyamira	110,638,298	-	124,723,404.30	250,000,000	92,563,428	467,286,832
35.	Nyandarua	169,638,298	121,000,000	124,723,404.30	-	121,624,039	367,347,443
36.	Nyeri	110,638,298	-	124,723,404.30	-	138,968,433	263,691,837
37.	Samburu	110,638,298	-	124,723,404.30	-	12,431,664	137,155,068

Conditional allocations to County Governments from National Government Revenue in Financial Year 2023/24 (Kenya Shillings)

S/No	County	FY 2022/23	FY 2023/24				
		Total Conditional Grants from the National	Supplement for Construction of County Headquarters	Conditional Grant for Leasing of Medical	Conditional Grant for Aggregated Industrial	Conditional Grant for Provision of Fertilizer	Total Conditional Grants from the National
		Column A	Column B	Column C	Column D	Column E	Column F
38.	Siaya	110,638,298	-	124,723,404.30	250,000,000	166,455,063	541,178,467
39.	Taita Taveta	110,638,298	-	124,723,404.30	-	43,540,521	168,263,925
40.	Tana River	152,638,298	121,000,000	124,723,404.30	-	15,049,566	260,772,970
41.	Tharaka Nithi	110,638,298	103,160,000	124,723,404.30	-	71,299,830	299,183,234
42.	Trans Nzoia	110,638,298	-	124,723,404.30	250,000,000	116,941,692	491,665,096
43.	Turkana	110,638,298	-	124,723,404.30	-	12,815,035	137,538,439
44.	Uasin Gishu	110,638,298	-	124,723,404.30	250,000,000	118,799,152	493,522,556
45.	Vihiga	110,638,298	-	124,723,404.30	-	97,662,444	222,385,848
46.	Wajir	110,638,298	-	124,723,404.30	-	2,235,432	126,958,836
47.	West Pokot	110,638,298	-	124,723,404.30	-	72,161,965	196,885,369
	TOTAL	5,363,000,000	454,000,000	5,862,000,000.0	4,500,000,000	5,000,000,000	15,816,000,000

ANNEX 2: Fourth Schedule National Government's Expenditures on Devolved Functions to be converted to Additional Conditional Grants to the County Governments for Financial Year 2023/24 (Figures in Kenya Shillings)

S/NO.	COUNTY	Livestock Value Chain Support Project	De-Risking and Value Enhancement (DRIVE)	Kenya Marine Fisheries and Socio-Economic Development (KEMFSED)	TOTALS
	Column A	Column B	Column C	Column D	Column E
1	Baringo	28,647,360	63,341,980		91,989,340
2	Bomet	57,294,720			57,294,720
3	Bungoma	35,809,200			35,809,200
4	Busia	14,323,680			14,323,680
5	Elgeyo Marakwet	35,809,200			35,809,200
6	Embu	35,809,200			35,809,200
7	Garissa	-	128,454,980		128,454,980
8	Homa Bay	14,323,680			14,323,680
9	Isiolo	-	155,341,980		155,341,980
10	Kajiado	28,647,360	96,691,980		125,339,340
11	Kakamega	57,294,720			57,294,720
12	Kericho	71,618,400			71,618,400
13	Kiambu	149,092,200			149,092,200
14	Kilifi	14,323,680	63,341,980	98,880,952	176,546,612
15	Kirinyaga	35,809,200			35,809,200
16	Kisii	35,809,200			35,809,200
17	Kisumu	14,323,680			14,323,680
18	Kitui	14,323,680	63,341,980		77,665,660
19	Kwale	-	63,341,980	100,730,260	164,072,240

S/NO.	COUNTY	Livestock Value Chain Support Project	De-Risking and Value Enhancement (DRIVE)	Kenya Marine Fisheries and Socio-Economic Development (KEMFSED)	TOTALS
20	Laikipia	28,647,360	90,941,980		119,589,340
21	Lamu	-	63,341,980	48,764,809	112,106,789
22	Machakos	35,809,200			35,809,200
23	Makueni	21,485,520	63,341,980		84,827,500
24	Mandera	-	72,541,980		72,541,980
25	Marsabit	-	95,541,980		95,541,980
26	Meru	99,394,800	63,341,980		162,736,780
27	Migori	14,323,680			14,323,680
28	Mombasa	-		39,346,299	39,346,299
29	Murang'a	71,618,400		-	71,618,400
30	Nairobi City	-			-
31	Nakuru	121,315,800			121,315,800
32	Nandi	57,294,720			57,294,720
33	Narok	35,809,200	63,341,980		99,151,180
34	Nyamira	28,647,360			28,647,360
35	Nyandarua	135,204,000			135,204,000
36	Nyeri	71,182,920			71,182,920
37	Samburu	-	207,839,480		207,839,480
38	Siaya	14,323,680			14,323,680
39	Taita Taveta	21,485,520	63,341,980		84,827,500
40	Tana River	14,323,680	226,457,980	33,164,181	273,945,841
41	Tharaka Nithi	28,647,360	63,341,980		91,989,340

S/NO.	COUNTY	Livestock Value Chain Support Project	De-Risking and Value Enhancement (DRIVE)	Kenya Marine Fisheries and Socio-Economic Development (KEMFSED)	TOTALS
42	Trans Nzoia	71,618,400			71,618,400
43	Turkana	-	215,141,980		215,141,980
44	Uasin Gishu	99,830,280			99,830,280
45	Vihiga	14,323,680			14,323,680
46	Wajir	-	179,790,980		179,790,980
47	West Pokot	14,323,680	63,341,980		77,665,660
	TOTAL	1,642,868,400	2,165,507,080	320,886,501	4,129,261,981

MIN.NO.NA/BAC/2023/257: ANY OTHER BUSINESS & ADJOURNMENT

There being no other business to consider, the meeting was adjourned at 3.30 p.m. The Chairperson communicated that the next meeting will be communicated later.

SIGNED



.....

HON. NDINDI NYORO, CBS, M.P.

CHAIRPERSON, BUDGET, AND APPROPRIATIONS COMMITTEE