

REPUBLIC OF KENYA



Approved
SNA
24/9/24

THE NATIONAL ASSEMBLY

THIRTEENTH PARLIAMENT – THIRD SESSION – 2024

COMMITTEE ON NATIONAL GOVERNMENT CONSTITUENCIES DEVELOPMENT
FUND

.....

REPORT ON THE PROPOSED BUDGET CEILING FOR CONSTITUENCIES FOR
THE FINANCIAL YEAR 2024/2025

CLERK'S CHAMBERS
DIRECTORATE OF AUDIT, APPROPRIATIONS AND GENERAL PURPOSE
COMMITTEES
PARLIAMENT BUILDINGS
NAIROBI

THE NATIONAL ASSEMBLY PAPERS LAID	
DATE: 24 SEP 2024	DAY: Tuesday
TABLED BY:	Hon. Musa Sirina (Chairperson, Committee on NGCDF)
CLERK-AT THE-TABLE:	Anastacia

SEPTEMBER, 2024





TABLE OF CONTENTS

LIST OF ANNEXURES	2
1. CHAIRPERSON'S FOREWORD.....	4
2. PREFACE	5
2.0 Establishment and Mandate of the Committee.....	5
2.1 Committee Membership	5
2.2 Committee Secretariat	7
3 PROPOSED BUDGET CEILING FOR CONSTITUENCIES FOR THE FINANCIAL YEAR 2024/2025.....	8
4 COMMITTEE OBSERVATION	13
5 COMMITTEE RECOMMENDATION	14



LIST OF ANNEXURES

Annexure 1 – Adoption Schedule

Annexure 2 – Minutes of Committee sitting on consideration of the proposed budget ceiling for constituencies for the FY 2024/2025

Annexure 3 - Letter forwarding the proposed budget ceiling for constituencies for the FY 2024/2025

Annexure 4 - Proposed budget ceiling for constituencies for the FY 2024/2025

Annexure 5 – Budget ceiling schedule per constituency

1. CHAIRPERSON'S FOREWORD

The National Government Constituency Development Fund Board, vide a letter Ref. NG-CDF/CEO/NASC/VOL.VI (08) dated 6th September 2024, submitted the proposed budget ceiling for constituencies for the Financial Year 2024/2025 to the Committee on National Government Constituency Development Fund.

As required by Section 6(1) of the NG-CDF Act, Cap 414A, the Board, with the approval of the Committee, is mandated to allocate funds to each constituency annually, in accordance with Section 34 of the Act.

In compliance with these provisions, the Board finalized the budget ceiling for each constituency for the Financial Year 2024/2025 and submitted it to the Committee for approval and subsequent tabling in the House. After review, the Committee approved the proposed budget ceiling.

It is, therefore, my distinct privilege and honor, on behalf of the Committee, to present to this House the Report on the Committee's consideration and approval of the proposed budget ceiling for each constituency for the Financial Year 2024/2025.

SIGNED..........DATE..........

HON. MUSA SIRMA CHERUTICH, EGH, MP

CHAIRPERSON

SELECT COMMITTEE ON NATIONAL GOVERNMENT CONSTITUENCIES
DEVELOPMENT FUND

2.2 Committee Secretariat

4. The Committee is facilitated by the following staff:

Mr. Emmanuel Muyodi
Clerk Assistant I

Mr. Letaya Morintat
Clerk Assistant III

Ms. Purity Macharia
Clerk Assistant III

Ms. Peninnah Simiren
Legal Counsel II

Mr. Chelang'a Maiyo
Research Officer I

Mr. Eric Kanyi
Fiscal Analyst I

Mr. Murimi Mwangi
Media Relations Officer III

Mr. Bonface Mugambi
Serjeant-At-Arms

Ms. Mayan Gabow
Public Communications Officer III

Ms. Shamsa A. Abdi
Research Officer III

Ms. Rehema koech
Audio Officer

3 PROPOSED BUDGET CEILING FOR CONSTITUENCIES FOR THE FINANCIAL YEAR 2024/2025

Legal basis for determining the budget ceilings for constituencies

5. Section 6 (1) of the National Government Constituencies Development Fund Act, Cap 414A (“the Act”) provides that the National Government Constituencies Development Fund Board (“the Board”) shall, with the approval of the relevant Committee of the National Assembly, allocate funds for every constituency in each financial year in accordance with Section 34 (1).
6. Section 34 of the Act provides for basis for budget ceiling which it states that—
 - (1) *“The budget ceiling for each constituency shall be-*
 - (a) *three quarters of the amount specified in section 4(1) divided equally among all constituencies;*
 - (b) *an amount equal to a quarter of the amount specified in section 4(1) divided among all constituencies taking into account the number of wards in each constituency;*
 - (ba) *An amount that ensures that the total allocation to a constituency is not less than the amount allocated to the constituency in the preceding financial year;*
and
 - (c) *subject to the provisions of section 8(1) and 23(1)”.*
 - (2) *The Chairperson of the National Assembly Committee shall table in the National Assembly a schedule showing the ceiling for each constituency, which shall be determined in accordance with subsection (1).*
7. Section 8(1) of the Act provides for Emergency Reserve which it states that –
 - (1) *“A portion of the fund equivalent to five percent (referred to as “Emergency Reserve”) shall remain unallocated and shall be available for emergencies that may occur within the constituency”*
8. Section 23(1) of the Act provides for Finances of the Board which it states that:
 - (1) *“The expenditure for running the Board and related purposes shall be set aside at the beginning of the financial year and not more than five (5) percent of the total allocation to*

the fund in the financial year may be used for this purpose, the annual budget of which shall be approved by the Cabinet Secretary with the concurrence of the National Assembly Committee.”

9. As per the 2024/2025 Budget the National Government Constituencies Development Fund was allocated KSh. 68,232,917,681, this amount was inclusive of carry overs of the Financial Year 2023/2024.
10. The Financial Year 2024/2025 allocation to the National Government Constituencies Development Fund is 54.777 billion. This means that the amount allocated through the budget is 2.5% of the share of National Government revenue of Ksh 2.191081 trillion and therefore meets the criteria of a minimum of 2.5 % of the National Government share of revenue.

Trend in Allocation to the Fund

11. Allocation to the Fund in 2024/2025 financial year slightly increased by 2.3% from KSh.53.53 billion in 2023/2024 up to KSh.54.777 billion. The figures below shows the trend in allocation to the Fund from 2003/2004 Financial Year to 2024/2025 Financial Year.

FINANCIAL YEAR	Amount Allocated To The Fund (Kshs in Billions)	Percentage Change in Allocation to the Fund
2003/2004	1.26	-
2004/2005	5.6	344.4%
2005/2006	7.25	29.5%
2006/2007	10.04	38.5%
2007/2008	10.1	0.6%
2008/2009	10.1	0.0%
2009/2010	12.33	22.1%
2010/2011	14.28	15.8%
2011/2012	22.98	60.9%
2012/2013	21.76	-5.3%
2013/2014	23.06	6.0%
2014/2015	33.21	44.0%
2015/2016	35.21	6.0%
2016/2017	25	-29.0%
2017/2018	29.8	19.2%

2018/2019	33.2	11.4%
2019/2020	41.75	25.8%
2020/2021	41.71	-0.1%
2021/2022	41.71	0.0%
2022/2023	44.29	6.2%
2023/2024	53.53	20.9%
2024/2025	54.777	2.3%

Proposed allocation of funds to the Board and the 290 Constituencies

12. As provided for in Section 6(1) of the Act, the Board with the approval of the relevant Committee of the National Assembly is required to allocate funds for every constituency in each financial year in accordance with Section 34 of the Act.
13. Further section 23(1) provides for the Board expenditures which are drawn from the Fund. The allocation is as follows:
 - i. The total budgetary allocation to the Fund for the 2024/2025 is Ksh. 68,232,917,681.00 inclusive of carry overs from the Financial Year 2023/2024.
 - ii. Carry overs for 2023/2024 Financial Year as provided is Ksh. 13,455,900,000. This implies that the net allocation for the 2024/2025 Financial Year is Ksh. 54,777,017,681.
 - iii. Proposed allocation to the NG-CDF Board is Ksh. 2,738,850,884.05.
 - iv. Constituencies' shareable allocation is therefore KSh. 52,038,166,796.95.
14. This is calculated by deducting the expenditure for running of the Board and related purposes from the amount allocated to the Fund.
15. This allocation is subjected to the criteria for determining the Budget ceilings for each constituency as outlined in section 34 of the Act.
16. The shareable allocation is subjected to the above criteria as follows:
 - i. Equal share (75% of KSh. 52,038,166,796.95) = KSh. 39,028,625,097.71
 - ii. This amount is then divided equally to all constituencies as follows:

Ksh. $39,028,625,097.71 \div 290 = 134,581,465.85$ per constituency

- iii. The amount to be allocated based on the number of wards per constituency is equivalent to (25% of KSh. 52,038,166,796.95) = KSh. 13,009,541,699.24

17. Based on the Financial Year 2024/2025 Fund net allocation of KSh. 54,777,017,681 the budget ceiling for each Constituency from the shareable allocation inclusive of the emergency funds will be as follows:

No. of Wards Per Constituency	Equal Share per constituency (Ksh.)	Allocation per constituency based on number of Wards (Ksh.)	Grand allocation (Ksh.)	No. of Constituencies per each category
3	134,581,465.85	26,916,293.17	161,497,759.02	21
4	134,581,465.85	35,888,390.89	170,469,856.74	79
5	134,581,465.85	44,860,488.62	179,441,954.47	106
6	134,581,465.85	53,832,586.34	188,414,052.19	54
7	134,581,465.85	62,804,684.07	197,386,149.92	23
8	134,581,465.85	71,776,781.79	206,358,247.64	7

Table 1

18. As illustrated in the Table 1 above, 7 Constituencies will receive the highest allocation Ksh. 206,358,247.64 in the Financial Year 2024/2025 up from Kshs.201,666,082 in Financial Year 2023/2024 while 21 constituencies will receive the lowest allocation at Ksh. 161,497,759.03 in Financial Year 2024/2025 up from Ksh.157,825,629 in Financial Year 2023/2024.
- v. Emergency reserve has been allocated Ksh. 2,738,850,884.05 which is an equivalent to 5% of the total Fund of Ksh. 54,777,017,681.
19. Constituencies shall not allocate the portion allocated for the Emergency Reserve in conformity with Section 8(1) and demarcate it from the amount available to each constituency for allocation to projects prioritised by the NG-CDF Committee.
20. The allocation for each Constituency for emergency purposes has been calculated by subjecting the Fund's allocation for emergency to the sharing criteria as provided in Section 34 of the Act.

21. The emergency allocation is subjected to the above criteria as follows:

- Equal share (75% of Ksh. 2,738,850,884.05) = Ksh. 2,054,138,163.04
- This amount is then divided equally to all constituencies as follows:

$$2,054,138,163.04 \div 290 = 7,083,235.04$$

- The amount to be allocated based on the number of wards per constituency is equivalent to (25% of Ksh. 2,738,850,884.05) = Ksh. 684,712,721.01

No. of Wards Per Constituency	Equal Shar eper constituency (Ksh.)	Allocation per constituency based on number of Wards (Ksh.)	Total allocation (Ksh.)	No. of Constituencies per each category
3	7,083,235.04	1,416,647.01	8,499,882.05	21
4	7,083,235.04	1,888,862.68	8,972,097.72	79
5	7,083,235.04	2,361,078.35	9,444,313.39	106
6	7,083,235.04	2,833,294.02	9,916,529.06	54
7	7,083,235.04	3,305,509.69	10,388,744.73	23
8	7,083,235.04	3,777,725.36	10,860,960.40	7

Table 2

22. In summary the allocation of funds to projects and the emergency reserve is as shown in Table 3

No. of Wards Per Constituency	Grand allocation (Ksh.)	Emergenc yReserve (Ksh.)	Amount to be allocated to projects (Ksh.)	No. of Constituencie s per each category
3	161,497,759.03	8,499,882.05	152,997,876.97	21
4	170,469,856.75	8,972,097.72	161,497,759.03	79
5	179,441,954.47	9,444,313.39	169,997,641.08	106
6	188,414,052.20	9,916,529.06	178,497,523.13	54
7	197,386,149.92	10,388,744.73	186,997,405.19	23
8	206,358,247.64	10,860,960.40	195,497,287.24	7

Table 3

23. Further analysis indicates that the proposed budget ceilings for each constituency will result in a slight increase in allocation per constituency in Financial Year 2024/2025 compared to the allocation in Financial Year 2023/2024 for all Constituencies. The difference between what constituencies will receive in Financial Year 2024/2025 and Financial Year 2023/2024 ranges from Ksh. 3,672,130.03 to Ksh. 4,692,165.64 as shown Table 4:

No. of Wards Per Constituency	Amount allocated in Financial Year 2024/2025 (Kshs.)	Amount allocated in Financial Year 2023/2024 (KShs.)	Increase in allocation per Constituency (KShs)	Percentage Increase
3	161,497,759.03	157,825,629	3,672,130.03	2.33%
4	170,469,856.75	166,593,720	3,876,136.75	2.33%
5	179,441,954.47	175,361,810	4,080,144.47	2.33%
6	188,414,052.20	184,129,901	4,284,151.20	2.33%
7	197,386,149.92	192,897,991	4,488,158.92	2.33%
8	206,358,247.64	201,666,082	4,692,165.64	2.33%

Table 4

Appropriation in Aid (A-I-A) from constituencies

24. Section 12(6) and 12(9) of the Act provides that any accruing revenues, receipts, interest and liabilities to the constituency account and the balances thereof at the end of each financial year shall be returned to the Constituency Account and shall be declared to the Board together with the annual returns. Section 36(6) of the Act also provides that the NG-CDF Committee shall declare any accruing revenue from any constituency account through their annual returns and shall be considered and reflected as part of the constituency fund for that Financial Year.
25. Pursuant to the above provisions, 29 constituencies declared their A-I-A amounting to a total of Kshs.2,938,009.45. The relevant supporting documents were provided. Kajiado North Constituency declared the highest at Kshs.456,417.05 followed by Kieni Constituency at Kshs.304,000.00 and Voi Constituency at Kshs.235,591.15.

4 COMMITTEE OBSERVATION


26. Having reviewed the budget ceiling for the constituencies for the Financial Year 2024/2025, the Committee observed that the allocations to the Fund and the proposed budget ceiling for the constituencies were in compliance with the National Government Constituencies Development Fund Act, Cap. 414A.

5 COMMITTEE RECOMMENDATION

27. Arising from its review, the Committee approves the budget ceiling for constituencies for the Financial Year 2024/2025 and further directs the National Government Constituencies Development Fund Board to request constituencies to commence submitting project proposals for the FY 2024/2025 for approval.

SIGNED.....*Alc*.....DATE.....*19/9/2024*.....

HON. MUSA SIRMA CHERUTICH, EGH, MP
CHAIRPERSON
SELECT COMMITTEE ON NATIONAL GOVERNMENT CONSTITUENCIES
DEVELOPMENT FUND

 THE NATIONAL ASSEMBLY PAPERS LAID	
DATE: 24 SEP 2024	
DAY: Tuesday	
TABLED BY:	Hon. Musa Sirma (Chairperson, Committee on NGDF)
CLERK-AT THE TABLE:	Anastacia

Amekwe 1

REPUBLIC OF KENYA



NATIONAL ASSEMBLY
THIRTEENTH PARLIAMENT

NATIONAL GOVERNMENT CONSTITUENCIES DEVELOPMENT FUND COMMITTEE

ADOPTION SCHEDULE

We, the undersigned Members of the National Constituencies Development Fund Committee, today 17/9/2024 do hereby affix our signatures to this **REPORT ON THE PROPOSED BUDGET CEILING FOR CONSTITUENCIES FOR THE FINANCIAL YEAR 2024/2025** to affirm our approval and confirm accuracy, validity, and authenticity: -

NO.	NAME	SIGNATURE
1	The Hon. Musa Sirma Cherutich, E.G.H, MP (Chairperson)	<i>Verbal</i>
2	The Hon. Eng. Tandaza Kassim Sawa, MP (Vice-Chairperson)	<i>Verbal</i>
3	The Hon. (Dr.) Ogolla Gideon Ochanda MP	<i>Verbal</i>
4	The Hon. Owuor Joshua Aduma, MP	<i>Verbal</i>
5	The Hon Akuja Protus Ewesit, MP	<i>Verbal</i>
6	The Hon Elachi Beatrice Kadeversia CBS, MP	<i>Verbal</i>
7	The Hon. Mukhwana Titus Khamala, MP	<i>Verbal</i>
8	The Hon. Mwalyo Joshua Mbithi, MP	<i>Verbal</i>
9	The Hon. Nyamita Mark Ogolla, MP	<i>Verbal</i>
10	The Hon. Owino John Walter, MP	<i>Verbal</i>
11	The Hon Oyula Joseph H. Maero, MP	<i>Verbal</i>
12	The Hon. Wambilianga Catherine Nanjala, MP	<i>Verbal</i>
13	The Hon. Gisairo Clive Ombane, MP	<i>Verbal</i>
14	The Hon. Kiprono Mutai Alfred, MP	<i>Verbal</i>
15	The Hon. Machele Mohamed Soud, MP	<i>Verbal</i>
16	The Hon. Maina Jane Njeri, MP	<i>Verbal</i>
17	The Hon. Nduyo Susan Ngugi, MP	<i>Verbal</i>
18	The Hon Wainaina Antony Njoroge, MP	<i>Verbal</i>

**MINUTES OF THE 34TH SITTING OF THE NATIONAL GOVERNMENT CONSTITUENCIES
DEVELOPMENT FUND COMMITTEE HELD IN NG-CDF BOARDROOM- HARAMBEE SACCO
BUILDINGS ON TUESDAY 17TH SEPTEMBER 2024 AT 12:00 NOON**

PRESENT

- | | |
|--|------------------|
| 1. Hon. Musa Sirma Cherutich, EGH, MP | Chairperson |
| 2. Hon. Eng. Kassim Sawa Tandaza, MP | Vice-Chairperson |
| 3. Hon. Gisairo Clive Ombane, MP | Chairing |
| 4. Hon. Susan Ngugi Nduyo, MP | |
| 5. Hon. Dr Ogolla Gideon Ochanda, MP | |
| 6. Hon. Owuor Joshua Aduma, MP | |
| 7. Hon. Protus Ewesit Akuja, MP | |
| 8. Hon. Elachi Beatrice Kadeversia, MP | |
| 9. Hon. Joshua Mbithi Mwalyo, MP | |
| 10. Hon. Nyamita Mark Ogolla, MP | |
| 11. Hon. Owino John Walter, MP | |
| 12. Hon. Oyula Joseph H. Maero, MP | |
| 13. Hon. Mukhwana Titus Khamala, MP | |
| 14. Hon. Antony Njoroge Wainaina, MP | |
| 15. Hon. Machele Mohamed Soud, MP | |

APOLOGIES

1. Hon. Wambilianga Catherine Nanjala, MP
2. Hon. Alfred Mutai Kiprono, MP
3. Hon. Maina Jane Njeri, MP

NATIONAL ASSEMBLY SECRETARIAT

- | | |
|--------------------------|--|
| 1. Mr. Fredrick Muthengi | Deputy Director- Parliamentary Budget Office |
| 2. Mr. Emmanuel Muyodi | Clerk Assistant I |
| 3. Ms. Purity Macharia | Clerk Assistant III |
| 4. Ms. Penina Simiren | Legal Counsel II |
| 5. Ms. Shamsa Ahmed | Research Officer III |
| 6. Mr. Murimi Mwangi | Media Relations Officer III |
| 7. Ms. Maryan Gabow | Public Communications Officer III |
| 8. Ms. Rhoda Muchori | Hansard Officer III |
| 9. Ms. Rehema Koech | Audio Officer |
| 10. Mr. Bonface Mugambi | Serjeant at Arms |

IN ATTENDANCE FROM THE NG-CDF BOARD

- | | |
|-------------------------|---------------------------------|
| 1. Ms. Ann Mulea | Manager Research and Statistics |
| 2. Ms. Christine Nadzua | Ag. Manager Field Operations |
| 3. Mr. Victor Awino | Research Officer |

AGENDA

1. Prayers
2. Preliminaries
 - i. Introductions
 - ii. Adoption of the Agenda
 - iii. Confirmation of the previous minutes
3. Matters Arising
4. **Meeting with NG-CDF Board to deliberate on the proposed constituencies budget ceiling for FY 2024/2025**
5. **Consideration and adoption of proposed constituencies budget ceiling for FY 2024/2025**
6. Any Other Business
7. Adjournment

MIN NO. NA/DAA&GPC/NG-CDF/2024/205

PRELIMINARIES

The Chairperson called the meeting to order at 12:20 pm and said a word of prayer followed by introductions.

MIN NO. NA/DAA&GPC/NG-CDF/2024/206

ADOPTION OF THE AGENDA

The agenda was adopted having been proposed by Hon. Owuor Joshua Aduma, MP and seconded by Hon. Elachi Beatrice Kadeversia, MP.

MIN NO. NA/DAA&GPC/NG-CDF/2024/207

CONFIRMATION OF THE PREVIOUS MINUTES

The agenda was deferred to the next meeting.

MIN NO. NA/DAA&GPC/NG-CDF/2024/208

MATTERS ARISING

There were no matters arising.

MIN NO. NA/DAA&GPC/NG-CDF/2024/209

MEETING WITH NG-CDF BOARD TO DELIBERATE ON THE PROPOSED CONSTITUENCIES BUDGET CEILING FOR FY 2024/2025

Following the presentation by the NG-CDF Board on the budget ceiling for the constituencies for the Financial Year 2024/2025, the Committee observed that the allocations to the Fund and the

proposed budget ceilings for the constituencies were in compliance with the National Government Constituencies Development Fund Act, Cap. 414A.

Consequently, the approved the budget ceiling for constituencies for the Financial Year 2024/2025

MIN NO. NA/DAA&GPC/NG-CDF/2024/210

**CONSIDERATION AND ADOPTION OF THE
REPORT ON THE PROPOSED
CONSTITUENCIES BUDGET CEILING FOR FY
2024/2025**

The Committee considered and adopted the Report on the budget ceiling for the constituencies for the Financial Year 2024/2025 after being proposed by Hon. Elachi Beatrice Kadeversia, MP, and seconded by Hon. Dr. Ogolla Gideon Ochanda, MP.

MIN NO. NA/DAAOSC/NG-CDF/2024/211

ADJOURNMENT

There being no other business, the meeting was adjourned at 1:30 pm. The next meeting will be held on notice.

SIGNED:



**HON. MUSA CHERUTICH SIRMA, EGH, MP
CHAIRPERSON**

DATE:

19/9/2024

Annex 3



NG-CDF BOARD

National Government Constituencies Development Fund Board

Ukulima Co-op house, 5th and 6th Floor

Harambee Co-op Plaza, 5th, 6th & 10th Floor

Junction of Haile Selassie Avenue & Uhuru Highway

P.O Box 46682-00100

Nairobi, Kenya

Tel: 0709894000

Email: info@ngcdf.go.ke | Website: www.ngcdf.go.ke

(1) MUYOPI

Please
keep
for

10/9/24

NG-CDFB/CEO/NASC/VOL VI (08)

6th September 2024

Mr. Samuel Njoroge, CBS
Clerk of the National Assembly
P.O Box 41482-00100
NAIROBI


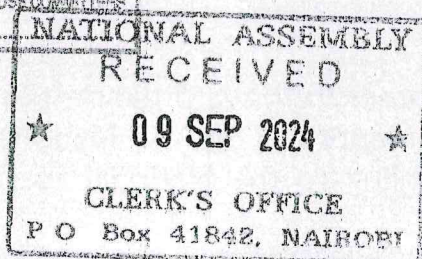
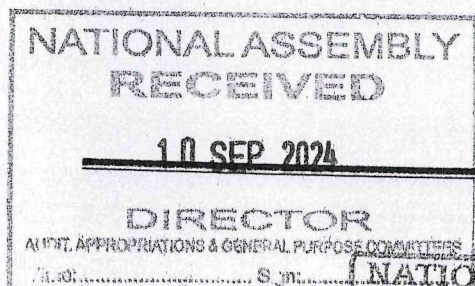
Dear Sir

RE: PROPOSED BUDGET CEILING FOR EACH CONSTITUENCY FOR THE 2024/2025 FINANCIAL YEAR

(1) DAREGPI
DUP
This should be referred to the H.A. CoF Committee. The DUP will come taking up the Assembly of the House to discuss the proposed H.A. CoF Budget 9/9/24

The National Government Constituencies Development Fund (NG-CDF) is established under Section 4(1) of the NG-CDF Act, 2015 as amended in 2023, as a National Fund consisting of monies of an amount not less than 2.5% (two and half per centum) of all National Government's share of revenue as divided by the annual Division of Revenue Act enacted pursuant to Article 218 of the Constitution; and additionally comprises any monies accruing to or received by the Board from any other source.

As per 2024/2025 Budget Estimates, the National Government Constituencies Development Fund was allocated **KSh. 68,232,917,681**. This was confirmed by the State Department for Economic Planning vide its *Letter Ref. No. TNTEP/SDEP/3/41 dated 13th August 2024*. Further communication from the National Treasury through the Principal Secretary - State Department for Economic Planning (*Letter Ref. No. TNTEP/SDEP/4/11 dated 27th August 2024*) indicated that this amount was inclusive of carry overs from the 2023/2024 Financial Year. The net allocation to the Fund for the 2024/2025 Financial Year as provided in the letter is **Ksh. 54.777 Billion**.



1. Introduction

The National Government Constituencies Development Fund (NG-CDF) is established under Section 4(1) of the NG-CDF Act, 2015 as amended in 2023, as a National Fund consisting of monies of an amount not less than 2.5% (two and half per centum) of all National Government's share of revenue as divided by the annual Division of Revenue Act enacted pursuant to Article 218 of the Constitution; and additionally comprises any monies accruing to or received by the Board from any other source.

2. Legal Framework for determining the Budget Ceilings for each Constituency

Section 6 (1) of the NG-CDF Act 2015 as amended in 2023 requires that the Board shall, with the approval of the relevant Committee of the National Assembly, allocate funds for every constituency in each financial year in accordance with Section 34 (1).

Section 34 on the other hand states that:

- (1) *"The budget ceiling for each constituency shall be-*
 - a) three quarters of the amount specified in section 4(1) divided equally among all constituencies;*
 - b) an amount equal to a quarter of the amount specified in section 4(1) divided among all constituencies taking into account the number of wards in each constituency;*
 - (ba) An amount that ensures that the total allocation to a constituency is not less than the amount allocated to the constituency in the preceding financial year; and*
 - c) subject to the provisions of section 8(1) and 23(1)".*
- (2) *The Chairperson of the National Assembly Committee shall table in the National Assembly a schedule showing the ceiling for each constituency, which shall be determined in accordance with subsection (1)*

Section 8(1) on Emergency Reserve states:

"A portion of the fund equivalent to five percent (referred to as "Emergency Reserve") shall remain unallocated and shall be available for emergencies that may occur within the constituency"

Section 23(1) states that:

"The expenditure for running the Board and related purposes shall be set aside at the beginning of the financial year and not more than five (5) percent of the total allocation to the fund in the financial year may be used for this purpose, the annual budget of which shall be approved by the Cabinet Secretary with the concurrence of the National Assembly Committee".

Appropriations in Aid (A-I-A)

The Public Finance Management (PFM) Act 2012 defines A-I-A as follows:

"Appropriation-in-Aid" means any revenue which a national government entity receives and is approved by Parliament for application by that entity to finance its activities".

Regulation 43 of the PFM Act Regulations, 2015 states that an Accounting Officer shall:

"(c) Ensure all appropriation-in-aid due to national government entity are collected and properly accounted for in accordance with the relevant laws, rules and regulations".

Section 12(9) of the NG-CDF Act on the other hand states that:

"Any accruing revenues, interest and liability from any constituency account shall be declared to the Board together with annual returns".

In line with the provisions of Section 12(9) read together with Section 4(1) of the NG-CDF Act, the monies received by Constituencies as Appropriation in Aid (A-I-A) form part of the Fund.

In this regard, the Management requested all Fund Account Managers to submit information on A-I-A collected in each constituency as at 30th June, 2024. Twenty-nine (29) Constituencies submitted the required information; hence the amounts have been incorporated in the Budget ceilings of the respective constituencies.

3. 2024/2025 Financial Year Allocation

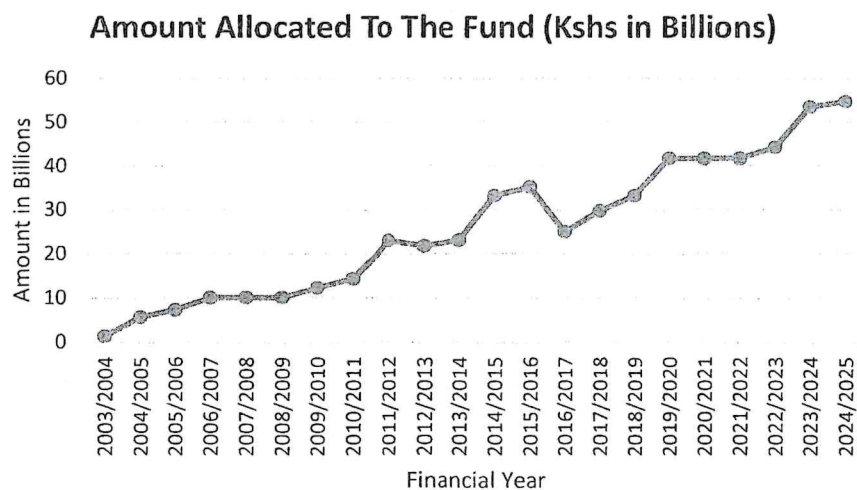
As per 2024/2025 Budget the National Government Constituencies Development Fund was allocated KSh. 68,232,917,681. This was confirmed by the State Department for Economic Planning vide its *Letter Ref. No. TNTEP/SDEP/3/41 dated 13th August 2024*. Further communication from the National Treasury (*Letter Ref. No. TNTEP/SDEP/4/11 dated 27th August 2024*) indicated that this amount was inclusive carry overs of 2023/2024.

The 2024/2025 FY Allocation to NG-CDF is **54.777 Billion**. This means that the amount allocated through the budget is 2.5 per cent of the share of National Government revenue and therefore meets the criteria of a minimum of 2.5 % of the National Government share of revenue of **Ksh 2.191081 Trillion**

Trend in Allocation to the Fund

Allocation to the Fund in 2024/2025 financial year slightly increased by 2.3 percent from KSh.53.53 billion in 2023/2024 up to KSh.54.777. The figures below show the trend in allocation to the Fund from 2003/2004 financial year to 2024/2025 financial year.

FINANCIAL YEAR	Amount Allocated To The Fund (Kshs in Billions)	Percentage Change in Allocation to the Fund
2003/2004	1.26	-
2004/2005	5.6	344.4%
2005/2006	7.25	29.5%
2006/2007	10.04	38.5%
2007/2008	10.1	0.6%
2008/2009	10.1	0.0%
2009/2010	12.33	22.1%
2010/2011	14.28	15.8%
2011/2012	22.98	60.9%
2012/2013	21.76	-5.3%
2013/2014	23.06	6.0%
2014/2015	33.21	44.0%
2015/2016	35.21	6.0%
2016/2017	25	-29.0%
2017/2018	29.8	19.2%
2018/2019	33.2	11.4%
2019/2020	41.75	25.8%
2020/2021	41.71	-0.1%
2021/2022	41.71	0.0%
2022/2023	44.29	6.2%
2023/2024	53.53	20.9%
2024/2025	54.777	2.3%



4. Proposed allocation of funds to the Board and the 290 Constituencies

As provided for in Section 6(1) of the NG-CDF Act, the Board with the approval of the relevant Committee of the National Assembly is required to allocate funds for every constituency in each financial year in accordance with Section 34.

Further section 23(1) provides for Board expenditures which are drawn from the Fund.

The allocation is as follows:

- i. The total budgetary allocation to the Fund for the 2024/2025 is **KSh. 68,232,917,681.00 inclusive** of carry overs from 2023/2024
- ii. Carry overs for 2023/2024 Financial Years as provided is **KSh. 13,455,900,000**. This implies that the net allocation for the 2024/2025 Financial Year is **KSh. 54,777,017,681**
- iii. Allocation to NG-CDF Board is **KSh. 2,738,850,884.05**
- iv. Constituencies' shareable allocation is therefore **KSh. 52,038,166,796.95**

This is calculated by deducting the expenditure for running the Board and related purposes from the amount allocated to the Fund.

This allocation is subjected to the criteria for determining the Budget ceilings for each constituency as outlined in section 34 of the NG-CDF Act.

The shareable allocation is subjected to the above criteria as follows;

- Equal share (75% of **KSh. 52,038,166,796.95**) = **KSh. 39,028,625,097.71**
- This amount is then divided equally to all constituencies as follows:
KSh. 39,028,625,097.71 ÷ 290 = 134,581,465.85 per constituency
- The amount to be allocated based on the number of wards per constituency is equivalent to (25% of **KSh. 52,038,166,796.95**) = **KSh. 13,009,541,699.24**

Based on 2024/2025 NG-CDF net allocation of **KSh. 54,777,017,681** the budget ceiling for each Constituency from the shareable allocation **inclusive of the emergency funds** will be as follows;

No. of Wards Per Constituency	Equal Share per constituency (Ksh.)	Allocation per constituency based on number of Wards (Ksh.)	Grand allocation (Ksh.)	No. of Constituencies per each category
3	134,581,465.85	26,916,293.17	161,497,759.02	21
4	134,581,465.85	35,888,390.89	170,469,856.74	79
5	134,581,465.85	44,860,488.62	179,441,954.47	106
6	134,581,465.85	53,832,586.34	188,414,052.19	54
7	134,581,465.85	62,804,684.07	197,386,149.92	23
8	134,581,465.85	71,776,781.79	206,358,247.64	7

Table 1

As illustrated in the Table 1 above, seven (7) Constituencies will receive the highest allocation **Ksh. 206,358,247.64** in 2024/2025 FY up from **Kshs.201,666,082** in 2023/2024 FY while 21 will receive the lowest at **Ksh. 161,497,759.03** in 2024/2025 FY up from **Ksh.157,825,629** in 2023/2024 FY.

- v. Emergency allocation (This is equivalent to 5% of the total Fund of (KSh. 54,777,017,681) = **KSh. 2,738,850,884.05**

Constituencies shall leave the Emergency portion unallocated in conformity with Section 8(1) and demarcate it from the amount available to each constituency for allocation to projects prioritised by the NG-CDF Committee.

The allocation for each Constituency for emergency purposes has been calculated by subjecting the Fund's allocation for emergency to the sharing criteria as provided in Section 34 of the Act.

The emergency allocation is subjected to the above criteria as follows;

- Equal share (75% of **KSh. 2,738,850,884.05** = **KSh 2,054,138,163.04**
- This amount is then divided equally to all constituencies as follows:
2,054,138,163.04 ÷ 290 = 7,083,235.04
- The amount to be allocated based on the number of wards per constituency is equivalent to (25% of **KSh. 2,738,850,884.05**) = **KSh. 684,712,721.01**

No. of Wards Per Constituency	Equal Share per constituency (Ksh.)	Allocation per constituency based on number of Wards (Ksh.)	Total allocation (Ksh.)	No. of Constituencies per each category
3	7,083,235.04	1,416,647.01	8,499,882.05	21
4	7,083,235.04	1,888,862.68	8,972,097.72	79
5	7,083,235.04	2,361,078.35	9,444,313.39	106
6	7,083,235.04	2,833,294.02	9,916,529.06	54
7	7,083,235.04	3,305,509.69	10,388,744.73	23
8	7,083,235.04	3,777,725.36	10,860,960.40	7

Table 2

In summary the allocation of funds to projects and the emergency reserve is as shown in Table 3

No. of Wards Per Constituency	Grand allocation (Ksh.)	Emergency Reserve (Ksh.)	Amount to be allocated to projects (Ksh.)	No. of Constituencies per each category
3	161,497,759.03	8,499,882.05	152,997,876.97	21
4	170,469,856.75	8,972,097.72	161,497,759.03	79
5	179,441,954.47	9,444,313.39	169,997,641.08	106
6	188,414,052.20	9,916,529.06	178,497,523.13	54
7	197,386,149.92	10,388,744.73	186,997,405.19	23
8	206,358,247.64	10,860,960.40	195,497,287.24	7

Table 3

Further analysis indicates that the proposed budget ceilings for each constituency will result in a slight increase in allocation per constituency in 2024/2025 Financial Year compared to the allocation in 2023/2024 Financial Year for all Constituencies. The difference between what constituencies will receive in 2024/2025 Financial Year and 2023/2024 Financial Year ranges from KSh. 3,672,130.03 to KSh. 4,692,165.64 as shown Table 4:

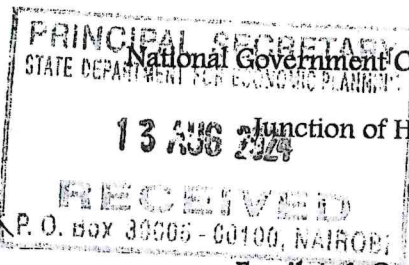
No. of Wards Per Constituency	Amount allocated in 2024/2025 Financial Year (Kshs.)	Amount allocated in 2023/2024 Financial Year (KShs.)	Increase in allocation per Constituency (KShs)	Percentage Increase
3	161,497,759.03	157,825,629	3,672,130.03	2.33%
4	170,469,856.75	166,593,720	3,876,136.75	2.33%
5	179,441,954.47	175,361,810	4,080,144.47	2.33%
6	188,414,052.20	184,129,901	4,284,151.20	2.33%
7	197,386,149.92	192,897,991	4,488,158.92	2.33%
8	206,358,247.64	201,666,082	4,692,165.64	2.33%

Table 4

5. Appropriation in aid (A-I-A) from constituencies

Section 12(6) and 12(9) of the NG-CDF Act 2015 as amended in 2023 provide that any accruing revenues, receipts, interest and liabilities to the constituency account and the balances thereof at the end of each financial year shall be returned to the Constituency Account and shall be declared to the Board together with the annual returns. Section 36(6) also provides that NG-CDF Committee shall declare any accruing revenue from any constituency account through their annual returns and shall be considered and reflected as part of the constituency fund for that Financial Year.

Pursuant to the above provisions, twenty-nine (29) constituencies declared their A-I-A amounting to a total of **KShs. 2,938,009.45**. The relevant supporting documents were provided. Kajiado North Constituency declared the highest at **KShs.456,417.05** followed by Kieni Constituency at **KShs.304,000.00** and Voi at **KShs.235,591.15**.



National Government Constituencies Development Fund Board
Harambee Cooperative Plaza, 5th Floor
Junction of Haile Selassie Avenue & Uhuru Highway
P.O Box 46682-00100
Nairobi, Kenya
| Cell: 0709894000
Email: info@ngcdf.go.ke | Website: www.ngcdf.go.ke

NGCDFB/CEO/SDEP /VOL.IV (46)

13TH AUGUST, 2024

Mr. James Muhati, CBS
Principal Secretary
State Department for Economic Planning
The National Treasury and Economic Planning
Treasury Building
P.O. Box 30005-00100
NAIROBI

Dear Sir,

RE: FINANCIAL YEAR 2024/2025 SUPPLEMENTARY ESTIMATES NO. 1

Reference is made to State Department for Economic Planning letter REF: TNTEP/SDEP/3/41 dated 13th August, 2024 on the above subject.

The Fund, through the supplementary budget was allocated Ksh 68,382,917,681 for the 2024/2025 financial year.

Over the 2023/2024 financial year, the Fund was allocated Ksh 57.9 billion. The total disbursements to the Fund during the financial year were of Ksh 44.5 billion. The arrears for 2023/24 therefore stand at Ksh. 13.5 billion.

The purpose of this letter therefore is to seek guidance on whether the pending disbursements of Ksh. 13.5 billion have been factored in the allocation for 2024/25 financial year.

Yours faithfully,

RAPHAEL NDUATI
FOR: CHIEF EXECUTIVE OFFICER

Vision: Equitable socio-economic development countrywide





REPUBLIC OF KENYA
**THE NATIONAL TREASURY AND ECONOMIC PLANNING
STATE DEPARTMENT FOR ECONOMIC PLANNING**

Telegrams "PLANNING" Nairobi
Fax No: 2218475
Telephone: 2252299
E-mail: ps@planning.go.ke
When replying please quote

Treasury Building
P.O. Box 30005-00100
NAIROBI

Ref. No. TNTEP/SDEP/3/41

13th August, 2024

Mr. Yusuf Mbuno

Chief Executive Officer

National Government Constituencies Development Fund Board

P.O Box 46682-0100

NAIROBI

CM-CPS

Please deal

15/08/2024

FINANCIAL YEAR 2024/2025 SUPPLEMENTARY ESTIMATES NO. 1

Reference is made to the above subject matter.

The National Assembly considered and approved the FY 2024/25 Supplementary Estimates No. 1, Supplementary Appropriation Bill No. 2 of 2024 (National Assembly Bill No. 39 of 2024) which H.E the President assented to, together with the consolidated Fund Warrant (Presidential Warrant) No. 2 of the FY 2024/25.

This is therefore, to officially communicate the FY 2024/2025 Supplementary Estimates No. 1 for your State Corporation. The breakdown of the allocation is as per the table below:

	Approved Estimates (FY2024/25)	Supplementary Estimates (FY2024/25)	Source of Financing
Recurrent Budget	150,000,000	150,000,000	
NGCDF BOARD	150,000,000	150,000,000	GoK
Development Budget	63,025,050,000	68,232,917,681	
National Government Constituency Fund (NGCDF)	63,025,050,000	68,232,917,681	GoK
Total Budget Allocation	63,175,050,000	68,382,917,681	

In this regard you are requested to note the approval of FY 2024/25 Supplementary Estimates No. 1 and align your activities and programmes within the approved allocations in the FY 2024/25 Supplementary Estimates No. 1.

Forwarded herewith, please find a copy of consolidated Fund Warrant No. 2 of the FY 2024/25 and National Treasury Circular No. 10/2024 dated 5th August 2024 on Guidelines for implementation of the Financial Year 2024/25 and the Medium Term Budget for your perusal and further necessary action.



Julia W. Ng'ang'a
CHIEF FINANCE OFFICER

Encl.



REPUBLIC OF KENYA
THE NATIONAL TREASURY AND ECONOMIC PLANNING
STATE DEPARTMENT FOR ECONOMIC PLANNING

Telegrams "PLANNING" Nairobi
Fax No: 2218475
Telephone: 2252299
E-mail ps@planning.go.ke
When replying please quote

Office of the Principal Secretary
Treasury Building
P.O. Box 30005-00100
NAIROBI

Ref. TNTEP/SDEP/4/11

27th August, 2024

Mr. Yusuf Mbuno
Chief Executive Officer
National Government Constituencies Development Fund
Nairobi

**REQUEST FOR CONFIRMATION OF THE FY 2024/25 BUDGETARY
ALLOCATION TO THE NATIONAL GOVERNMENT CONSTITUENCIES
DEVELOPMENT FUND**

Reference is made to the letter Ref. NGCDFB/CEO/SDEP/VOL.IV (46) dated 13th August 2024 and letter Ref. TNTEP/SDEP/3/53(1) dated 15th August 2024 which was forwarded to the National Treasury on the above subject.

The abovementioned letters requested the National Treasury to confirm whether the undisbursed funds for the National Government Constituencies Development Fund (NG-CDF) for the FY 2023/24 amounting to **KSh. 13.5billion** were included in the FY 2024/25 Supplementary Estimates No. 1.

The National Treasury through letter Ref. DV/ES 1072/24/01 'A' (7) dated 21st August 2024 has written to inform that the rejection of the Finance Bill, 2024 created an initial financing gap amounting to **KSh. 346.0billion**. This gap was later firmed up to **KSh. 344.3billion**. To close the initial financing gap, the FY 2024/25 Budget Estimates were rationalized by **KSh. 178.8billion**. Out of this amount **KSh. 138.5billion** was a reduction on GoK funded projects of which NG-CDF was rationalized by **KSh. 8.2billion**. The analysis is as indicated in Table 1 below.

**Table 1: Costing of the Revised Allocation for NG-CDF in the 2024/25
Supplementary Estimate No 1**

No.	Item	Amount (KSh. Million)
1.	Approved Ordinary Revenue	2,917,198.0
	Less	
	Revenue loss as a result of Rejection of Finance Bill 2024	346,000.0

No.	Item	Amount (KSh. Million)
	County Sharable Revenue	380,117.0
2.	Revised Ordinary Revenue	2,191,081.0
	Of which	
3.	NG-CDF 2.5% of National Government Ordinary Revenue	54,777.0
4.	Printed NG-CDF	63,025.1
5.	Less the Revised NG-CDF as a result of Rejection of Finance Bill	54,777.0
6.	Rationalized Amount	8,248.0
7.	FY 2024/25 Supplementary Estimates No. 1 Revised NG-CDF	
	Revised NG-CDF as a result of Rejection of Finance Bill	54,777.0
	Add FY 2023/24 Carry Overs	13,455.9
8.	Total	68,232.9
<i>*Memo Note: The costing of the NG-CDF is based on the initial revenue loss of KSh.346billion</i>		

The purpose of this letter therefore is to inform you as above and confirm that the budgetary allocation to NG-CDF for FY 2024/25 amounting to **KSh. 68,232.9million** is inclusive of carry overs from the FY 2023/24 as indicated in the above table.



James Muhati, CBS
PRINCIPAL SECRETARY

Annex 5

Annex: Budget Ceiling Schedule per Constituency

IEBC Code No	County (A)	Constituency (B)	No of Wards (C)	Amount based on Equal Allocation (Ksh) (D)	Amount based on No. of wards (Ksh) (E)	A-I-A (Ksh) (F)	Total Amount Available to each Constituency (Ksh) (G=D+E+F)	Emergency Reserve (Ksh) (H)	Amount available for allocation to projects (Ksh) (I=G+H)	Grand Total (Ksh) (J)
1	Mombasa	Changamwe	5	134,581,465.85	44,860,488.62		179,441,954.47	9,444,313.39	169,997,641.08	179,441,954.47
2	Mombasa	Jomvu	3	134,581,465.85	26,916,293.17		161,497,759.02	8,499,879.31	152,997,879.71	161,497,759.02
3	Mombasa	Kisauni	7	134,581,465.85	62,804,684.07		197,386,149.92	10,388,744.73	186,997,405.19	197,386,149.92
4	Mombasa	Nyali	5	134,581,465.85	44,860,488.62		179,441,954.47	9,444,313.39	169,997,641.08	179,441,954.47
5	Mombasa	Likoni	5	134,581,465.85	44,860,488.62		179,441,954.47	9,444,313.39	169,997,641.08	179,441,954.47
6	Mombasa	Mvita	5	134,581,465.85	44,860,488.62		179,441,954.47	9,444,313.39	169,997,641.08	179,441,954.47
7	Kwale	Msambweni	4	134,581,465.85	35,888,390.89		170,469,856.74	8,972,097.72	161,497,759.02	170,469,856.74
8	Kwale	Lunga Lunga	4	134,581,465.85	35,888,390.89	5,000.00	170,474,856.74	8,972,097.72	161,502,759.02	170,474,856.74
9	Kwale	Matuga	5	134,581,465.85	44,860,488.62		179,441,954.47	9,444,313.39	169,997,641.08	179,441,954.47
10	Kwale	Kinango	7	134,581,465.85	62,804,684.07		197,386,149.92	10,388,744.73	186,997,405.19	197,386,149.92
11	Kilifi	Kilifi North	7	134,581,465.85	62,804,684.07		197,386,149.92	10,388,744.73	186,997,405.19	197,386,149.92
12	Kilifi	Kilifi South	5	134,581,465.85	44,860,488.62	26,000.00	179,467,954.47	9,444,313.39	170,023,641.08	179,467,954.47
13	Kilifi	Kaloleni	4	134,581,465.85	35,888,390.89	85,536.75	170,555,393.49	8,972,097.72	161,583,295.77	170,555,393.49
14	Kilifi	Rabai	4	134,581,465.85	35,888,390.89		170,469,856.74	8,972,097.72	161,497,759.02	170,469,856.74
15	Kilifi	Ganze	4	134,581,465.85	35,888,390.89		170,469,856.74	8,972,097.72	161,497,759.02	170,469,856.74
16	Kilifi	Malindi	5	134,581,465.85	44,860,488.62		179,441,954.47	9,444,313.39	169,997,641.08	179,441,954.47
17	Kilifi	Magarini	6	134,581,465.85	53,832,586.34	36,000.00	188,450,052.19	9,916,529.06	178,533,523.13	188,450,052.19
18	Tana River	Garsen	6	134,581,465.85	53,832,586.34		188,414,052.19	9,916,529.06	178,497,523.13	188,414,052.19
19	Tana River	Galole	4	134,581,465.85	35,888,390.89		170,469,856.74	8,972,097.72	161,497,759.02	170,469,856.74
20	Tana River	Bura	5	134,581,465.85	44,860,488.62		179,441,954.47	9,444,313.39	169,997,641.08	179,441,954.47
21	Lamu	Lamu East	3	134,581,465.85	26,916,293.17		161,497,759.02	8,499,879.31	152,997,879.71	161,497,759.02
22	Lamu	Lamu West	7	134,581,465.85	62,804,684.07		197,386,149.92	10,388,744.73	186,997,405.19	197,386,149.92

The Chief Executive Officer
National Government Constituencies
Development Fund Board
P. O. Box 46682 - 00100, Nairobi

IEBC Code No	County (A)	Constituency (B)	No of Wards (C)	Amount based on Equal Allocation (Ksh) (D)	Amount based on No. of wards (Ksh) (E)	A-I-A (Ksh) (F)	Total Amount Available to each Constituency (Ksh) (G=D+E+F)	Emergency Reserve (Ksh) (H)	Amount available for allocation to projects (Ksh) (I=G-H)	Grand Total (Ksh) (J)
23	Taita Taveta	Taveta	5	134,581,465.85	44,860,488.62		179,441,954.47	9,444,313.39	169,997,641.08	179,441,954.47
24	Taita Taveta	Wundanyi	4	134,581,465.85	35,888,390.89		170,469,856.74	8,972,097.72	161,497,759.02	170,469,856.74
25	Taita Taveta	Mwatate	5	134,581,465.85	44,860,488.62		179,441,954.47	9,444,313.39	169,997,641.08	179,441,954.47
26	Taita Taveta	Voi	6	134,581,465.85	53,832,586.34	235,591.15	188,649,643.34	9,916,529.06	178,733,114.28	188,649,643.34
27	Garissa	Garissa Township	4	134,581,465.85	35,888,390.89		170,469,856.74	8,972,097.72	161,497,759.02	170,469,856.74
28	Garissa	Balambala	5	134,581,465.85	44,860,488.62		179,441,954.47	9,444,313.39	169,997,641.08	179,441,954.47
29	Garissa	Lagdera	6	134,581,465.85	53,832,586.34		188,414,052.19	9,916,529.06	178,497,523.13	188,414,052.19
30	Garissa	Dadaab	6	134,581,465.85	53,832,586.34		188,414,052.19	9,916,529.06	178,497,523.13	188,414,052.19
31	Garissa	Fafi	5	134,581,465.85	44,860,488.62		179,441,954.47	9,444,313.39	169,997,641.08	179,441,954.47
32	Garissa	Ijara	4	134,581,465.85	35,888,390.89		170,469,856.74	8,972,097.72	161,497,759.02	170,469,856.74
33	Wajir	Wajir North	7	134,581,465.85	62,804,684.07		197,386,149.92	10,388,744.73	186,997,405.19	197,386,149.92
34	Wajir	Wajir East	4	134,581,465.85	35,888,390.89		170,469,856.74	8,972,097.72	161,497,759.02	170,469,856.74
35	Wajir	Tarbaj	4	134,581,465.85	35,888,390.89		170,469,856.74	8,972,097.72	161,497,759.02	170,469,856.74
36	Wajir	Wajir West	4	134,581,465.85	35,888,390.89		170,469,856.74	8,972,097.72	161,497,759.02	170,469,856.74
37	Wajir	Eldas	4	134,581,465.85	35,888,390.89		170,469,856.74	8,972,097.72	161,497,759.02	170,469,856.74
38	Wajir	Wajir South	7	134,581,465.85	62,804,684.07		197,386,149.92	10,388,744.73	186,997,405.19	197,386,149.92
39	Mandera	Mandera West	5	134,581,465.85	44,860,488.62		179,441,954.47	9,444,313.39	169,997,641.08	179,441,954.47
40	Mandera	Banissa	5	134,581,465.85	44,860,488.62		179,441,954.47	9,444,313.39	169,997,641.08	179,441,954.47
41	Mandera	Mandera North	5	134,581,465.85	44,860,488.62		179,441,954.47	9,444,313.39	169,997,641.08	179,441,954.47
42	Mandera	Mandera South	5	134,581,465.85	44,860,488.62		179,441,954.47	9,444,313.39	169,997,641.08	179,441,954.47
43	Mandera	Mandera East	5	134,581,465.85	44,860,488.62		179,441,954.47	9,444,313.39	169,997,641.08	179,441,954.47

IEBC Code No	County (A)	Constituency (B)	No of Wards (C)	Amount based on Equal Allocation (Ksh) (D)	Amount based on No. of wards (Ksh) (E)	A-I-A (Ksh) (F)	Total Amount Available to each Constituency (Ksh) (G=D+E+F)	Emergency Reserve (Ksh) (H)	Amount available for allocation to projects (Ksh) (I=G-H)	Grand Total (Ksh) (J)
44	Mandera	Lafey	5	134,581,465.85	44,860,488.62		179,441,954.47	9,444,313.39	169,997,641.08	179,441,954.47
45	Marsabit	Moyale	7	134,581,465.85	62,804,684.07		197,386,149.92	10,388,744.73	186,997,405.19	197,386,149.92
46	Marsabit	North Horr	5	134,581,465.85	44,860,488.62		179,441,954.47	9,444,313.39	169,997,641.08	179,441,954.47
47	Marsabit	Saku	3	134,581,465.85	26,916,293.17		161,497,759.02	8,499,879.31	152,997,879.71	161,497,759.02
48	Marsabit	Laisamis	5	134,581,465.85	44,860,488.62		179,441,954.47	9,444,313.39	169,997,641.08	179,441,954.47
49	Isiolo	Isiolo North	7	134,581,465.85	62,804,684.07		197,386,149.92	10,388,744.73	186,997,405.19	197,386,149.92
50	Isiolo	Isiolo South	3	134,581,465.85	26,916,293.17		161,497,759.02	8,499,879.31	152,997,879.71	161,497,759.02
51	Meru	Igembe South	5	134,581,465.85	44,860,488.62		179,441,954.47	9,444,313.39	169,997,641.08	179,441,954.47
52	Meru	Igembe Central	5	134,581,465.85	44,860,488.62		179,441,954.47	9,444,313.39	169,997,641.08	179,441,954.47
53	Meru	Igembe North	5	134,581,465.85	44,860,488.62		179,441,954.47	9,444,313.39	169,997,641.08	179,441,954.47
54	Meru	Tigania West	5	134,581,465.85	44,860,488.62		179,441,954.47	9,444,313.39	169,997,641.08	179,441,954.47
55	Meru	Tigania East	5	134,581,465.85	44,860,488.62		179,441,954.47	9,444,313.39	169,997,641.08	179,441,954.47
56	Meru	North Imenti	5	134,581,465.85	44,860,488.62		179,441,954.47	9,444,313.39	169,997,641.08	179,441,954.47
57	Meru	Buuri	5	134,581,465.85	44,860,488.62		179,441,954.47	9,444,313.39	169,997,641.08	179,441,954.47
58	Meru	Central Imenti	4	134,581,465.85	35,888,390.89		170,469,856.74	8,972,097.72	161,497,759.02	170,469,856.74
59	Meru	South Imenti	6	134,581,465.85	53,832,586.34		188,414,052.19	9,916,529.06	178,497,523.13	188,414,052.19
60	Tharaka-Nithi	Maara	5	134,581,465.85	44,860,488.62		179,441,954.47	9,444,313.39	169,997,641.08	179,441,954.47
61	Tharaka-Nithi	Chuka/Igamba ng'ombe	5	134,581,465.85	44,860,488.62		179,441,954.47	9,444,313.39	169,997,641.08	179,441,954.47
62	Tharaka-Nithi	Tharaka	5	134,581,465.85	44,860,488.62		179,441,954.47	9,444,313.39	169,997,641.08	179,441,954.47
63	Embu	Manyatta	6	134,581,465.85	53,832,586.34		188,414,052.19	9,916,529.06	178,497,523.13	188,414,052.19
64	Embu	Runyenjes	6	134,581,465.85	53,832,586.34		188,414,052.19	9,916,529.06	178,497,523.13	188,414,052.19

The Chief Executive Officer
National Government Constituencies Development Fund Board
P.O. Box 16683 - 00100 Nairobi

IEBC Code No	County (A)	Constituency (B)	No of Wards (C)	Amount based on Equal Allocation (Ksh) (D)	Amount based on No. of wards (Ksh) (E)	A-1-A (Ksh) (F)	Total Amount Available to each Constituency (Kshs) (G=D+E+F)	Emergency Reserve (Ksh) (H)	Amount available for allocation to projects (I=G-H)	Grand Total (Ksh) (J)
65	Embu	Mbeere South	5	134,581,465.85	44,860,488.62		179,441,954.47	9,444,313.39	169,997,641.08	179,441,954.47
66	Embu	Mbeere North	3	134,581,465.85	26,916,293.17		161,497,759.02	8,499,879.31	152,997,879.71	161,497,759.02
67	Kitui	Mwingi North	5	134,581,465.85	44,860,488.62		179,441,954.47	9,444,313.39	169,997,641.08	179,441,954.47
68	Kitui	Mwingi West	4	134,581,465.85	35,888,390.89		170,469,856.74	8,972,097.72	161,497,759.02	170,469,856.74
69	Kitui	Mwingi Central	6	134,581,465.85	53,832,586.34		188,414,052.19	9,916,529.06	178,497,523.13	188,414,052.19
70	Kitui	Kitui West	4	134,581,465.85	35,888,390.89		170,469,856.74	8,972,097.72	161,497,759.02	170,469,856.74
71	Kitui	Kitui Rural	4	134,581,465.85	35,888,390.89		170,469,856.74	8,972,097.72	161,497,759.02	170,469,856.74
72	Kitui	Kitui Central	5	134,581,465.85	44,860,488.62		179,441,954.47	9,444,313.39	169,997,641.08	179,441,954.47
73	Kitui	Kitui East	6	134,581,465.85	53,832,586.34		188,414,052.19	9,916,529.06	178,497,523.13	188,414,052.19
74	Kitui	Kitui South	6	134,581,465.85	53,832,586.34		188,414,052.19	9,916,529.06	178,497,523.13	188,414,052.19
75	Machakos	Masinga	5	134,581,465.85	44,860,488.62		179,441,954.47	9,444,313.39	169,997,641.08	179,441,954.47
76	Machakos	Yatta	5	134,581,465.85	44,860,488.62		179,441,954.47	9,444,313.39	169,997,641.08	179,441,954.47
77	Machakos	Kangundo	4	134,581,465.85	35,888,390.89	33,000.00	170,502,856.74	8,972,097.72	161,530,759.02	170,502,856.74
78	Machakos	Matungulu	5	134,581,465.85	44,860,488.62		179,441,954.47	9,444,313.39	169,997,641.08	179,441,954.47
79	Machakos	Kathiani	4	134,581,465.85	35,888,390.89		170,469,856.74	8,972,097.72	161,497,759.02	170,469,856.74
80	Machakos	Mavoko	4	134,581,465.85	35,888,390.89		170,469,856.74	8,972,097.72	161,497,759.02	170,469,856.74
81	Machakos	Machakos Town	7	134,581,465.85	62,804,684.07		197,386,149.92	10,388,744.73	186,997,405.19	197,386,149.92
82	Machakos	Mwala	6	134,581,465.85	53,832,586.34		188,414,052.19	9,916,529.06	178,497,523.13	188,414,052.19
83	Makueni	Mbooni	6	134,581,465.85	53,832,586.34		188,414,052.19	9,916,529.06	178,497,523.13	188,414,052.19
84	Makueni	Kilome	3	134,581,465.85	26,916,293.17		161,497,759.02	8,499,879.31	152,997,879.71	161,497,759.02
85	Makueni	Kaiti	4	134,581,465.85	35,888,390.89		170,469,856.74	8,972,097.72	161,497,759.02	170,469,856.74
86	Makueni	Makueni	7	134,581,465.85	62,804,684.07		197,386,149.92	10,388,744.73	186,997,405.19	197,386,149.92
87	Makueni	Kibwezi West	6	134,581,465.85	53,832,586.34		188,414,052.19	9,916,529.06	178,497,523.13	188,414,052.19

The Chief Executive Officer
National Government Constituencies
Development Board
P.O. Box 10000, Nairobi

IEBC Code No	County (A)	Constituency (B)	No of Wards (C)	Amount based on Equal Allocation (Ksh) (D)	Amount based on No. of wards (Ksh) (E)	A-I-A (Ksh) (F)	Total Amount Available to each Constituency (Ksh) (G=D+E+F)	Emergency Reserve (Ksh) (H)	Amount available for allocation to projects (Ksh) (I=G-H)	Grand Total (Ksh) (J)
88	Makueni	Kibwezi East	4	134,581,465.85	35,888,390.89		170,469,856.74	8,972,097.72	161,497,759.02	170,469,856.74
89	Nyandarua	Kinangop	8	134,581,465.85	71,776,781.79		206,358,247.64	10,860,960.40	195,497,287.24	206,358,247.64
90	Nyandarua	Kipipiri	4	134,581,465.85	35,888,390.89		170,469,856.74	8,972,097.72	161,497,759.02	170,469,856.74
91	Nyandarua	Oi Kalou	5	134,581,465.85	44,860,488.62		179,441,954.47	9,444,313.39	169,997,641.08	179,441,954.47
92	Nyandarua	Oi Joro Orok	4	134,581,465.85	35,888,390.89		170,469,856.74	8,972,097.72	161,497,759.02	170,469,856.74
93	Nyandarua	Ndaragwa	4	134,581,465.85	35,888,390.89		170,469,856.74	8,972,097.72	161,497,759.02	170,469,856.74
94	Nyeri	Tetu	3	134,581,465.85	26,916,293.17		161,497,759.02	8,499,879.31	152,997,879.71	161,497,759.02
95	Nyeri	Kieni	8	134,581,465.85	71,776,781.79	304,000.00	206,662,247.64	10,860,960.40	195,801,287.24	206,662,247.64
96	Nyeri	Mathira	6	134,581,465.85	53,832,586.34		188,414,052.19	9,916,529.06	178,497,523.13	188,414,052.19
97	Nyeri	Othaya	4	134,581,465.85	35,888,390.89		170,469,856.74	8,972,097.72	161,497,759.02	170,469,856.74
98	Nyeri	Mukurweini	4	134,581,465.85	35,888,390.89		170,469,856.74	8,972,097.72	161,497,759.02	170,469,856.74
99	Nyeri	Nyeri Town	5	134,581,465.85	44,860,488.62		179,441,954.47	9,444,313.39	169,997,641.08	179,441,954.47
100	Kirinyaga	Mwea	8	134,581,465.85	71,776,781.79		206,358,247.64	10,860,960.40	195,497,287.24	206,358,247.64
101	Kirinyaga	Gichugu	5	134,581,465.85	44,860,488.62		179,441,954.47	9,444,313.39	169,997,641.08	179,441,954.47
102	Kirinyaga	Ndia	3	134,581,465.85	26,916,293.17		161,497,759.02	8,499,879.31	152,997,879.71	161,497,759.02
103	Kirinyaga	Kirinyaga Central	4	134,581,465.85	35,888,390.89	11,500.00	170,481,356.74	8,972,097.72	161,509,259.02	170,481,356.74
104	Murang'a	Kangema	3	134,581,465.85	26,916,293.17		161,497,759.02	8,499,879.31	152,997,879.71	161,497,759.02
105	Murang'a	Mathioya	3	134,581,465.85	26,916,293.17		161,497,759.02	8,499,879.31	152,997,879.71	161,497,759.02
106	Murang'a	Kiharu	6	134,581,465.85	53,832,586.34		188,414,052.19	9,916,529.06	178,497,523.13	188,414,052.19
107	Murang'a	Kigumo	5	134,581,465.85	44,860,488.62		179,441,954.47	9,444,313.39	169,997,641.08	179,441,954.47
108	Murang'a	Maragwa	6	134,581,465.85	53,832,586.34		188,414,052.19	9,916,529.06	178,497,523.13	188,414,052.19
109	Murang'a	Kandara	6	134,581,465.85	53,832,586.34		188,414,052.19	9,916,529.06	178,497,523.13	188,414,052.19
110	Murang'a	Gatanga	6	134,581,465.85	53,832,586.34		188,414,052.19	9,916,529.06	178,497,523.13	188,414,052.19

The Chief Executive Officer
National Government Constituencies
Development Fund Board
P. O. Box 46882 - 00100, Nairobi

IEBC Code No	County (A)	Constituency (B)	No of Wards (C)	Amount based on Equal Allocation (Ksh) (D)	Amount based on No. of wards (Ksh) (E)	A-I-A (Ksh) (F)	Total Amount Available to each Constituency (Ksh) (G=D+E+F)	Emergency Reserve (Ksh) (H)	Amount available for allocation to projects (I=G-H)	Grand Total (Ksh) (J)
111	Kiambu	Gatundu South	4	134,581,465.85	35,888,390.89		170,469,856.74	8,972,097.72	161,497,759.02	170,469,856.74
112	Kiambu	Gatundu North	4	134,581,465.85	35,888,390.89		170,469,856.74	8,972,097.72	161,497,759.02	170,469,856.74
113	Kiambu	Juja	5	134,581,465.85	44,860,488.62		179,441,954.47	9,444,313.39	169,997,641.08	179,441,954.47
114	Kiambu	Thika Town	5	134,581,465.85	44,860,488.62	137,000.00	179,578,954.47	9,444,313.39	170,134,641.08	179,578,954.47
115	Kiambu	Ruiru	8	134,581,465.85	71,776,781.79		206,358,247.64	10,860,960.40	195,497,287.24	206,358,247.64
116	Kiambu	Githunguri	5	134,581,465.85	44,860,488.62		179,441,954.47	9,444,313.39	169,997,641.08	179,441,954.47
117	Kiambu	Kiambu	4	134,581,465.85	35,888,390.89		170,469,856.74	8,972,097.72	161,497,759.02	170,469,856.74
118	Kiambu	Kiambaa	5	134,581,465.85	44,860,488.62		179,441,954.47	9,444,313.39	169,997,641.08	179,441,954.47
119	Kiambu	Kabete	5	134,581,465.85	44,860,488.62		179,441,954.47	9,444,313.39	169,997,641.08	179,441,954.47
120	Kiambu	Kikuyu	5	134,581,465.85	44,860,488.62		179,441,954.47	9,444,313.39	169,997,641.08	179,441,954.47
121	Kiambu	Limuru	5	134,581,465.85	44,860,488.62		179,441,954.47	9,444,313.39	169,997,641.08	179,441,954.47
122	Kiambu	Lari	5	134,581,465.85	44,860,488.62		179,441,954.47	9,444,313.39	169,997,641.08	179,441,954.47
123	Turkana	Turkana North	6	134,581,465.85	53,832,586.34		188,414,052.19	9,916,529.06	178,497,523.13	188,414,052.19
124	Turkana	Turkana West	7	134,581,465.85	62,804,684.07		197,386,149.92	10,388,744.73	186,997,405.19	197,386,149.92
125	Turkana	Turkana Central	5	134,581,465.85	44,860,488.62		179,441,954.47	9,444,313.39	169,997,641.08	179,441,954.47
126	Turkana	Loima	4	134,581,465.85	35,888,390.89		170,469,856.74	8,972,097.72	161,497,759.02	170,469,856.74
127	Turkana	Turkana South	5	134,581,465.85	44,860,488.62		179,441,954.47	9,444,313.39	169,997,641.08	179,441,954.47
128	Turkana	Turkana East	3	134,581,465.85	26,916,293.17		161,497,759.02	8,499,879.31	152,997,879.71	161,497,759.02
129	West Pokot	Kapenguria	6	134,581,465.85	53,832,586.34		188,414,052.19	9,916,529.06	178,497,523.13	188,414,052.19
130	West Pokot	Sigor	4	134,581,465.85	35,888,390.89		170,469,856.74	8,972,097.72	161,497,759.02	170,469,856.74
131	West Pokot	Kacheliba	6	134,581,465.85	53,832,586.34		188,414,052.19	9,916,529.06	178,497,523.13	188,414,052.19
132	West Pokot	Pokot South	4	134,581,465.85	35,888,390.89		170,469,856.74	8,972,097.72	161,497,759.02	170,469,856.74
133	Samburu	Samburu West	5	134,581,465.85	44,860,488.62		179,441,954.47	9,444,313.39	169,997,641.08	179,441,954.47

IEBC Code No	County (A)	Constituency (B)	No of Wards (C)	Amount based on Equal Allocation (Ksh) (D)	Amount based on No. of wards (Ksh) (E)	A-I-A (Ksh) (F)	Total Amount Available to each Constituency (Ksh) (G=D+E+F)	Emergency Reserve (Ksh) (H)	Amount available for allocation to projects (Ksh) (I=G+H)	Grand Total (Ksh) (J)
134	Samburu	Samburu North	6	134,581,465.85	53,832,586.34		188,414,052.19	9,916,529.06	178,497,523.13	188,414,052.19
135	Samburu	Samburu East	4	134,581,465.85	35,888,390.89		170,469,856.74	8,972,097.72	161,497,759.02	170,469,856.74
136	Trans Nzoia	Kwanza	4	134,581,465.85	35,888,390.89		170,469,856.74	8,972,097.72	161,497,759.02	170,469,856.74
137	Trans Nzoia	Endebess	3	134,581,465.85	26,916,293.17		161,497,759.02	8,499,879.31	152,997,879.71	161,497,759.02
138	Trans Nzoia	Saboti	5	134,581,465.85	44,860,488.62		179,441,954.47	9,444,313.39	169,997,641.08	179,441,954.47
139	Trans Nzoia	Kiminini	6	134,581,465.85	53,832,586.34		188,414,052.19	9,916,529.06	178,497,523.13	188,414,052.19
140	Trans Nzoia	Cherangany	7	134,581,465.85	62,804,684.07		197,386,149.92	10,388,744.73	186,997,405.19	197,386,149.92
141	Uasin Gishu	Soy	7	134,581,465.85	62,804,684.07		197,386,149.92	10,388,744.73	186,997,405.19	197,386,149.92
142	Uasin Gishu	Turbo	6	134,581,465.85	53,832,586.34		188,414,052.19	9,916,529.06	178,497,523.13	188,414,052.19
143	Uasin Gishu	Moiben	5	134,581,465.85	44,860,488.62		179,441,954.47	9,444,313.39	169,997,641.08	179,441,954.47
144	Uasin Gishu	Alinabkoi	3	134,581,465.85	26,916,293.17		161,497,759.02	8,499,879.31	152,997,879.71	161,497,759.02
145	Uasin Gishu	Kapseret	5	134,581,465.85	44,860,488.62		179,441,954.47	9,444,313.39	169,997,641.08	179,441,954.47
146	Uasin Gishu	Kesses	4	134,581,465.85	35,888,390.89		170,469,856.74	8,972,097.72	161,497,759.02	170,469,856.74
147	Elgeyo-Marakwet	Marakwet East	4	134,581,465.85	35,888,390.89		170,469,856.74	8,972,097.72	161,497,759.02	170,469,856.74
148	Elgeyo-Marakwet	Marakwet West	6	134,581,465.85	53,832,586.34		188,414,052.19	9,916,529.06	178,497,523.13	188,414,052.19
149	Elgeyo-Marakwet	Keiyo North	4	134,581,465.85	35,888,390.89		170,469,856.74	8,972,097.72	161,497,759.02	170,469,856.74
150	Elgeyo-Marakwet	Keiyo South	6	134,581,465.85	53,832,586.34		188,414,052.19	9,916,529.06	178,497,523.13	188,414,052.19
151	Nandi	Tinderet	4	134,581,465.85	35,888,390.89		170,469,856.74	8,972,097.72	161,497,759.02	170,469,856.74

The Chief Executive Officer
National Government Constituencies Development Fund Board
P. O. Box 46682 - 00100, Nairobi

IEBC Code No	County (A)	Constituency (B)	No of Wards (C)	Amount based on Equal Allocation (Ksh) (D)	Amount based on No. of wards (Ksh) (E)	A-I-A (Ksh) (F)	Total Amount Available to each Constituency (Ksh) (G=D+E+F)	Emergency Reserve (Ksh) (H)	Amount available for allocation to projects (Ksh) (I=G-H)	Grand Total (Ksh) (J)
152	Nandi	Aldai	6	134,581,465.85	53,832,586.34		188,414,052.19	9,916,529.06	178,497,523.13	188,414,052.19
153	Nandi	Nandi Hills	4	134,581,465.85	35,888,390.89		170,469,856.74	8,972,097.72	161,497,759.02	170,469,856.74
154	Nandi	Chesumei	5	134,581,465.85	44,860,488.62		179,441,954.47	9,444,313.39	169,997,641.08	179,441,954.47
155	Nandi	Emgwen	4	134,581,465.85	35,888,390.89		170,469,856.74	8,972,097.72	161,497,759.02	170,469,856.74
156	Nandi	Mosop	7	134,581,465.85	62,804,684.07		197,386,149.92	10,388,744.73	186,997,405.19	197,386,149.92
157	Baringo	Tiaty	7	134,581,465.85	62,804,684.07		197,386,149.92	10,388,744.73	186,997,405.19	197,386,149.92
158	Baringo	Baringo North	5	134,581,465.85	44,860,488.62		179,441,954.47	9,444,313.39	169,997,641.08	179,441,954.47
159	Baringo	Baringo Central	5	134,581,465.85	44,860,488.62		179,441,954.47	9,444,313.39	169,997,641.08	179,441,954.47
160	Baringo	Baringo South	4	134,581,465.85	35,888,390.89		170,469,856.74	8,972,097.72	161,497,759.02	170,469,856.74
161	Baringo	Mogotio	3	134,581,465.85	26,916,293.17		161,497,759.02	8,499,879.31	152,997,879.71	161,497,759.02
162	Baringo	Eldama Ravine	6	134,581,465.85	53,832,586.34		188,414,052.19	9,916,529.06	178,497,523.13	188,414,052.19
163	Laikipia	Laikipia West	6	134,581,465.85	53,832,586.34		188,414,052.19	9,916,529.06	178,497,523.13	188,414,052.19
164	Laikipia	Laikipia East	5	134,581,465.85	44,860,488.62		179,441,954.47	9,444,313.39	169,997,641.08	179,441,954.47
165	Laikipia	Laikipia North	4	134,581,465.85	35,888,390.89		170,469,856.74	8,972,097.72	161,497,759.02	170,469,856.74
166	Nakuru	Molo	4	134,581,465.85	35,888,390.89		170,469,856.74	8,972,097.72	161,497,759.02	170,469,856.74
167	Nakuru	Njoro	6	134,581,465.85	53,832,586.34		188,414,052.19	9,916,529.06	178,497,523.13	188,414,052.19
168	Nakuru	Naivasha	8	134,581,465.85	71,776,781.79	196,000.00	206,554,247.64	10,860,960.40	195,693,287.24	206,554,247.64
169	Nakuru	Gilgil	5	134,581,465.85	44,860,488.62		179,441,954.47	9,444,313.39	169,997,641.08	179,441,954.47
170	Nakuru	Kuresoi South	4	134,581,465.85	35,888,390.89		170,469,856.74	8,972,097.72	161,497,759.02	170,469,856.74
171	Nakuru	Kuresoi North	4	134,581,465.85	35,888,390.89		170,469,856.74	8,972,097.72	161,497,759.02	170,469,856.74
172	Nakuru	Subukia	3	134,581,465.85	26,916,293.17		161,497,759.02	8,499,879.31	152,997,879.71	161,497,759.02
173	Nakuru	Rongai	5	134,581,465.85	44,860,488.62		179,441,954.47	9,444,313.39	169,997,641.08	179,441,954.47
174	Nakuru	Bahati	5	134,581,465.85	44,860,488.62		179,441,954.47	9,444,313.39	169,997,641.08	179,441,954.47

IEBC Code No	County (A)	Constituency (B)	No of Wards (C)	Amount based on Equal Allocation (Ksh) (D)	Amount based on No. of wards (Ksh) (E)	A-I-A (Ksh) (F)	Total Amount Available to each Constituency (Ksh) (G=D+E+F)	Emergency Reserve (Ksh) (H)	Amount available for allocation to projects (Ksh) (I=G-H)	Grand Total (Ksh) (J)
175	Nakuru	Nakuru Town West	6	134,581,465.85	53,832,586.34		188,414,052.19	9,916,529.06	178,497,523.13	188,414,052.19
176	Nakuru	Nakuru Town East	5	134,581,465.85	44,860,488.62		179,441,954.47	9,444,313.39	169,997,641.08	179,441,954.47
177	Narok	Kilgoris	6	134,581,465.85	53,832,586.34		188,414,052.19	9,916,529.06	178,497,523.13	188,414,052.19
178	Narok	Emuria Dikir	4	134,581,465.85	35,888,390.89		170,469,856.74	8,972,097.72	161,497,759.02	170,469,856.74
179	Narok	Narok North	6	134,581,465.85	53,832,586.34		188,414,052.19	9,916,529.06	178,497,523.13	188,414,052.19
180	Narok	Narok East	4	134,581,465.85	35,888,390.89		170,469,856.74	8,972,097.72	161,497,759.02	170,469,856.74
181	Narok	Narok South	6	134,581,465.85	53,832,586.34		188,414,052.19	9,916,529.06	178,497,523.13	188,414,052.19
182	Narok	Narok West	4	134,581,465.85	35,888,390.89		170,469,856.74	8,972,097.72	161,497,759.02	170,469,856.74
183	Kajiado	Kajiado North	5	134,581,465.85	44,860,488.62	456,417.05	179,898,371.52	9,444,313.39	170,454,058.13	179,898,371.52
184	Kajiado	Kajiado Central	5	134,581,465.85	44,860,488.62		179,441,954.47	9,444,313.39	169,997,641.08	179,441,954.47
185	Kajiado	Kajiado East	5	134,581,465.85	44,860,488.62	199,000.00	179,640,954.47	9,444,313.39	170,196,641.08	179,640,954.47
186	Kajiado	Kajiado West	5	134,581,465.85	44,860,488.62		179,441,954.47	9,444,313.39	169,997,641.08	179,441,954.47
187	Kajiado	Kajiado South	5	134,581,465.85	44,860,488.62		179,441,954.47	9,444,313.39	169,997,641.08	179,441,954.47
188	Kericho	Kipkelion East	4	134,581,465.85	35,888,390.89		170,469,856.74	8,972,097.72	161,497,759.02	170,469,856.74
189	Kericho	Kipkelion West	4	134,581,465.85	35,888,390.89		170,469,856.74	8,972,097.72	161,497,759.02	170,469,856.74
190	Kericho	Alnamoi	6	134,581,465.85	53,832,586.34		188,414,052.19	9,916,529.06	178,497,523.13	188,414,052.19
191	Kericho	Bureti	7	134,581,465.85	62,804,684.07		197,386,149.92	10,388,744.73	186,997,405.19	197,386,149.92
192	Kericho	Belgut	5	134,581,465.85	44,860,488.62		179,441,954.47	9,444,313.39	169,997,641.08	179,441,954.47
193	Kericho	Sigowet/Soin	4	134,581,465.85	35,888,390.89		170,469,856.74	8,972,097.72	161,497,759.02	170,469,856.74
194	Bomet	Sotik	5	134,581,465.85	44,860,488.62		179,441,954.47	9,444,313.39	169,997,641.08	179,441,954.47
195	Bomet	Chepalungu	5	134,581,465.85	44,860,488.62		179,441,954.47	9,444,313.39	169,997,641.08	179,441,954.47
196	Bomet	Bomet East	5	134,581,465.85	44,860,488.62		179,441,954.47	9,444,313.39	169,997,641.08	179,441,954.47

The Chief Executive Officer
National Government Constituencies Development Fund Board
P. O. Box 6683 - 01100, Nairobi

IEBC Code No	County (A)	Constituency (B)	No of Wards (C)	Amount based on Equal Allocation (Ksh) (D)	Amount based on No. of wards (Ksh) (E)	A-I-A (Ksh) (F)	Total Amount Available to each Constituency (Kshs) (G=D+E+F)	Emergency Reserve (Ksh) (H)	Amount available for allocation to projects (I=G-H)	Grand Total (Ksh) (J)
197	Bomet	Bomet Central	5	134,581,465.85	44,860,488.62		179,441,954.47	9,444,313.39	169,997,641.08	179,441,954.47
198	Bomet	Konoin	5	134,581,465.85	44,860,488.62		179,441,954.47	9,444,313.39	169,997,641.08	179,441,954.47
199	Kakamega	Lugari	6	134,581,465.85	53,832,586.34		188,414,052.19	9,916,529.06	178,497,523.13	188,414,052.19
200	Kakamega	Likuyani	5	134,581,465.85	44,860,488.62		179,441,954.47	9,444,313.39	169,997,641.08	179,441,954.47
201	Kakamega	Malava	7	134,581,465.85	62,804,684.07		197,386,149.92	10,388,744.73	186,997,405.19	197,386,149.92
202	Kakamega	Lurambi	6	134,581,465.85	53,832,586.34	12,000.00	188,426,052.19	9,916,529.06	178,509,523.13	188,426,052.19
203	Kakamega	Navakholo	5	134,581,465.85	44,860,488.62		179,441,954.47	9,444,313.39	169,997,641.08	179,441,954.47
204	Kakamega	Mumias West	4	134,581,465.85	35,888,390.89	57,000.00	170,526,856.74	8,972,097.72	161,554,759.02	170,526,856.74
205	Kakamega	Mumias East	3	134,581,465.85	26,916,293.17		161,497,759.02	8,499,879.31	152,997,879.71	161,497,759.02
206	Kakamega	Matungu	5	134,581,465.85	44,860,488.62		179,441,954.47	9,444,313.39	169,997,641.08	179,441,954.47
207	Kakamega	Butere	5	134,581,465.85	44,860,488.62		179,441,954.47	9,444,313.39	169,997,641.08	179,441,954.47
208	Kakamega	Khwisero	4	134,581,465.85	35,888,390.89		170,469,856.74	8,972,097.72	161,497,759.02	170,469,856.74
209	Kakamega	Shinyalu	6	134,581,465.85	53,832,586.34		188,414,052.19	9,916,529.06	178,497,523.13	188,414,052.19
210	Kakamega	Ikolomani	4	134,581,465.85	35,888,390.89		170,469,856.74	8,972,097.72	161,497,759.02	170,469,856.74
211	Vihiga	Vihiga	4	134,581,465.85	35,888,390.89		170,469,856.74	8,972,097.72	161,497,759.02	170,469,856.74
212	Vihiga	Sabatia	6	134,581,465.85	53,832,586.34		188,414,052.19	9,916,529.06	178,497,523.13	188,414,052.19
213	Vihiga	Hamisi	7	134,581,465.85	62,804,684.07		197,386,149.92	10,388,744.73	186,997,405.19	197,386,149.92
214	Vihiga	Luanda	5	134,581,465.85	44,860,488.62		179,441,954.47	9,444,313.39	169,997,641.08	179,441,954.47
215	Vihiga	Emuhaya	3	134,581,465.85	26,916,293.17		161,497,759.02	8,499,879.31	152,997,879.71	161,497,759.02
216	Bungoma	Mt. Elgon	6	134,581,465.85	53,832,586.34		188,414,052.19	9,916,529.06	178,497,523.13	188,414,052.19
217	Bungoma	Sirisia	3	134,581,465.85	26,916,293.17		161,497,759.02	8,499,879.31	152,997,879.71	161,497,759.02
218	Bungoma	Kabuchai	4	134,581,465.85	35,888,390.89		170,469,856.74	8,972,097.72	161,497,759.02	170,469,856.74
219	Bungoma	Bumula	7	134,581,465.85	62,804,684.07		197,386,149.92	10,388,744.73	186,997,405.19	197,386,149.92

The Chief Executive Officer
National Government Constituencies
Development Fund Board
 P. O. Box 46692 - 00100, Nairobi

IEBC Code No	County (A)	Constituency (B)	No of Wards (C)	Amount based on Equal Allocation (Ksh) (D)	Amount based on No. of wards (Ksh) (E)	A-I-A (Ksh) (F)	Total Amount Available to each Constituency (Ksh) (G=D+E+F)	Emergency Reserve (Ksh) (H)	Amount available for allocation to projects (Ksh) (I=G-H)	Grand Total (Ksh) (J)
220	Bungoma	Kanduyi	8	134,581,465.85	71,776,781.79		206,358,247.64	10,860,960.40	195,497,287.24	206,358,247.64
221	Bungoma	Webuye East	3	134,581,465.85	26,916,293.17	116,000.00	161,613,759.02	8,499,879.31	153,113,879.71	161,613,759.02
222	Bungoma	Webuye West	4	134,581,465.85	35,888,390.89		170,469,856.74	8,972,097.72	161,497,759.02	170,469,856.74
223	Bungoma	Kimilili	4	134,581,465.85	35,888,390.89		170,469,856.74	8,972,097.72	161,497,759.02	170,469,856.74
224	Bungoma	Tongaren	6	134,581,465.85	53,832,586.34		188,414,052.19	9,916,529.06	178,497,523.13	188,414,052.19
225	Busia	Teso North	6	134,581,465.85	53,832,586.34		188,414,052.19	9,916,529.06	178,497,523.13	188,414,052.19
226	Busia	Teso South	6	134,581,465.85	53,832,586.34		188,414,052.19	9,916,529.06	178,497,523.13	188,414,052.19
227	Busia	Nambale	4	134,581,465.85	35,888,390.89		170,469,856.74	8,972,097.72	161,497,759.02	170,469,856.74
228	Busia	Matayos	5	134,581,465.85	44,860,488.62		179,441,954.47	9,444,313.39	169,997,641.08	179,441,954.47
229	Busia	Burtula	6	134,581,465.85	53,832,586.34		188,414,052.19	9,916,529.06	178,497,523.13	188,414,052.19
230	Busia	Funyula	4	134,581,465.85	35,888,390.89		170,469,856.74	8,972,097.72	161,497,759.02	170,469,856.74
231	Busia	Budalang'i	4	134,581,465.85	35,888,390.89		170,469,856.74	8,972,097.72	161,497,759.02	170,469,856.74
232	Siaya	Ugenya	4	134,581,465.85	35,888,390.89		170,469,856.74	8,972,097.72	161,497,759.02	170,469,856.74
233	Siaya	Ugunja	3	134,581,465.85	26,916,293.17		161,497,759.02	8,499,879.31	152,997,879.71	161,497,759.02
234	Siaya	Alego Usonga	6	134,581,465.85	53,832,586.34		188,414,052.19	9,916,529.06	178,497,523.13	188,414,052.19
235	Siaya	Gem	6	134,581,465.85	53,832,586.34		188,414,052.19	9,916,529.06	178,497,523.13	188,414,052.19
236	Siaya	Bondo	6	134,581,465.85	53,832,586.34		188,414,052.19	9,916,529.06	178,497,523.13	188,414,052.19
237	Siaya	Rarieda	5	134,581,465.85	44,860,488.62		179,441,954.47	9,444,313.39	169,997,641.08	179,441,954.47
238	Kisumu	Kisumu East	5	134,581,465.85	44,860,488.62		179,441,954.47	9,444,313.39	169,997,641.08	179,441,954.47
239	Kisumu	Kisumu West	5	134,581,465.85	44,860,488.62		179,441,954.47	9,444,313.39	169,997,641.08	179,441,954.47
240	Kisumu	Kisumu Central	6	134,581,465.85	53,832,586.34		188,414,052.19	9,916,529.06	178,497,523.13	188,414,052.19
241	Kisumu	Seme	4	134,581,465.85	35,888,390.89		170,469,856.74	8,972,097.72	161,497,759.02	170,469,856.74
242	Kisumu	Nyando	5	134,581,465.85	44,860,488.62	60,000.00	179,501,954.47	9,444,313.39	170,057,641.08	179,501,954.47

The Chief Executive Officer
National Government Constituencies
Development Fund Board
 P. O. Box 46032 - 00100, Nairobi

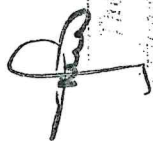
IEBC Code No	County (A)	Constituency (B)	No of Wards (C)	Amount based on Equal Allocation (Ksh) (D)	Amount based on No. of wards (Ksh) (E)	A-I-A (Ksh) (F)	Total Amount Available to each Constituency (Ksh) (G=D+E+F)	Emergency Reserve (Ksh) (H)	Amount available for allocation to projects (I=G-H)	Grand Total (Ksh) (J)
243	Kisumu	Muhoroni	5	134,581,465.85	44,860,488.62		179,441,954.47	9,444,313.39	169,997,641.08	179,441,954.47
244	Kisumu	Nyakach	5	134,581,465.85	44,860,488.62	188,000.00	179,629,954.47	9,444,313.39	170,185,641.08	179,629,954.47
245	Homa Bay	Kasipul	5	134,581,465.85	44,860,488.62	93,000.00	179,534,954.47	9,444,313.39	170,090,641.08	179,534,954.47
246	Homa Bay	Kabondo Kasipul	4	134,581,465.85	35,888,390.89	68,000.00	170,537,856.74	8,972,097.72	161,565,759.02	170,537,856.74
247	Homa Bay	Karachuonyo	7	134,581,465.85	62,804,684.07		197,386,149.92	10,388,744.73	186,997,405.19	197,386,149.92
248	Homa Bay	Rangwe	4	134,581,465.85	35,888,390.89		170,469,856.74	8,972,097.72	161,497,759.02	170,469,856.74
249	Homa Bay	Homa Bay Town	4	134,581,465.85	35,888,390.89	80,000.00	170,549,856.74	8,972,097.72	161,577,759.02	170,549,856.74
250	Homa Bay	Ndhiwa	7	134,581,465.85	62,804,684.07		197,386,149.92	10,388,744.73	186,997,405.19	197,386,149.92
251	Homa Bay	Suba North	5	134,581,465.85	44,860,488.62		179,441,954.47	9,444,313.39	169,997,641.08	179,441,954.47
252	Homa Bay	Suba South	4	134,581,465.85	35,888,390.89		170,469,856.74	8,972,097.72	161,497,759.02	170,469,856.74
253	Migori	Rongo	4	134,581,465.85	35,888,390.89	6,000.00	170,475,856.74	8,972,097.72	161,503,759.02	170,475,856.74
254	Migori	Awendo	4	134,581,465.85	35,888,390.89		170,469,856.74	8,972,097.72	161,497,759.02	170,469,856.74
255	Migori	Suna East	4	134,581,465.85	35,888,390.89		170,469,856.74	8,972,097.72	161,497,759.02	170,469,856.74
256	Migori	Suna West	4	134,581,465.85	35,888,390.89		170,469,856.74	8,972,097.72	161,497,759.02	170,469,856.74
257	Migori	Uriti	5	134,581,465.85	44,860,488.62		179,441,954.47	9,444,313.39	169,997,641.08	179,441,954.47
258	Migori	Nyatike	7	134,581,465.85	62,804,684.07		197,386,149.92	10,388,744.73	186,997,405.19	197,386,149.92
259	Migori	Kuria West	7	134,581,465.85	62,804,684.07		197,386,149.92	10,388,744.73	186,997,405.19	197,386,149.92
260	Migori	Kuria East	5	134,581,465.85	44,860,488.62	40,000.00	179,481,954.47	9,444,313.39	170,037,641.08	179,481,954.47
261	Kisii	Bonchari	4	134,581,465.85	35,888,390.89		170,469,856.74	8,972,097.72	161,497,759.02	170,469,856.74
262	Kisii	South-Mugirango	6	134,581,465.85	53,832,586.34	62,000.00	188,476,052.19	9,916,529.06	178,559,523.13	188,476,052.19
263	Kisii	Bomachoge Borabu	4	134,581,465.85	35,888,390.89		170,469,856.74	8,972,097.72	161,497,759.02	170,469,856.74
264	Kisii	Bobasi	8	134,581,465.85	71,776,781.79		206,358,247.64	10,860,960.40	195,497,287.24	206,358,247.64

Chief Executive Officer
County Government Constituencies
County Government Fund Board
P.O. Box 45682 - 00100, Nairobi

IEBC Code No	County (A)	Constituency (B)	No of Wards (C)	Amount based on Equal Allocation (Ksh) (D)	Amount based on No. of wards (Ksh) (E)	A-I-A (Ksh) (F)	Total Amount Available to each Constituency (Ksh) (G=D+E+F)	Emergency Reserve (Ksh) (H)	Amount available for allocation to projects (Ksh) (I=G-H)	Grand Total (Ksh) (J)
265	Kisii	Bomachoge Chache	3	134,581,465.85	26,916,293.17		161,497,759.02	8,499,879.31	152,997,879.71	161,497,759.02
266	Kisii	Nyaribari Masaba	5	134,581,465.85	44,860,488.62		179,441,954.47	9,444,313.39	169,997,641.08	179,441,954.47
267	Kisii	Nyaribari Chache	6	134,581,465.85	53,832,586.34		188,414,052.19	9,916,529.06	178,497,523.13	188,414,052.19
268	Kisii	Kitutu Chache North	4	134,581,465.85	35,888,390.89	40,000.00	170,509,856.74	8,972,097.72	161,537,759.02	170,509,856.74
269	Kisii	Kitutu Chache South	5	134,581,465.85	44,860,488.62		179,441,954.47	9,444,313.39	169,997,641.08	179,441,954.47
270	Nyamira	Kitutu Masaba	6	134,581,465.85	53,832,586.34		188,414,052.19	9,916,529.06	178,497,523.13	188,414,052.19
271	Nyamira	West Mugirango	5	134,581,465.85	44,860,488.62		179,441,954.47	9,444,313.39	169,997,641.08	179,441,954.47
272	Nyamira	North Mugirango	5	134,581,465.85	44,860,488.62	7,000.00	179,448,954.47	9,444,313.39	170,004,641.08	179,448,954.47
273	Nyamira	Borabu	4	134,581,465.85	35,888,390.89		170,469,856.74	8,972,097.72	161,497,759.02	170,469,856.74
274	Nairobi	Westlands	5	134,581,465.85	44,860,488.62		179,441,954.47	9,444,313.39	169,997,641.08	179,441,954.47
275	Nairobi	Dagoretti North	5	134,581,465.85	44,860,488.62	41,464.50	179,483,418.97	9,444,313.39	170,039,105.58	179,483,418.97
276	Nairobi	Dagoretti South	5	134,581,465.85	44,860,488.62	221,000.00	179,662,954.47	9,444,313.39	170,218,641.08	179,662,954.47
277	Nairobi	Langata	5	134,581,465.85	44,860,488.62	70,500.00	179,512,454.47	9,444,313.39	170,068,141.08	179,512,454.47
278	Nairobi	Kibra	5	134,581,465.85	44,860,488.62		179,441,954.47	9,444,313.39	169,997,641.08	179,441,954.47
279	Nairobi	Royambu	5	134,581,465.85	44,860,488.62		179,441,954.47	9,444,313.39	169,997,641.08	179,441,954.47
280	Nairobi	Kasarani	5	134,581,465.85	44,860,488.62		179,441,954.47	9,444,313.39	169,997,641.08	179,441,954.47
281	Nairobi	Ruaraka	5	134,581,465.85	44,860,488.62		179,441,954.47	9,444,313.39	169,997,641.08	179,441,954.47
282	Nairobi	Embakasi South	5	134,581,465.85	44,860,488.62		179,441,954.47	9,444,313.39	169,997,641.08	179,441,954.47
283	Nairobi	Embakasi North	5	134,581,465.85	44,860,488.62	51,000.00	179,492,954.47	9,444,313.39	170,048,641.08	179,492,954.47

The Chief Executive Officer
National Government Constituencies Development Fund Board
P.O. Box 16692-00100, Nairobi

IEBC Code No	County (A)	Constituency (B)	No of Wards (C)	Amount based on Equal Allocation (Ksh) (D)	Amount based on No. of wards (Ksh) (E)	A-I-A (Ksh) (F)	Total Amount Available to each Constituency (Ksh) (G=D+E+F)	Emergency Reserve (Ksh) (H)	Amount available for allocation to projects (I=G-H)	Grand Total (Ksh) (J)
284	Nairobi	Embakasi Central	5	134,581,465.85	44,860,488.62		179,441,954.47	9,444,313.39	169,997,641.08	179,441,954.47
285	Nairobi	Embakasi East	5	134,581,465.85	44,860,488.62		179,441,954.47	9,444,313.39	169,997,641.08	179,441,954.47
286	Nairobi	Embakasi West	4	134,581,465.85	35,888,390.89		170,469,856.74	8,972,097.72	161,497,759.02	170,469,856.74
287	Nairobi	Makadara	4	134,581,465.85	35,888,390.89		170,469,856.74	8,972,097.72	161,497,759.02	170,469,856.74
288	Nairobi	Kamukunji	5	134,581,465.85	44,860,488.62		179,441,954.47	9,444,313.39	169,997,641.08	179,441,954.47
289	Nairobi	Starehe	6	134,581,465.85	53,832,586.34		188,414,052.19	9,916,529.06	178,497,523.13	188,414,052.19
290	Nairobi	Mathare	6	134,581,465.85	53,832,586.34		191,352,061.64	9,916,529.06	181,435,532.58	191,352,061.64
	Totals		1450	39,028,625,097.71	13,009,541,699.10	2,938,009.45	52,041,104,806.26	2,738,850,825.58	49,302,253,980.69	52,041,104,806.26



The Chief Executive Officer
National Government Constituencies
Development Fund Board
P.O. Box 46682 - 00100, Nairobi