




**REPUBLIC OF KENYA
THE NATIONAL ASSEMBLY**

*Approved
SNA
17/6/26*

**THIRTEENTH PARLIAMENT – FIFTH SESSION -2026
BUDGET AND APPROPRIATIONS COMMITTEE**

**REPORT ON THE SUPPLEMENTARY ESTIMATES II FOR THE
FINANCIAL YEAR 2025/26**

**Parliamentary Budget Office
Parliament Buildings
NAIROBI**

 THE NATIONAL ASSEMBLY PAPERS LAID	
DATE: 17 JUN 2026	DAY: Wednesday
TABLED BY:	Hon. Samuel Atandi (Chairperson, Budget & Appropriations Committee)
CLERK-AT THE-TABLE:	Irene

JUNE, 2026

Table of Contents

CHAIRPERSON'S FOREWORD	ii
1. PREFACE	iii
1.1. Establishment and Mandate of the Committee	iii
1.2. Membership of the Committee	iii
1.3. Committee Secretariat	v
1.4. Technical Support to the Committee.....	v
2. OVERVIEW OF SUPPLEMENTARY ESTIMATES II	1
2.1. Background.....	1
2.2. Expenditures under Article 223 of the Constitution	1
2.3. Proposed Reallocations and Additional Allocations	2
3. OBSERVATIONS AND RECOMMENDATIONS	3
3.1. Key Observations.....	3
3.2. Financial Recommendations.....	3
3.2.1. Allocations above the ten percent threshold.....	3
3.2.2. Overall Supplementary Appropriations.....	3
4. SCHEDULES	5
4.1. First Schedule: Supplementary Estimates II for FY 2025/2026	5
4.2. Second Schedule: Committee Financial Recommendations.....	6
4.3. Third Schedule: Allocations above the ten percent threshold.....	7

CHAIRPERSON'S FOREWORD

The Supplementary Estimates II for the Financial Year 2025/26 were submitted to the National Assembly on Tuesday, 16th June 2026, pursuant to Article 223 of the Constitution of Kenya and Section 44 of the Public Finance Management Act, Cap. 412A. Upon receipt, the Estimates were committed to the Budget and Appropriations Committee for consideration and reporting to the House in accordance with standing order 243 of the National Assembly Standing Orders.


The Estimates were submitted approximately two weeks before the close of the financial year and are intended to align the approved budget with the expected fiscal realities at the close of the year. This process is aimed at ensuring that budgetary allocations accurately reflect actual expenditure requirements and available resources, thereby facilitating the orderly closure of the financial year.

The Supplementary Estimates seek to address a range of emerging expenditure pressures, including shortfalls in operations and maintenance, enhanced requirements for critical security operations, revisions in Appropriations-in-Aid to reflect actual collections realized during the year and additional financing of development partner-supported programmes,

On behalf of the Committee, I wish to express appreciation to the Office of the Speaker, the Clerk of the National Assembly, the Chairpersons of Departmental Committees, the National Treasury, Ministries, Departments and Agencies, and Members of the Committee for their support and cooperation during the consideration of these Estimates.

It is therefore my honour and privilege to present this Report on the Supplementary Estimates II for the Financial Year 2025/26 to this August House for consideration and adoption.

SIGNED



.....

HON. SAMUEL ATANDI, CBS, M.P.

CHAIRPERSON, THE BUDGET AND APPROPRIATIONS COMMITTEE

17. 06. 2026

.....

DATE

I. PREFACE

I.1. Establishment and Mandate of the Committee

- I. Article 221 (4 and 5) of the Constitution and Section 7 of the Public Finance Management Act, Cap 412A, provide for the establishment of a Committee of the National Assembly whose main role is to take the lead in budgetary oversight by the National Assembly. Pursuant to this provision, Standing Order 207 establishes the Budget and Appropriations Committee with specific mandates, among which is to:
 - i. Investigate, inquire into, and report on all matters relating to the coordination, control, and monitoring of the national budget;
 - ii. Discuss and review the budget estimates and make recommendations to the House;
 - iii. Examine the Budget Policy Statement presented to the House;
 - iv. Examine bills related to the national budget, including appropriation bills;
 - v. Evaluate tax estimates, economic and budgetary policies, and programmes with direct budget outlays; and
 - vi. Examine the Division of Revenue Bill.

I.2. Membership of the Committee

2. Pursuant to Standing Order 207(2), the Budget and Appropriations Committee, as currently constituted, comprises the following Honourable Members:

CHAIRPERSON

Hon. Atandi, Samuel Onunga, CBS, M.P.
Alego Usonga Constituency
ODM PARTY

VICE CHAIRPERSON

Hon. (Dr.) Robert Pukose, CBS, M.P.
Endebess Constituency
UDA PARTY

MEMBERS

Hon. Chumel, Samwel Moroto, M.P.
Kapenguria Constituency
UDA PARTY

Hon. (Dr.) Adan Wehliye Keynan, CBS, M.P.
Eldas Constituency
Jubilee Party

Hon. Mulu, Makali, PhD, CBS, M.P.
Kitui Central Constituency
WDM – Kenya

Hon. Ochieng, David Ouma, M.P.
Ugenya Constituency
MDG PARTY

- | | |
|---|---|
| Hon. Lekuton, Joseph, M.P.
Laisamis Constituency
UDM PARTY | Hon. Lesuuda, Josephine Naisula, OGW, M.P.
Samburu West Constituency
KANU PARTY |
| Hon. Ongili, Babu Owino Paul, M.P.
Embakasi East Constituency
ODM PARTY | Hon. Robi, Mathias Nyamabe, M.P.
Kuria West Constituency
UDA PARTY |
| Hon. Mwirigi, John Paul, M.P.
Igembe South Constituency
UDA PARTY | Hon. Muchira, Michael Mwangi, M.P.
Ol Jorok Constituency
UDA PARTY |
| Hon. (Dr.) Gogo, Lilian Achieng, M.P.
Rangwe Constituency
ODM Party | Hon. Wangaya, Christopher Aseka, M.P.
Khwisero Constituency
ODM PARTY |
| Hon. Wanjiku, John Njuguna, M.P.
Kiambaa Constituency
UDA PARTY | Hon. Mwakuwona, Danson Mwashako, M.P.
Wundanyi Constituency
WDM – Kenya |
| Hon. Guyo, Ali Wario, M.P.
Garsen Constituency
ODM PARTY | Hon. Masara, Peter Francis, M.P.
Suna West Constituency
ODM PARTY |
| Hon. Dr. Edwin Mugo Gichuki
Mathioya Constituency
UDA PARTY | Hon. Murumba, John Chikati, PhD, M.P.
Tongaren Constituency
FORD-Kenya |
| Hon. Busia, Ruth Adhiambo Odinga, M.P.
Kisumu County
ODM PARTY | Hon. Kitilai, Ole Ntutu, M.P.
Narok South
Independent |
| Sergon, Flowrence Jematiah, M.P.
Baringo County
UDA PARTY | Hon. Mokaya, Nyakundi Japheth, M.P.
Kitutu Chache North Constituency
UDA PARTY |
| Hon. Abdirahman Mohamed Abdi, M.P.
Lafey Constituency
Jubilee Party | Hon. Mutuse, Eckomas Mwangi, OGW, M.P.
Kibwezi West Constituency
MCC Party |
| Hon. Kagiri, Jane Wangechi, OGW, M.P.
Laikipia County
UDA Party | |

I.3. Committee Secretariat

3. The Committee Secretariat comprises the following:

Mr. Danson Kachumbo
Senior Fiscal Analyst/ Lead Clerk

Mr. Ringine Mutwiri
Fiscal Analyst/ Clerk Assistant

Mr. Moses Mwariri
Legal Counsel

Ms. Noelle Chelegat
Media Relations

Mr. Simon Ouko
Serjeant-at-arms

Mr. Muchiri Mwangi
Audio Officer

Mr. Jared Amara
Office Assistant

I.4. Technical Support to the Committee

4. The Committee received technical support from the following officers of the Parliamentary Budget Office:

FA (Dr.) Martin Masinde
Director, Parliamentary Budget Office

Mr. Robert Nyaga
Senior Deputy Director

Dr. Abel Nyagwachi
Senior Fiscal Analyst

Ms. Julie Mwithiga
Senior Fiscal Analyst

Ms. Millicent Makina
Senior Fiscal Analyst

Mr. Onyango Adera
Fiscal Analyst II

Mr. Kioko Kiminza
Fiscal Analyst II

FA. Loice Olesia
Fiscal Analyst II

2. OVERVIEW OF SUPPLEMENTARY ESTIMATES II

2.1. Background

5. The Supplementary Estimates II for the Financial Year 2025/26 were submitted to the National Assembly on 16th June 2026 pursuant to Article 223 of the Constitution of Kenya and Section 44 of the Public Finance Management (PFM) Act, Cap. 412A. Subsequently, they were committed to the Budget and Appropriations Committee (BAC) for consideration and reporting to the House.
6. The Supplementary Estimates were submitted two weeks before the close of the Financial Year 2025/26 and are intended to align the approved budget with the expected fiscal position at the end of the financial year. The adjustments seek to ensure that budgetary allocations accurately reflect anticipated expenditures and available resources, thereby facilitating the orderly closure of government accounts and enhancing the credibility and accuracy of fiscal reporting.
7. The Committee observed that the Supplementary Estimates seek to address shortfalls in operations and maintenance expenditure, enhance funding for critical security operations, revise Appropriations-in-Aid (AIA) to reflect actual collections realized during the financial year, provide for development partner-funded programmes and cater for emerging priorities that were not adequately provided for in the approved budget. The proposed adjustments are intended to ensure the continued delivery of government services and align budgetary allocations with the prevailing fiscal and operational realities as the financial year ends.
8. The Supplementary Estimates II reflect an increase in ministerial expenditure for the Financial Year 2025/26 from Ksh. 2,913 billion to Ksh. 2,931 billion, representing a net increase of Ksh. 17.83 billion. This increase comprises Ksh. 7.45 billion in recurrent expenditure and Ksh. 10.38 billion in development expenditure.
9. The Committee noted that the increase in development expenditure is primarily attributable to development partner-funded programmes and comprises Ksh. 3.98 billion from Exchequer issues and Ksh. 6.4 billion from Appropriations-in-Aid (AIA). The financing structure demonstrates efforts to address emerging expenditure pressures while leveraging both external resources and internally generated revenues to sustain the implementation of priority development programmes and projects. The proposed increase in recurrent expenditure is largely financed through additional Exchequer issues.

2.2. Expenditures under Article 223 of the Constitution

10. The Committee noted that the National Treasury had not issued or disbursed any funds under Article 223 of the Constitution. This demonstrates a commitment to fiscal

discipline in budget implementation, adherence to the approved budget framework and strengthens parliamentary oversight of public expenditure.

2.3. Proposed Reallocations and Additional Allocations

11. The proposed adjustments to recurrent expenditure are primarily intended to address shortfalls in Operations and Maintenance (O&M) and ensure the continued delivery of government services. Key allocations include Ksh. 200 million to the Office of the Deputy President, Ksh. 1 billion to State House, and Ksh. 198 million to the State Department for Public Service and Human Capital Development to cater for operational requirements and maintenance expenses that were not adequately provided for in the approved budget.
12. Additional resources have been proposed to strengthen national security and support critical security-related operations. These include Ksh. 1.55 billion for the State Department for Internal Security and National Administration and Ksh. 3.5 billion for the National Intelligence Service. The allocations are intended to enhance the capacity of security agencies to respond to emerging threats and sustain ongoing operations in support of national security objectives.
13. The Estimates further provide Ksh. 1.5 billion to the State Department for Basic Education to cater for arrears for the administration of national examinations and assessments, and Ksh. 150 million to the State Department for Broadcasting and Telecommunications for the acquisition of broadcasting rights for the 2026 FIFA World Cup through the Kenya Broadcasting Corporation. The allocation for the National Treasury has reduced by Ksh. 700 million under Personnel Emoluments to align the budget with actual expenditure requirements.
14. The proposed adjustments to development expenditure are largely driven by additional development partner support and upward revision in Appropriations-in-Aid. The Estimates also propose a reduction of Ksh. 1.8 billion under the National Treasury from Contingency Fund Transfers. Among the key additional allocations is Ksh. 4.1 billion to the State Department for Sports, financed through an upward revision in AIA from the Sports, Arts and Social Development Fund.
15. The State Department for Youth Affairs and Creative Economy is proposed to receive an additional Ksh. 1.94 billion, while the State Department for Micro, Small and Medium Enterprises Development is allocated an additional Ksh. 3.85 billion. The additional allocations to the two State Departments are attributable to enhanced development partner commitments under the National Youth Opportunities Towards Advancement (NYOTA) Programme, which seeks to expand economic opportunities and improve livelihoods for young people.

16. Other notable additional allocations under the development budget include Ksh. 2.3 billion for the State Department for Water and Sanitation to support the implementation of the Mwache Dam Project, financed through development partner funding, as part of ongoing efforts to enhance water security and expand access to reliable irrigation and domestic purposes.

3. OBSERVATIONS AND RECOMMENDATIONS

3.1. Key Observations

17. The Committee made the following observations:

- i. **Article 223 Expenditures:** The Committee noted with appreciation that the National Treasury had not issued or disbursed any funds under Article 223 of the Constitution, reflecting prudent fiscal management and adherence to the approved budgetary framework during the period.
- ii. **Additional Allocations:** The Committee observed that the proposed additional allocations are largely necessitated by upward revisions in Appropriations-in-Aid, the need to address funding shortfalls in operations and maintenance, meet emerging requirements for security-related interventions and accommodate increased development partner support for the implementation of priority development programmes.
- iii. **Allocations above the ten percent threshold:** The Committee noted that some of the proposed reallocations exceed the ten percent threshold prescribed under Section 43 of the PFM Act, which requires that the cumulative value of reallocations to or from a programme should not exceed ten percent of the total expenditure approved for that programme in that financial year.

3.2. Financial Recommendations

18. In view of the foregoing, the Committee recommends that the House:

3.2.1. Allocations above the ten percent threshold


- i. approves reallocations and additional allocations exceeding the ten percent threshold per programme in respect of votes, programmes and justifications contained in the THIRD SCHEDULE.

3.2.2. Overall Supplementary Appropriations

- ii. approves an increment of the total current expenditure for the Financial Year 2025/26 by **Ksh. 7,619,000,000** in respect of the Votes contained in the FIRST SCHEDULE;
- iii. approves an increment of the total capital expenditure for the Financial Year 2025/26 by **Ksh. 10,618,023,911** in respect of the Votes contained in the FIRST SCHEDULE;

- iv. approves an overall increment in the budget for Financial Year 2025/26 by **Ksh. 18,237,023,911** in respect of the Votes contained in the FIRST SCHEDULE;
- v. resolves that the FIRST and SECOND SCHEDULE forms the basis for the approval of the second Supplementary Appropriation Bill, 2026.

SIGNED




.....
HON. SAMUEL ATANDI, CBS, M.P.

CHAIRPERSON, THE BUDGET AND APPROPRIATIONS COMMITTEE

.....
 17. 06. 2026

DATE

 THE NATIONAL ASSEMBLY PAPERS LAID			
DATE: 17 JUN 2026			
<table border="1"> <tr> <td style="text-align: center;">DAY.</td> </tr> <tr> <td style="text-align: center;">Wednesday</td> </tr> </table>		DAY.	Wednesday
DAY.			
Wednesday			
TABLED BY:	Hon. Samuel Atandi (Chairperson, Budget & Appropriations Committee)		
CLERK-AT THE-TABLE:	Itire -		

FIRST SCHEDULE: SUPPLEMENTARY ESTIMATES II FOR FY 2025/26

VOTE CODE	VOTE & PROGRAMME	REVISED I BUDGET ESTIMATES FOR FY 2025/26			SUPPLEMENTARY II BUDGET ESTIMATES FOR FY 2025/26 (Changes)			FINAL REVISED II BUDGET ESTIMATES FOR FY 2025/26		
		GROSS CURRENT ESTIMATES	GROSS CAPITAL ESTIMATES	GROSS TOTAL ESTIMATES	GROSS CURRENT ESTIMATES	GROSS CAPITAL ESTIMATES	GROSS TOTAL ESTIMATES	GROSS CURRENT ESTIMATES	GROSS CAPITAL ESTIMATES	GROSS TOTAL ESTIMATES
1011	Executive Office of the President	6,860,143,497	1,344,009,100	8,204,152,597	-	-	-	6,860,143,497	1,344,009,100	8,204,152,597
	0603000 Government Printing Services	782,596,015	300,000,000	1,082,596,015	-	-	-	782,596,015	300,000,000	1,082,596,015
	0701000 General Administration Planning and Support Services	3,330,719,616	790,005,000	4,120,724,616	-	-	-	3,330,719,616	790,005,000	4,120,724,616
1012	0703000 Government Advisory Services	1,384,933,198	185,000,000	1,569,933,198	-	-	-	1,384,933,198	185,000,000	1,569,933,198
	0770000 Leadership and Coordination of Government Services	1,361,894,668	69,004,100	1,430,898,768	-	-	-	1,361,894,668	69,004,100	1,430,898,768
	Office of the Deputy President	5,067,645,253	100,000,000	5,167,645,253	200,000,000	-	200,000,000	5,267,645,253	100,000,000	5,367,645,253
1013	0734000 Deputy President Services	5,067,645,253	100,000,000	5,167,645,253	200,000,000	-	200,000,000	5,267,645,253	100,000,000	5,367,645,253
	Office of the Prime Cabinet Secretary	628,940,537	-	628,940,537	-	-	-	628,940,537	-	628,940,537
	0755000 Government Coordination and Supervision	628,940,537	-	628,940,537	-	-	-	628,940,537	-	628,940,537
1014	State Department for Parliamentary Affairs	439,536,645	-	439,536,645	-	-	-	439,536,645	-	439,536,645
	0759000 Parliamentary Liaison and Legislative Affairs	109,669,063	-	109,669,063	-	-	-	109,669,063	-	109,669,063
	0760000 Policy, Coordination and Strategy	100,812,779	-	100,812,779	-	-	-	100,812,779	-	100,812,779
1016	0761000 General Administration, Planning and Support Services	229,054,803	-	229,054,803	-	-	-	229,054,803	-	229,054,803
	State Department for Cabinet Affairs	235,174,899	-	235,174,899	-	-	-	235,174,899	-	235,174,899
	0758000 Cabinet Affairs Services	235,174,899	-	235,174,899	-	-	-	235,174,899	-	235,174,899
1017	State House	16,253,888,246	1,294,906,667	17,548,794,913	1,000,000,000	-	1,000,000,000	17,253,888,246	1,294,906,667	18,548,794,913
	0704000 State House Affairs	16,253,888,246	1,294,906,667	17,548,794,913	1,000,000,000	-	1,000,000,000	17,253,888,246	1,294,906,667	18,548,794,913
	State Department for National Government Coordination	1,034,416,229	22,000,000	1,056,416,229	-	-	-	1,034,416,229	22,000,000	1,056,416,229
1018	0755000 Government Coordination and Supervision	1,034,416,229	22,000,000	1,056,416,229	-	-	-	1,034,416,229	22,000,000	1,056,416,229
	State Department for Correctional Services	38,736,895,333	329,004,510	39,065,899,843	(30,000,000)	-	(30,000,000)	38,706,895,333	329,004,510	39,035,899,843
	0623000 General Administration, Planning and Support Services	691,058,553	16,000,000	707,058,553	-	-	-	691,058,553	16,000,000	707,058,553
1023	0627000 Prison Services	36,024,830,327	238,291,421	36,263,121,748	-30,000,000	-	(30,000,000)	35,994,830,327	238,291,421	36,233,121,748
	0628000 Probation & After Care Services	2,021,006,453	74,713,089	2,095,719,542	0	-	0	2,021,006,453	74,713,089	2,095,719,542
	State Department for Immigration and Citizen Services	14,959,940,334	14,302,274,845	29,262,215,179	-	-	-	14,959,940,334	14,302,274,845	29,262,215,179
1024	0605000 Migration & Citizen Services Management	6,598,216,145	8,811,074,845	15,409,290,990	-	-	-	6,598,216,145	8,811,074,845	15,409,290,990
	0626000 Population Management Services	5,782,792,261	5,291,200,000	11,073,992,261	-	-	-	5,782,792,261	5,291,200,000	11,073,992,261
	0631000 General Administration and Planning	2,578,931,928	200,000,000	2,778,931,928	-	-	-	2,578,931,928	200,000,000	2,778,931,928
1025	National Police Service	134,252,959,155	1,712,814,922	135,965,774,077	240,000,000	-	240,000,000	134,492,959,155	1,712,814,922	136,205,774,077
	0601000 Policing Services	134,252,959,155	1,712,814,922	135,965,774,077	240,000,000	-	240,000,000	134,492,959,155	1,712,814,922	136,205,774,077

FIRST SCHEDULE: SUPPLEMENTARY ESTIMATES II FOR FY 2025/26

VOTE CODE	VOTE & PROGRAMME	REVISED I BUDGET ESTIMATES FOR FY 2025/26			SUPPLEMENTARY II BUDGET ESTIMATES FOR FY 2025/26 (Changes)			FINAL REVISED II BUDGET ESTIMATES FOR FY 2025/26		
		GROSS CURRENT ESTIMATES	GROSS CAPITAL ESTIMATES	GROSS TOTAL ESTIMATES	GROSS CURRENT ESTIMATES	GROSS CAPITAL ESTIMATES	GROSS TOTAL ESTIMATES	GROSS CURRENT ESTIMATES	GROSS CAPITAL ESTIMATES	GROSS TOTAL ESTIMATES
1026	State Department for Internal Security & National Administration	48,327,473,633	8,037,000,906	56,364,474,539	-	1,550,000,000	1,550,000,000	49,877,473,633	8,037,000,906	57,914,474,539
	06290000 General Administration and Support Services	25,869,796,575	7,553,777,277	33,423,573,852	-	1,550,000,000	1,550,000,000	27,419,796,575	7,553,777,277	34,973,573,852
	06300000 Policy Coordination Services	1,530,378,276	65,000,000	1,595,378,276	-	-	-	1,530,378,276	65,000,000	1,595,378,276
	06320000 National Government Field Administration Services	20,927,298,782	418,223,629	21,345,522,411	-	-	-	20,927,298,782	418,223,629	21,345,522,411
1032	State Department for Devolution	1,373,575,547	14,176,122,542	15,549,698,089	-	-	-	1,373,575,547	14,176,122,542	15,549,698,089
	07120000 Devolution Services	1,373,575,547	14,176,122,542	15,549,698,089	-	-	-	1,373,575,547	14,176,122,542	15,549,698,089
1033	State Department for Special Programmes	13,808,627,546	165,602,460	13,974,230,006	-	-	-	13,808,627,546	165,602,460	13,974,230,006
	07130000 Special Initiatives	12,600,000,000	-	12,600,000,000	-	-	-	12,600,000,000	-	12,600,000,000
	07330000 Accelerated ASAL Development	1,208,627,546	165,602,460	1,374,230,006	-	-	-	1,208,627,546	165,602,460	1,374,230,006
1036	State Department for ASALs and Regional Development	9,622,656,046	4,975,689,612	14,598,345,658	-	-	-	9,622,656,046	4,975,689,612	14,598,345,658
	07330000 Accelerated ASAL Development	6,738,002,697	1,464,189,612	8,202,192,309	-	-	-	6,738,002,697	1,464,189,612	8,202,192,309
	07430000 General Administration, Planning and Support Services	270,363,022	-	270,363,022	-	-	-	270,363,022	-	270,363,022
	10130000 Integrated Regional Development	2,614,290,327	3,511,500,000	6,125,790,327	-	-	-	2,614,290,327	3,511,500,000	6,125,790,327
1041	Ministry of Defence	221,819,482,898	4,634,000,000	226,453,482,898	-	-	-	221,819,482,898	4,634,000,000	226,453,482,898
	08010000 Defence	209,311,367,978	4,434,000,000	213,745,367,978	-	-	-	209,311,367,978	4,434,000,000	213,745,367,978
	08020000 Civil Aid	335,000,000	-	335,000,000	-	-	-	335,000,000	-	335,000,000
	08030000 General Administration, Planning and Support Services	3,030,814,920	-	3,030,814,920	-	-	-	3,030,814,920	-	3,030,814,920
	08060000 Defence Industrialization	9,142,300,000	200,000,000	9,342,300,000	-	-	-	9,142,300,000	200,000,000	9,342,300,000
	State Department for Foreign Affairs	23,745,672,310	2,346,400,000	26,092,072,310	-	-	-	23,745,672,310	2,346,400,000	26,092,072,310
1053	07140000 General Administration Planning and Support Services	3,858,075,425	238,100,000	4,096,175,425	-	-	-	3,858,075,425	238,100,000	4,096,175,425
	07150000 Foreign Relation and Diplomacy	19,674,593,943	1,958,300,000	21,632,893,943	-	-	-	19,674,593,943	1,958,300,000	21,632,893,943
	07410000 Economic and Commercial Diplomacy	47,931,976	-	47,931,976	-	-	-	47,931,976	-	47,931,976
	07420000 Foreign Policy Research, Capacity Development and Technical Cooperation	165,070,966	150,000,000	315,070,966	-	-	-	165,070,966	150,000,000	315,070,966
1054	State Department for Diaspora Affairs	758,597,342	-	758,597,342	-	-	-	758,597,342	-	758,597,342
	07520000 Management of Diaspora and Consular Affairs	758,597,342	-	758,597,342	-	-	-	758,597,342	-	758,597,342
1064	State Department for Technical Vocational Education and Training	43,766,420,154	7,281,623,214	51,048,043,368	-	-	-	43,766,420,154	7,281,623,214	51,048,043,368
	05050000 Technical Vocational Education and Training	42,593,902,057	7,281,623,214	49,875,525,271	-	-	-	42,593,902,057	7,281,623,214	49,875,525,271
	05070000 Youth Training and Development	54,066,000	-	54,066,000	-	-	-	54,066,000	-	54,066,000
	05080000 General Administration, Planning and Support Services	1,118,452,097	-	1,118,452,097	-	-	-	1,118,452,097	-	1,118,452,097

FIRST SCHEDULE: SUPPLEMENTARY ESTIMATES II FOR FY 2025/26

VOTE CODE	VOTE & PROGRAMME	REVISED I BUDGET ESTIMATES FOR FY 2025/26			SUPPLEMENTARY II BUDGET ESTIMATES FOR FY 2025/26 (Changes)			FINAL REVISED II BUDGET ESTIMATES FOR FY 2025/26		
		GROSS CURRENT ESTIMATES	GROSS CAPITAL ESTIMATES	GROSS TOTAL ESTIMATES	GROSS CURRENT ESTIMATES	GROSS CAPITAL ESTIMATES	GROSS TOTAL ESTIMATES	GROSS CURRENT ESTIMATES	GROSS CAPITAL ESTIMATES	GROSS TOTAL ESTIMATES
1065	State Department for Higher Education	156,422,209,069	4,991,974,265	161,414,183,334	-	-	-	156,422,209,069	4,991,974,265	161,414,183,334
	05040000 University Education	156,073,182,266	4,991,974,265	161,065,156,531	-	-	-	156,073,182,266	4,991,974,265	161,065,156,531
	05080000 General Administration, Planning and Support Services	349,026,803	-	349,026,803	-	-	-	349,026,803	-	349,026,803
1066	State Department for Basic Education	113,099,115,548	18,072,925,086	131,172,040,634	-	-	1,500,000,000	114,599,115,548	18,072,925,086	132,672,040,634
	05010000 Primary Education	14,271,585,724	11,284,331,207	25,555,916,931	-	-	-	14,271,585,724	11,284,331,207	25,555,916,931
	05020000 Secondary Education	79,826,836,085	6,763,593,879	86,590,429,964	-	-	-	79,826,836,085	6,763,593,879	86,590,429,964
	05030000 Quality Assurance and Standards	12,999,676,992	25,000,000	13,024,676,992	-	-	1,500,000,000	14,499,676,992	25,000,000	14,524,676,992
	05080000 General Administration, Planning and Support Services	6,001,016,747	-	6,001,016,747	-	-	-	6,001,016,747	-	6,001,016,747
1067	State Department for Science, Innovation and Research	1,069,556,501	-	1,069,556,501	-	-	-	1,069,556,501	-	1,069,556,501
	05060000 Research, Science, Technology and Innovation	1,069,556,501	-	1,069,556,501	-	-	-	1,069,556,501	-	1,069,556,501
1071	The National Treasury	90,522,736,386	39,062,348,668	129,585,085,054	(650,000,000)	(1,800,000,000)	(2,450,000,000)	89,872,736,386	37,262,348,668	127,135,085,054
	07170000 General Administration Planning and Support Services	77,008,577,496	6,449,946,483	83,458,523,979	(700,000,000)	-	(700,000,000)	76,308,577,496	6,449,946,483	82,758,523,979
	07180000 Public Financial Management	9,054,109,245	20,799,402,185	29,853,511,430	-	(1,800,000,000)	(1,800,000,000)	9,054,109,245	18,999,402,185	28,053,511,430
	07190000 Economic and Financial Policy Formulation and Management	3,831,805,645	11,813,000,000	15,644,805,645	50,000,000	-	50,000,000	3,881,805,645	11,813,000,000	15,694,805,645
	07200000 Market Competition	628,244,000	-	628,244,000	-	-	-	628,244,000	-	628,244,000
1072	State Department for Economic Planning	4,432,772,754	62,210,963,082	66,643,735,836	-	-	-	4,432,772,754	62,210,963,082	66,643,735,836
	07710000 Monitoring and Evaluation Services	168,338,922	106,000,000	274,338,922	-	-	-	168,338,922	106,000,000	274,338,922
	07070000 National Statistical Information Services	1,058,210,000	2,985,068,247	4,043,278,247	-	-	-	1,058,210,000	2,985,068,247	4,043,278,247
	07090000 General Administration Planning and Support Services	862,308,842	-	862,308,842	-	-	-	862,308,842	-	862,308,842
	077400 Macro-economic Policy, National Planning and Research	1,327,383,504	242,166,688	1,569,550,192	-	-	-	1,327,383,504	242,166,688	1,569,550,192
1073	077500 Sectoral and Intergovernmental Development Planning Coordination	1,016,511,486	58,877,728,147	59,894,239,633	-	-	-	1,016,511,486	58,877,728,147	59,894,239,633
	State Department for Investments and Assets Management	3,873,106,245	736,000,000	4,609,106,245	-	-	-	3,873,106,245	736,000,000	4,609,106,245
	07180000 Public Financial Management	3,873,106,245	736,000,000	4,609,106,245	-	-	-	3,873,106,245	736,000,000	4,609,106,245
1082	State Department for Medical Services	93,491,104,178	33,653,673,817	127,144,777,995	-	100,000,000	100,000,000	93,491,104,178	33,753,673,817	127,244,777,995
	04020000 National Referral & Specialized Services	50,306,202,964	9,486,605,217	59,792,808,181	-	-	-	50,306,202,964	9,486,605,217	59,792,808,181
	04100000 Curative & Reproductive Maternal New Born Child Adolescent Health RMNCAH	5,783,961,361	23,907,068,600	29,691,029,961	-	100,000,000	100,000,000	5,783,961,361	24,007,068,600	29,791,029,961
	04110000 Health Research and Innovations	3,073,126,000	260,000,000	3,333,126,000	-	-	-	3,073,126,000	260,000,000	3,333,126,000
	04120000 General Administration	34,327,813,853	-	34,327,813,853	-	-	-	34,327,813,853	-	34,327,813,853
	State Department for Public Health and Professional Standards	33,522,554,125	4,202,022,823	37,724,576,948	-	-	-	33,522,554,125	4,202,022,823	37,724,576,948

FIRST SCHEDULE: SUPPLEMENTARY ESTIMATES II FOR FY 2025/26

VOTE CODE	VOTE & PROGRAMME	REVISED I BUDGET ESTIMATES FOR FY 2025/26			SUPPLEMENTARY II BUDGET ESTIMATES FOR FY 2025/26 (Changes)			FINAL REVISED II BUDGET ESTIMATES FOR FY 2025/26		
		GROSS CURRENT ESTIMATES	GROSS CAPITAL ESTIMATES	GROSS TOTAL ESTIMATES	GROSS CURRENT ESTIMATES	GROSS CAPITAL ESTIMATES	GROSS TOTAL ESTIMATES	GROSS CURRENT ESTIMATES	GROSS CAPITAL ESTIMATES	GROSS TOTAL ESTIMATES
1083	0406000 Preventive and Promotive Health Services	6,492,766,703	2,617,022,823	9,109,789,526	-	-	-	6,492,766,703	2,617,022,823	9,109,789,526
	0407000 Health Resources Development and Innovation	19,488,296,016	1,535,000,000	21,023,296,016	-	-	-	19,488,296,016	1,535,000,000	21,023,296,016
	0408000 Health Policy, Standards and Regulations	4,442,009,738	50,000,000	4,492,009,738	-	-	-	4,442,009,738	50,000,000	4,492,009,738
	0412000 General Administration	3,099,481,668	-	3,099,481,668	-	-	-	3,099,481,668	-	3,099,481,668
1091	State Department for Roads	71,628,311,335	182,745,103,248	254,373,414,583	-	-	-	71,628,311,335	182,745,103,248	254,373,414,583
	0202000 Road Transport	71,628,311,335	182,745,103,248	254,373,414,583	-	-	-	71,628,311,335	182,745,103,248	254,373,414,583
	State Department for Transport	6,833,234,006	61,200,074,734	68,033,308,740	-	-	-	6,833,234,006	61,200,074,734	68,033,308,740
1092	0201000 General Administration, Planning and Support Services	1,535,977,991	2,119,327,461	3,655,305,452	-	-	-	1,535,977,991	2,119,327,461	3,655,305,452
	0203000 Rail Transport	608,021,481	51,214,281,780	51,822,303,261	-	-	-	608,021,481	51,214,281,780	51,822,303,261
	0204000 Marine Transport	16,781,924	7,400,000,000	7,416,781,924	-	-	-	16,781,924	7,400,000,000	7,416,781,924
	0216000 Road Safety	4,672,452,610	466,465,493	5,138,918,103	-	-	-	4,672,452,610	466,465,493	5,138,918,103
1093	State Department for Shipping and Maritime Affairs	3,628,867,961	2,624,602,460	6,253,470,421	-	-	-	3,628,867,961	2,624,602,460	6,253,470,421
	0220000 Shipping and Maritime Affairs	3,628,867,961	2,624,602,460	6,253,470,421	-	-	-	3,628,867,961	2,624,602,460	6,253,470,421
	State Department for Housing and Urban Development	6,926,100,586	140,986,551,477	147,912,652,063	-	-	-	6,926,100,586	140,986,551,477	147,912,652,063
1094	0102000 Housing Development and Human Settlement	4,527,329,848	128,219,100,776	132,746,430,624	-	-	-	4,527,329,848	128,219,100,776	132,746,430,624
	0105000 Urban and Metropolitan Development	1,807,186,114	12,767,450,701	14,574,636,815	-	-	-	1,807,186,114	12,767,450,701	14,574,636,815
	0106000 General Administration Planning and Support Services	591,584,624	-	591,584,624	-	-	-	591,584,624	-	591,584,624
	State Department for Public Works	4,045,131,249	813,000,000	4,858,131,249	-	-	-	4,045,131,249	813,000,000	4,858,131,249
1095	0103000 Government Buildings	672,133,727	454,000,000	1,126,133,727	-	-	-	672,133,727	454,000,000	1,126,133,727
	0104000 Cosline Infrastructure and Pedestrian Access	107,217,373	309,000,000	416,217,373	-	-	-	107,217,373	309,000,000	416,217,373
	0106000 General Administration Planning and Support Services	425,513,929	-	425,513,929	-	-	-	425,513,929	-	425,513,929
	0218000 Regulation and Development of the Construction Industry	2,840,266,220	50,000,000	2,890,266,220	-	-	-	2,840,266,220	50,000,000	2,890,266,220
1097	State Department for Aviation and Aerospace Development	14,359,440,049	652,805,330	15,012,245,379	-	-	-	14,359,440,049	652,805,330	15,012,245,379
	0205000 Air Transport	14,359,440,049	652,805,330	15,012,245,379	-	-	-	14,359,440,049	652,805,330	15,012,245,379
1104	State Department for Irrigation	1,130,673,973	10,934,571,601	12,065,245,574	-	-	-	1,130,673,973	10,934,571,601	12,065,245,574
	1014000 Irrigation and Land Reclamation	903,579,849	9,645,030,925	10,548,610,774	-	-	(250,000,000)	903,579,849	9,395,030,925	10,298,610,774
	1022000 Water Harvesting and Storage for Irrigation	20,860,560	1,289,540,676	1,310,401,236	-	-	250,000,000	20,860,560	1,539,540,676	1,560,401,236
1023000 General Administration, Planning and Support Services	206,233,564	-	206,233,564	-	-	-	206,233,564	-	206,233,564	
	State Department for Water & Sanitation	8,496,042,945	49,537,575,232	58,033,618,177	-	-	2,300,000,000	8,496,042,945	51,837,575,232	60,333,618,177

FIRST SCHEDULE: SUPPLEMENTARY ESTIMATES II FOR FY 2025/26

VOTE CODE	VOTE & PROGRAMME Administration, Planning and Support Services	REVISED I BUDGET ESTIMATES FOR FY 2025/26			SUPPLEMENTARY II BUDGET ESTIMATES FOR FY 2025/26 (Changes)			FINAL REVISED II BUDGET ESTIMATES FOR FY 2025/26		
		GROSS CURRENT ESTIMATES	GROSS CAPITAL ESTIMATES	GROSS TOTAL ESTIMATES	GROSS CURRENT ESTIMATES	GROSS CAPITAL ESTIMATES	GROSS TOTAL ESTIMATES	GROSS CURRENT ESTIMATES	GROSS CAPITAL ESTIMATES	GROSS TOTAL ESTIMATES
1109	1001000 General Administration, Planning and Support Services	751,853,960	115,000,000	866,853,960	-	-	-	751,853,960	115,000,000	866,853,960
	1004000 Water Resources Management	2,061,153,385	10,878,897,000	12,940,050,385	-	-	-	2,061,153,385	10,878,897,000	12,940,050,385
	1015000 Water Storage and Flood Control	372,200,000	2,803,901,215	3,176,101,215	4,938,635,600	31,836,573,802	36,775,209,402	5,310,835,600	34,640,475,017	39,951,310,617
	1017000 Water and Sewerage Infrastructure Development	5,310,835,600	35,739,777,017	41,050,612,617	(4,938,635,600)	(29,536,573,802)	(34,475,209,402)	372,200,000	6,203,203,215	6,575,403,215
1112	State Department for Lands and Physical Planning	5,606,974,348	7,701,590,000	13,308,564,348	-	-	-	5,606,974,348	7,701,590,000	13,308,564,348
	0101000 Land Policy and Planning	4,274,233,746	6,820,090,000	11,094,323,746	-	-	-	4,274,233,746	6,820,090,000	11,094,323,746
	0121000 Land Information Management	71,011,382	881,500,000	952,511,382	-	-	-	71,011,382	881,500,000	952,511,382
	0122000 General Administration, Planning and Support Services	1,261,729,220	-	1,261,729,220	-	-	-	1,261,729,220	-	1,261,729,220
1122	State Department for Information Communication Technology & Digital Economy	3,627,927,301	8,587,200,631	12,215,127,932	-	-	-	3,627,927,301	8,587,200,631	12,215,127,932
	0207000 General Administration Planning and Support Services	410,428,424	-	410,428,424	-	-	-	410,428,424	-	410,428,424
	0210000 ICT Infrastructure Development	1,264,330,000	7,869,935,965	9,134,265,965	-	-	-	1,264,330,000	7,869,935,965	9,134,265,965
	0217000 E-Government Services	1,953,168,877	717,266,666	2,670,435,543	-	-	-	1,953,168,877	717,266,666	2,670,435,543
1123	State Department for Broadcasting & Telecommunications	6,090,206,768	325,278,110	6,415,484,878	150,000,000	-	150,000,000	6,240,206,768	325,278,110	6,565,484,878
	0207000 General Administration Planning and Support Services	303,431,583	-	303,431,583	-	-	-	303,431,583	-	303,431,583
	0208000 Information and Communication Services	5,510,386,185	291,605,610	5,801,991,795	150,000,000	-	150,000,000	5,660,386,185	291,605,610	5,951,991,795
	0209000 Mass Media Skills Development	276,389,000	33,672,500	310,061,500	-	-	-	276,389,000	33,672,500	310,061,500
1132	State Department for Sports	5,652,660,675	19,511,000,000	25,163,660,675	2,000,000	4,100,000,000	4,102,000,000	5,654,660,675	23,611,000,000	29,265,660,675
	0901000 Sports	5,652,660,675	19,511,000,000	25,163,660,675	2,000,000	4,100,000,000	4,102,000,000	5,654,660,675	23,611,000,000	29,265,660,675
	State Department for Culture, The Arts and Heritage	3,014,569,160	211,980,000	3,226,549,160	-	-	-	2,999,569,160	211,980,000	3,226,549,160
	0902000 Culture / Heritage	1,925,338,983	85,000,000	2,010,338,983	-	-	-	1,925,338,983	85,000,000	2,010,338,983
1134	0903000 The Arts	238,988,394	40,000,000	293,988,394	-	-	-	238,988,394	40,000,000	293,988,394
	0904000 Library Services	435,782,190	-	435,782,190	-	-	-	435,782,190	-	435,782,190
	0905000 General Administration, Planning and Support Services	148,302,915	-	148,302,915	-	-	-	148,302,915	-	148,302,915
	0916000 Public Records Management	190,156,678	86,980,000	277,136,678	-	-	-	190,156,678	86,980,000	277,136,678
1135	0917000 Lottery Control, Licensing and Regulations	61,000,000	-	61,000,000	-	-	-	61,000,000	-	61,000,000
	State Department for Youth Affairs and the Creative Economy	2,877,252,840	1,286,276,325	4,163,529,165	-	1,940,000,000	1,940,000,000	2,892,252,840	3,226,276,325	6,103,529,165
	0221000 Film Development Services	833,153,224	34,700,000	852,853,224	-	-	-	833,153,224	34,700,000	852,853,224
	0711000 Youth Empowerment Services	352,801,955	259,769,867	612,571,822	-	-	-	352,801,955	259,769,867	612,571,822
0748000 Youth Development Services	776,689,739	991,806,458	1,768,496,197	-	1,940,000,000	1,940,000,000	776,689,739	2,931,806,458	3,708,496,197	

FIRST SCHEDULE: SUPPLEMENTARY ESTIMATES II FOR FY 2025/26

VOTE CODE	VOTE & PROGRAMME	REVISED I BUDGET ESTIMATES FOR FY 2025/26			SUPPLEMENTARY II BUDGET ESTIMATES FOR FY 2025/26 (Changes)			FINAL REVISED II BUDGET ESTIMATES FOR FY 2025/26		
		GROSS CURRENT ESTIMATES	GROSS CAPITAL ESTIMATES	GROSS TOTAL ESTIMATES	GROSS CURRENT ESTIMATES	GROSS CAPITAL ESTIMATES	GROSS TOTAL ESTIMATES	GROSS CURRENT ESTIMATES	GROSS CAPITAL ESTIMATES	GROSS TOTAL ESTIMATES
1176	0316000 Promotion and Development of MSMEs	969,016,368	5,589,579,500	6,558,595,868	-	3,847,023,911	3,847,023,911	969,016,368	9,436,603,411	10,405,619,779
	0317000 Product and Market Development for MSMEs	653,680,335	55,000,000	708,680,335	-	-	-	653,680,335	55,000,000	708,680,335
	0318000 Digitization and Financial Inclusion for MSMEs	335,630,000	350,000,000	685,630,000	-	-	-	335,630,000	350,000,000	685,630,000
	0319000 General Administration, Planning and Support Services	298,671,560	-	298,671,560	-	-	-	298,671,560	-	298,671,560
1177	State Department for Investment Promotion	1,612,111,370	3,261,026,000	4,873,137,370	-	-	-	1,612,111,370	3,261,026,000	4,873,137,370
	0322000 Investment Development and Promotion	1,612,111,370	3,261,026,000	4,873,137,370	-	-	-	1,612,111,370	3,261,026,000	4,873,137,370
1184	State Department for Labour and Skills Development	4,986,186,400	852,601,830	5,838,788,230	-	-	-	4,986,186,400	852,601,830	5,838,788,230
	0910000 General Administration Planning and Support Services	739,410,174	84,000,000	823,410,174	-	-	-	739,410,174	84,000,000	823,410,174
	0906000 Labour, Employment and Safety Services	1,569,164,757	212,601,830	1,781,766,587	-	-	-	1,569,164,757	212,601,830	1,781,766,587
	0907000 Manpower Development, Industrial Skills & Productivity Management	2,677,611,469	556,000,000	3,233,611,469	-	-	-	2,677,611,469	556,000,000	3,233,611,469
1185	State Department for Social Protection and Senior Citizen Affairs	33,284,872,382	207,360,780	33,492,233,162	-	-	-	33,284,872,382	207,360,780	33,492,233,162
	0908000 Social Development and Children Services	1,974,917,271	49,230,000	2,024,147,271	-	-	-	1,974,917,271	49,230,000	2,024,147,271
	0909000 National Social Safety Net	30,880,349,431	158,130,780	31,038,480,211	-	-	-	30,880,349,431	158,130,780	31,038,480,211
	0914000 General Administration, Planning and Support Services	429,605,680	-	429,605,680	-	-	-	429,605,680	-	429,605,680
1186	State Department for Children Services	11,941,011,616	183,630,000	12,124,641,616	-	-	-	11,941,011,616	183,630,000	12,124,641,616
	0908000 Social Development and Children Services	2,330,303,063	183,630,000	2,513,933,063	-	-	-	2,330,303,063	183,630,000	2,513,933,063
	0909000 National Social Safety Net	9,310,736,000	-	9,310,736,000	-	-	-	9,310,736,000	-	9,310,736,000
	0914000 General Administration, Planning and Support Services	299,972,553	-	299,972,553	-	-	-	299,972,553	-	299,972,553
1192	State Department for Mining	2,193,541,987	267,171,968	2,460,713,955	40,000,000	-	40,000,000	2,233,541,987	267,171,968	2,500,713,955
	1007000 General Administration Planning and Support Services	483,967,973	-	483,967,973	40,000,000	-	40,000,000	523,967,973	-	523,967,973
	1009000 Mineral Resources Management	1,054,757,910	41,190,000	1,095,947,910	-	-	-	1,054,757,910	41,190,000	1,095,947,910
	1021000 Geological Survey and Geoinformation Management	654,816,104	225,981,968	880,798,072	-	-	-	654,816,104	225,981,968	880,798,072
1193	State Department for Petroleum	25,030,336,525	5,291,000,000	30,321,336,525	-	-	-	25,030,336,525	5,291,000,000	30,321,336,525
	0215000 Exploration and Distribution of Oil and Gas	25,030,336,525	5,291,000,000	30,321,336,525	-	-	-	25,030,336,525	5,291,000,000	30,321,336,525
1202	State Department for Tourism	11,758,465,185	5,210,000,000	16,968,465,185	-	-	-	11,758,465,185	5,210,000,000	16,968,465,185
	0313000 Tourism Promotion and Marketing	1,069,236,000	584,000,000	1,653,236,000	-	-	-	1,069,236,000	584,000,000	1,653,236,000
	0314000 Tourism Product Development and Diversification	10,422,598,319	4,586,000,000	15,008,598,319	-	-	-	10,422,598,319	4,586,000,000	15,008,598,319

FIRST SCHEDULE: SUPPLEMENTARY ESTIMATES II FOR FY 2025/26

VOTE CODE	VOTE & PROGRAMME	REVISED I BUDGET ESTIMATES FOR FY 2025/26			SUPPLEMENTARY II BUDGET ESTIMATES FOR FY 2025/26 (Changes)			FINAL REVISED II BUDGET ESTIMATES FOR FY 2025/26		
		GROSS CURRENT ESTIMATES	GROSS CAPITAL ESTIMATES	GROSS TOTAL ESTIMATES	GROSS CURRENT ESTIMATES	GROSS CAPITAL ESTIMATES	GROSS TOTAL ESTIMATES	GROSS CURRENT ESTIMATES	GROSS CAPITAL ESTIMATES	GROSS TOTAL ESTIMATES
	0315000 General Administration, Planning and Support Services	266,630,866	40,000,000	306,630,866	-	-	-	266,630,866	40,000,000	306,630,866
1203	State Department for Wildlife	13,565,797,441	3,529,080,668	17,094,878,109	-	-	-	13,565,797,441	3,529,080,668	17,094,878,109
	1019000 Wildlife Conservation and Management	13,565,797,441	3,529,080,668	17,094,878,109	-	-	-	13,565,797,441	3,529,080,668	17,094,878,109
	State Department for Gender and Affirmative Action	1,666,159,992	4,633,355,549	6,299,515,541	-	-	-	1,666,159,992	4,633,355,549	6,299,515,541
1212	0911000 Community Development	470,810,000	4,484,406,145	4,955,216,145	-	-	-	470,810,000	4,484,406,145	4,955,216,145
	0912000 Gender Empowerment	927,961,098	148,949,404	1,076,910,502	-	-	-	927,961,098	148,949,404	1,076,910,502
	0913000 General Administration, Planning and Support Services	267,388,894	-	267,388,894	-	-	-	267,388,894	-	267,388,894
	State Department for Public Service and Human Capital Development	22,056,139,995	2,024,182,111	24,080,322,106	198,000,000	-	198,000,000	22,254,139,995	2,024,182,111	24,278,322,106
1213	0710000 Public Service Transformation	10,318,378,504	1,909,182,111	12,227,560,615	-	-	-	10,318,378,504	1,909,182,111	12,227,560,615
	0709000 General Administration Planning and Support Services	1,618,047,732	-	1,618,047,732	198,000,000	-	198,000,000	1,816,047,732	-	1,816,047,732
	0747000 National Youth Service	10,119,713,759	115,000,000	10,334,713,759	-	-	-	10,119,713,759	115,000,000	10,234,713,759
1221	State Department for East African Community Affairs	1,146,235,139	-	1,146,235,139	-	-	-	1,146,235,139	-	1,146,235,139
	0205000 East African Affairs and Regional Integration	1,146,235,139	-	1,146,235,139	-	-	-	1,146,235,139	-	1,146,235,139
1252	The State Law Office	5,115,845,730	300,000,000	5,415,845,730	30,000,000	-	30,000,000	5,145,845,730	300,000,000	5,445,845,730
	0606000 Legal Services	4,364,118,984	50,000,000	4,414,118,984	(16,300,000)	-	(16,300,000)	4,347,818,984	50,000,000	4,397,818,984
	0609000 General Administration, Planning and Support Services	751,726,746	250,000,000	1,001,726,746	46,300,000	-	46,300,000	798,026,746	250,000,000	1,048,026,746
1253	State Department for Justice Human Rights and Constitutional Affairs	1,063,722,234	-	1,063,722,234	-	-	-	1,063,722,234	-	1,063,722,234
	0607000 Governance, Legal Training and Constitutional Affairs	1,063,722,234	-	1,063,722,234	-	-	-	1,063,722,234	-	1,063,722,234
1271	Ethics and Anti-Corruption Commission	4,358,500,694	180,000,000	4,538,500,694	-	-	-	4,358,500,694	180,000,000	4,538,500,694
	0611000 Ethics and Anti-Corruption	4,358,500,694	180,000,000	4,538,500,694	-	-	-	4,358,500,694	180,000,000	4,538,500,694
1281	National Intelligence Service	61,447,229,480	-	61,447,229,480	3,500,000,000	-	3,500,000,000	64,947,229,480	-	64,947,229,480
	0804000 National Security Intelligence	61,447,229,480	-	61,447,229,480	3,500,000,000	-	3,500,000,000	64,947,229,480	-	64,947,229,480
1291	Office of the Director of Public Prosecutions	5,560,227,372	286,000,000	5,846,227,372	-	-	-	5,560,227,372	286,000,000	5,846,227,372
	0612000 Public Prosecution Services	5,560,227,372	286,000,000	5,846,227,372	-	-	-	5,560,227,372	286,000,000	5,846,227,372
1311	Office of the Registrar of Political Parties	3,056,967,519	-	3,056,967,519	-	-	-	3,056,967,519	-	3,056,967,519
	0614000 Registration, Regulation and Funding of Political Parties	3,056,967,519	-	3,056,967,519	-	-	-	3,056,967,519	-	3,056,967,519
1321	Witness Protection Agency	791,206,825	-	791,206,825	-	-	-	791,206,825	-	791,206,825
	0615000 Witness Protection	791,206,825	-	791,206,825	-	-	-	791,206,825	-	791,206,825
	State Department for Environment & Climate Change	4,142,148,200	1,703,702,439	5,845,850,639	-	-	-	4,142,148,200	1,703,702,439	5,845,850,639

FIRST SCHEDULE: SUPPLEMENTARY ESTIMATES II FOR FY 2025/26

VOTE CODE	VOTE & PROGRAMME	REVISED I BUDGET ESTIMATES FOR FY 2025/26			SUPPLEMENTARY II BUDGET ESTIMATES FOR FY 2025/26 (Changes)			FINAL REVISED II BUDGET ESTIMATES FOR FY 2025/26		
		GROSS CURRENT ESTIMATES	GROSS CAPITAL ESTIMATES	GROSS TOTAL ESTIMATES	GROSS CURRENT ESTIMATES	GROSS CAPITAL ESTIMATES	GROSS TOTAL ESTIMATES	GROSS CURRENT ESTIMATES	GROSS CAPITAL ESTIMATES	GROSS TOTAL ESTIMATES
1331	1002000 Environment Management and Protection 1010000 General Administration, Planning and Support Services	2,122,373,615	1,474,702,439	3,597,076,054	-	-	-	2,122,373,615	1,474,702,439	3,597,076,054
	1012000 Meteorological Services	509,785,088	-	509,785,088	-	-	-	509,785,088	-	509,785,088
	1012000 Meteorological Services	1,509,989,497	229,000,000	1,738,989,497	-	-	-	1,509,989,497	229,000,000	1,738,989,497
1332	State Department for Forestry 1018000 Forests Development, Management and Conservation 1024000 Agroforestry and Commercial Forestry Development	11,087,544,588	6,462,041,057	17,549,585,645	-	-	-	11,087,544,588	6,462,041,057	17,549,585,645
	1025000 General Administration, Planning and Support Services	10,823,741,680	6,462,041,057	17,285,782,737	-	-	-	10,823,741,680	6,462,041,057	17,285,782,737
	1025000 General Administration, Planning and Support Services	15,295,289	-	15,295,289	-	-	-	15,295,289	-	15,295,289
	1025000 General Administration, Planning and Support Services	248,507,619	-	248,507,619	-	-	-	248,507,619	-	248,507,619
2011	Kenya National Commission on Human Rights 0616000 Protection and Promotion of Human Rights	521,334,902	-	521,334,902	-	-	-	521,334,902	-	521,334,902
	0616000 Protection and Promotion of Human Rights	521,334,902	-	521,334,902	-	-	-	521,334,902	-	521,334,902
2021	National Land Commission 0119000 Land Administration and Management	5,553,230,215	556,104,101	6,109,334,316	-	-	-	5,553,230,215	556,104,101	6,109,334,316
	0119000 Land Administration and Management	5,553,230,215	556,104,101	6,109,334,316	-	-	-	5,553,230,215	556,104,101	6,109,334,316
2031	Independent Electoral and Boundaries Commission 0617000 Management of Electoral Processes	12,980,293,313	30,000,000	13,010,293,313	-	-	-	12,980,293,313	30,000,000	13,010,293,313
	0617000 Management of Electoral Processes	12,980,293,313	30,000,000	13,010,293,313	-	-	-	12,980,293,313	30,000,000	13,010,293,313
2061	The Commission on Revenue Allocation 0737000 Inter-Governmental Transfers and Financial Matters	488,188,526	-	488,188,526	-	-	-	488,188,526	-	488,188,526
	0737000 Inter-Governmental Transfers and Financial Matters	488,188,526	-	488,188,526	-	-	-	488,188,526	-	488,188,526
	Public Service Commission 0725000 General Administration, Planning and Support Services	3,597,062,711	-	3,597,062,711	-	-	-	3,597,062,711	-	3,597,062,711
	0726000 Human Resource Management and Development	988,556,452	-	988,556,452	-	-	-	988,556,452	-	988,556,452
2071	0727000 Governance and National Values 0744000 Performance and Productivity Management	2,379,675,685	-	2,379,675,685	-	-	-	2,379,675,685	-	2,379,675,685
	0744000 Performance and Productivity Management	168,512,866	-	168,512,866	-	-	-	168,512,866	-	168,512,866
	075000 Administration of Quasi-Judicial Functions	39,269,892	-	39,269,892	-	-	-	39,269,892	-	39,269,892
	075000 Administration of Quasi-Judicial Functions	21,047,816	-	21,047,816	-	-	-	21,047,816	-	21,047,816
2081	Salaries and Remuneration Commission 0728000 Salaries and Remuneration Management	869,463,435	-	869,463,435	-	-	-	869,463,435	-	869,463,435
	0728000 Salaries and Remuneration Management	869,463,435	-	869,463,435	-	-	-	869,463,435	-	869,463,435
	Teachers Service Commission 0509000 Teacher Resource Management	410,622,082,376	671,000,000	411,293,082,376	-	-	-	410,622,082,376	671,000,000	411,293,082,376
2091	0510000 Governance and Standards 0511000 General Administration, Planning and Support Services	400,765,210,976	629,000,000	401,394,210,976	-	-	-	400,765,210,976	629,000,000	401,394,210,976
	0510000 Governance and Standards	1,092,232,527	-	1,092,232,527	-	-	-	1,092,232,527	-	1,092,232,527
	0511000 General Administration, Planning and Support Services	8,764,638,873	42,000,000	8,806,638,873	-	-	-	8,764,638,873	42,000,000	8,806,638,873
2101	National Police Service Commission 0620000 National Police Service Human Resource Management	1,455,398,649	-	1,455,398,649	-	-	-	1,455,398,649	-	1,455,398,649
	0620000 National Police Service Human Resource Management	1,455,398,649	-	1,455,398,649	-	-	-	1,455,398,649	-	1,455,398,649

FIRST SCHEDULE: SUPPLEMENTARY ESTIMATES II FOR FY 2025/26

VOTE CODE	VOTE & PROGRAMME	REVISED I BUDGET ESTIMATES FOR FY 2025/26			SUPPLEMENTARY II BUDGET ESTIMATES FOR FY 2025/26 (Changes)			FINAL REVISED II BUDGET ESTIMATES FOR FY 2025/26		
		GROSS CURRENT ESTIMATES	GROSS CAPITAL ESTIMATES	GROSS TOTAL ESTIMATES	GROSS CURRENT ESTIMATES	GROSS CAPITAL ESTIMATES	GROSS TOTAL ESTIMATES	GROSS CURRENT ESTIMATES	GROSS CAPITAL ESTIMATES	GROSS TOTAL ESTIMATES
2111	Auditor General	8,359,032,880	330,000,000	8,689,032,880	-	-	-	8,359,032,880	330,000,000	8,689,032,880
	0729000 Audit Services	8,359,032,880	330,000,000	8,689,032,880	-	-	-	8,359,032,880	330,000,000	8,689,032,880
2121	Controller of Budget	948,093,754	-	948,093,754	-	-	-	948,093,754	-	948,093,754
	0730000 Control and Management of Public finances	948,093,754	-	948,093,754	-	-	-	948,093,754	-	948,093,754
2131	Commission on Administrative Justice	666,212,573	-	666,212,573	-	-	-	666,212,573	-	666,212,573
	0731000 Promotion of Administrative Justice	666,212,573	-	666,212,573	-	-	-	666,212,573	-	666,212,573
2141	National Gender and Equality Commission	560,367,804	-	560,367,804	-	-	-	560,367,804	-	560,367,804
	0621000 Promotion of Gender Equality and Freedom from Discrimination	560,367,804	-	560,367,804	-	-	-	560,367,804	-	560,367,804
2151	Independent Policing Oversight Authority	1,405,881,096	-	1,405,881,096	-	-	-	1,405,881,096	-	1,405,881,096
	0622000 Policing Oversight Services	1,405,881,096	-	1,405,881,096	-	-	-	1,405,881,096	-	1,405,881,096
	Sub-Total: Executive	1,960,434,830,717	876,219,675,346	2,836,654,506,063	7,619,000,000	10,618,023,911	18,237,023,911	1,968,043,830,717	886,837,699,257	2,854,881,529,974
1261	The Judiciary	25,637,400,000	1,513,258,328	27,150,658,328	-	-	-	25,637,400,000	1,513,258,328	27,150,658,328
	0610000 Dispensation of Justice	25,637,400,000	1,513,258,328	27,150,658,328	-	-	-	25,637,400,000	1,513,258,328	27,150,658,328
2051	Judicial Service Commission	940,710,000	-	940,710,000	-	-	-	940,710,000	-	940,710,000
	0619000 Judicial Oversight	940,710,000	-	940,710,000	-	-	-	940,710,000	-	940,710,000
	Sub-Total: Judiciary	26,578,110,000	1,513,258,328	28,091,368,328	-	-	-	26,578,110,000	1,513,258,328	28,091,368,328
2041	Parliamentary Service Commission	2,869,865,359	-	2,869,865,359	-	-	-	2,869,865,359	-	2,869,865,359
	0765000 General Administration, Planning and Support Services	2,869,865,359	-	2,869,865,359	-	-	-	2,869,865,359	-	2,869,865,359
	0766000 Human Resource Management and Development	2,869,865,359	-	2,869,865,359	-	-	-	2,869,865,359	-	2,869,865,359
	Sub-Total: Parliamentary Service Commission	2,869,865,359	-	2,869,865,359	-	-	-	2,869,865,359	-	2,869,865,359
2042	National Assembly	28,928,556,038	-	28,928,556,038	-	-	-	28,928,556,038	-	28,928,556,038
	0721000 National Legislation, Representation and Oversight	28,928,556,038	-	28,928,556,038	-	-	-	28,928,556,038	-	28,928,556,038
2043	Parliamentary Joint Services	6,948,110,806	1,565,000,000	8,513,110,806	-	-	-	6,948,110,806	1,565,000,000	8,513,110,806
	0723000 General Administration, Planning and Support Services	6,948,110,806	1,565,000,000	8,513,110,806	-	-	-	6,948,110,806	1,565,000,000	8,513,110,806
	0746000 Legislative Training Research & Knowledge Management	224,000,000	-	224,000,000	-	-	-	224,000,000	-	224,000,000
	Sub-Total: Parliamentary Joint Services	8,379,167,797	-	8,379,167,797	-	-	-	8,379,167,797	-	8,379,167,797
2044	Senate	3,255,450,000	-	3,255,450,000	-	-	-	3,255,450,000	-	3,255,450,000
	0767000 Senate Legislation and Oversight	3,255,450,000	-	3,255,450,000	-	-	-	3,255,450,000	-	3,255,450,000
	0768000 Senate Representation, Liaison and Intergovernmental Relations	2,168,550,000	-	2,168,550,000	-	-	-	2,168,550,000	-	2,168,550,000
	0769000 General Administration, Planning and Support Services	2,955,167,797	-	2,955,167,797	-	-	-	2,955,167,797	-	2,955,167,797
	Sub-Total: Parliament	47,125,700,000	1,565,000,000	48,690,700,000	-	-	-	47,125,700,000	1,565,000,000	48,690,700,000

FIRST SCHEDULE: SUPPLEMENTARY ESTIMATES II FOR FY 2025/26

VOTE CODE	REVISED I BUDGET ESTIMATES FOR FY 2025/26		SUPPLEMENTARY II BUDGET ESTIMATES FOR FY 2025/26		SUPPLEMENTARY II BUDGET ESTIMATES FOR FY 2025/26		FINAL REVISED II BUDGET ESTIMATES FOR FY 2025/26	
	GROSS CURRENT ESTIMATES	GROSS CAPITAL ESTIMATES	GROSS CURRENT ESTIMATES	GROSS CAPITAL ESTIMATES	GROSS TOTAL ESTIMATES	GROSS CAPITAL ESTIMATES	GROSS TOTAL ESTIMATES	GROSS CAPITAL ESTIMATES
VOTE A PROGRAMME	2,034,128,640,717	879,297,933,674	2,913,426,574,391	7,619,000,000	10,618,033,611	19,237,023,611	2,044,747,540,717	899,915,937,585
Grand Total								2,654,663,500,302



6/17/2026 14:20		SECOND SCHEDULE BUDGET COMMITTEE FINANCIAL RECOMMENDATIONS 2025/2026 SUPPLEMENTARY No.2 ESTIMATES						
Vote Code	Departmental Committee	VOTE/PROGRAMME CODES & TITLE	Recurrent		Development		Gross Change	Notes
			Reduction	Increase	Reduction	Increase		
1	ADMINISTRATION & INTERNAL AFFAIRS		(50,000,000)	290,000,000	-	-	240,000,000	
1011		Office of the President						
1011		0603000 Government Printing Services						
1011		0701000 General Administration Planning and Support Services						
1011		0703000 Government Advisory Services						
1011		0770000 Leadership and Coordination of Government Services						
1012		Office of the Deputy President						
1012		0734000 Deputy President Services						
1013		Office of the Prime Cabinet Secretary						
1013		0755000 Government Coordination and Supervision						
1014		State Department for Parliamentary Affairs						
1014		0759000 Parliamentary Liaison and Legislative Affairs						
1014		0760000 Policy Coordination and Strategy						
1014		0761000 General Administration, Planning and Support Services						
1016		State Department for Cabinet Affairs						
1016		0758000 Cabinet Affairs Services						
1017		State House Affairs						
1017		0704000 State House Affairs						
1018		State Department for National Government Coordination	(50,000,000)	50,000,000				
1018		0755000 Government Coordination and Supervision	(50,000,000)	50,000,000				Reduce Ksh. 50 million (Recurrent) from refurbishment of buildings. Increase Ksh. 17.55 million (Recurrent) for domestic travel and subsistence expenses. Increase Ksh. 18.38 million (Recurrent) for settlement of foreign travel expenses Increase Ksh. 5.35 million (Recurrent) for human capital development Increase Ksh. 8.72 million (Recurrent) for rent obligations office of the Prime CS
1024		State Department for Immigration and Citizen Services						
1024		0605000 Migration & Citizen Services						
1024		0626000 Population Management Services						
1024		0631000 General Administration and Planning						
1025		National Police Service		240,000,000			240,000,000	
1025		0601000 Policing Services		240,000,000			240,000,000	Increase Ksh. 100 million (Recurrent) for 221312 DCI Increase Ksh. 140 million (Recurrent) for 221312 DIG Kenya Police
1026		State Department for Internal Security & National Administration						
1026		0629000 General Administration and Support Services						

6/17/2026 14:20

SECOND SCHEDULE

BUDGET COMMITTEE FINANCIAL RECOMMENDATIONS
2025/2026 SUPPLEMENTARY No.2 ESTIMATES

Vote Code	Departmental Committee	VOTE/PROGRAMME CODES & TITLE	BUDGET COMMITTEE FINANCIAL RECOMMENDATIONS 2025/2026 SUPPLEMENTARY No.2 ESTIMATES				Gross Change	Notes
			Recurrent		Development			
			Reduction	Increase	Reduction	Increase		
1026		0630000 Policy Coordination Services						
1026		0632000 National Government Field Administration Services						
2101		National Police Service Commission						
2101		0620000 National Police Service Human Resource Management						
2151		Independent Policing Oversight Authority						
2151		0622000 Policing Oversight Services						
2		AGRICULTURE AND LIVESTOCK						
1162		State Department for Livestock						
1162		0112000 Livestock Resources Management and Development						
1169		State Department for Crop Development						
1169		0107000 General Administration Planning and Support Services						
1169		0108000 Crop Development and Management						
1169		0109000 Agribusiness and Information Management						
1169		0120000 Agricultural Research & Development						
3		BLUE ECONOMY & IRRIGATION						
1104		State Department for Irrigation			(300,000,000)	300,000,000		
1104		1014000 Irrigation and Land Reclamation						
1104		1022000 Water Harvesting and Storage for Irrigation						
1104		1023000 General Administration, Planning and Support Services						
1109		State Department for Water & Sanitation			(300,000,000)	300,000,000		
1109		1001000 General Administration, Planning and Support Services						
1109		1004000 Water Resources Management						
1109		1017000 Water and Sewerage Infrastructure Development			(300,000,000)	300,000,000	Reduce Ksh. 300 million (Development) from 1109130901 Water Security & Climate Resilience - Mwaché Dam (External Funding A in A), Increase Ksh. 300 million (Development) from 1109130901 Water Security & Climate Resilience - Mwaché Dam (External Funding Revenue).	
1109		1015000 Water Storage and Flood Control						
1166		State Department for Blue Economy and Fisheries						
1166		0111000 Fisheries Development and Management						
1166		0117000 General Administration, Planning and Support Services						
1166		0118000 Development and Coordination of the Blue Economy						
4		COMMUNICATION, INFORMATION & INNOVATION						
1122		State Department for Information Communication and Technology & Innovation						
1122		0207000 General Administration Planning and Support Services						

6/17/2026 14:20		SECOND SCHEDULE BUDGET COMMITTEE FINANCIAL RECOMMENDATIONS 2025/2026 SUPPLEMENTARY No.2 ESTIMATES							
Vote Code	Departmental Committee	VOTE/PROGRAMME CODES & TITLE	Recurrent			Development		Gross Change	Notes
			Reduction	Increase	Reduction	Increase			
1122		0210000 ICT Infrastructure Development							
1122		0217000 E-Government Services							
1123		State Department for Broadcasting & Telecommunications							
1123		0207000 General Administration Planning and Support Services							
1123		0208000 Information and Communication Services							
1123		0209000 Mass Media Skills Development							
5		DEFENCE, INTELLIGENCE AND FOREIGN RELATIONS							
1041		Ministry of Defence							
1041		0801000 Defence							
1041		0802000 Civil Aid							
1041		0803000 General Administration, Planning and Support Services							
1041		0806000 Defence Industrialization							
1053		State Department for Foreign Affairs							
1053		0714000 General Administration Planning and Support Services							
1053		0715000 Foreign Relation and Diplomacy							
1053		0741000 Economic and Commercial Diplomacy							
1053		0742000 Foreign Policy Research, Capacity Development and Technical Cooperation							
1054		State Department for Diaspora Affairs							
1054		0752000 Management of Diaspora and Consular Affairs							
1221		State Department for East African Community							
1221		0305000 East African Affairs and Regional Integration							
1281		National Intelligence Service							
1281		0804000 National Security Intelligence							
6		EDUCATION AND RESEARCH							
1064		State Department for Vocational and Technical Training							
1064		0505000 Technical Vocational Education and Training							
1064		0507000 Youth Training and Development							
1064		0508000 General Administration, Planning and Support Services							
1065		State Department for Higher Education & Research							
1065		0504000 University Education							
1065		0508000 General Administration, Planning and Support Services							
1066		State Department for Basic Education							
1066		0501000 Primary Education							
1066		0502000 Secondary Education							
1066		0503000 Quality Assurance and Standards							
1066		0508000 General Administration, Planning and Support Services							

6/17/2026 14:20		SECOND SCHEDULE						
Departmental Committee		BUDGET COMMITTEE FINANCIAL RECOMMENDATIONS						
		2025/2026 SUPPLEMENTARY No.2 ESTIMATES						
Vote Code	VOTE/PROGRAMME CODES & TITLE	Recurrent		Development		Gross Change	Notes	
		Reduction	Increase	Reduction	Increase			
8	ENVIRONMENT, FORESTRY AND MINING							
1331	State Department for Environment and Climate Change		40,000,000			40,000,000		
1331	1002000 Environment Management and Protection							
1331	1010000 General Administration, Planning and Support Services							
1331	1012000 Meteorological Services							
1192	State Department for Mining		40,000,000			40,000,000		
1192	1007000 General Administration Planning and Support Services		40,000,000			40,000,000	Increase Ksh. 40 million (Recurrent) for Gold feasibility study - Migori - National Mining Corporation (NAMICO)	
1192	1009000 Mineral Resources Management							
1192	1021000 Geological Survey and Geoinformation Management							
1332	1332 State Department for Forestry							
1332	1018000 Forests Development, Management and Conservation							
1332	1024000 Agroforestry and Commercial Forestry Development							
1332	1025000 General Administration, Planning and Support Services							
9	FINANCE AND NATIONAL PLANNING							
1071	The National Treasury							
1071	0717000 General Administration Planning and Support Services							
1071	0718000 Public Financial Management							
1071	0719000 Economic and Financial Policy Formulation and Management							
1071	0720000 Market Competition							
1072	State Department for Economic Planning							
1072	0771000 Monitoring and Evaluation Services							
1072	0707000 National Statistical Information Services							
1072	0709000 General Administration Planning and Support Services							
1072	Macro-economic Policy, National Planning and Research							
1072	Sectoral and Intergovernmental Development Planning							
1073	State Department for Investments and Assets Management							
1073	0718000 Public Financial Management							
2061	The Commission on Revenue Allocation							
2061	0737000 Inter-Governmental Transfers and Financial Matters							
2121	Office of the Controller of Budget							
2121	0730000 Control and Management of Public finances							
10	HEALTH							
						100,000,000	100,000,000	

6/17/2026 14:20		VOTE/PROGRAMME CODES & TITLE		BUDGET COMMITTEE FINANCIAL RECOMMENDATIONS 2025/2026 SUPPLEMENTARY No.2 ESTIMATES						SECOND SCHEDULE	
Vote Code	Departmental Committee	VOTE/PROGRAMME CODES & TITLE	Recurrent			Development			Gross Change	Notes	
			Reduction	Increase		Reduction	Increase				
1082		State Department for Medical Services	-	-	-	-	100,000,000	100,000,000			
1082		0402000 National Referral & Specialized Services					100,000,000	100,000,000			
1082		0410000 Curative & Reproductive Maternal New Born Child Adolescent Health RMNCAH					100,000,000	100,000,000		Increase Ksh. 100 million (Development) for equipping Webuye level 4 Hospital	
1082		0411000 Health Research and Innovations									
1082		0412000 General Administration									
1083		State Department for Public Health and Professional Standards	-	-	-	-	-	-			
1083		0406000 Preventive and Promotive Health Services									
1083		0407000 Health resources development and Innovation									
1083		0408000 Health Policy, Standards and Regulations									
1083		0412000 General Administration									
11		HOUSING, URBAN PLANNING & PUBLIC WORKS									
1094		State Department for Housing and Urban Development	-	-	-	-	-	-			
1094		0102000 Housing Development and Human Settlement									
1094		0105000 Urban and Metropolitan Development									
1094		0106000 General Administration Planning and Support Services									
1095		State for Public Works	-	-	-	-	-	-			
1095		0103000 Government Buildings									
1095		0104000 Coastline Infrastructure and Pedestrian Access									
1095		0106000 General Administration Planning and Support Services									
1095		0218000 Regulation and Development of the Construction Industry									
12		JUSTICE AND LEGAL AFFAIRS COMMITTEE									
1023		State Department for Correctional Services	(90,500,000)	90,500,000	-	-	-	(30,000,000)			
1023		0623000 General Administration, Planning and Support Services	(30,000,000)					(30,000,000)			
1023		0627000 Prison Services	(30,000,000)								
1023		0628000 Probation & After Care Services						(30,000,000)		Reduce Ksh 30 million (Recurrent) from Infood and rations under the Programme of Prison Service	
1252		State Law Office	(60,500,000)	90,500,000	-	-	-	30,000,000			
1252		0606000 Legal Services	(46,300,000)	30,000,000				(16,300,000)		Reduce Kshs 46.3 million (Recurrent) from P.E Increase Kshs 30 million (Recurrent) for the National Council for Law Reporting to enhance its budget for operations and maintenance (Rent arrears for warehouse, insurance for NCLR Assets and Purchase of additional hardware and software)	

6/17/2026 14:20		SECOND SCHEDULE BUDGET COMMITTEE FINANCIAL RECOMMENDATIONS 2025/2026 SUPPLEMENTARY No.2 ESTIMATES						
Vote Code	Departmental Committee	VOTE/PROGRAMME CODES & TITLE	Recurrent		Development		Gross Change	Notes
			Reduction	Increase	Reduction	Increase		
1252		06090000 General Administration, Planning and Support Services	(14,200,000)	60,500,000			46,300,000	Reduce Kshs 14.2 million (Recurrent) from P. E and foreign travel costs as well as rent arrears for CBK Pension Towers. Increase Kshs 46.5 million (Recurrent) for completion of review and publication of revised NCIA Arbitration rules 2025.
1253		State Department for Justice Human Rights and Constitutional Affairs						
1253		06070000 Governance, Legal Training and Constitutional Affairs						
1271		Ethics and Anti-Corruption Commission						
1271		06110000 Ethics and Anti-Corruption						
1291		Office of the Director of Public Prosecutions						
1291		06120000 Public Prosecution Services						
1311		Office of the Registrar of Political Parties						
1311		06140000 Registration, Regulation and Funding of Political Parties						
1321		Witness Protection Agency						
1321		06150000 Witness Protection						
2011		Kenya National Commission on Human Rights						
2011		06160000 Protection and Promotion of Human Rights						
2031		Independent Electoral and Boundaries Commission						
2031		06170000 Management of Electoral Processes						
2131		Commission on Administrative Justice						
2131		07310000 Promotion of Administrative Justice						
1261		The Judiciary						
1261		06100000 Dispensation of Justice						
2051		Judicial Service Commission						
2051		06190000 Judicial Oversight						
13		LABOUR						
1184		State Department for Labor						
1184		09100000 General Administration Planning and Support Services						
1184		09060000 Labor, Employment and Safety Services						
1184		09070000 Manpower Development, Employment and Productivity Management						
1213		State Department for Public Service						
1213		07100000 Public Service Transformation						
1213		07090000 General Administration Planning and Support Services						
2071		Public Service Commission						
2071		07250000 General Administration, Planning and Support Services						
2071		07260000 Human Resource management and Development						
2071		07270000 Governance and National Values						

6/17/2026 14:20

SECOND SCHEDULE

BUDGET COMMITTEE FINANCIAL RECOMMENDATIONS
2025/2026 SUPPLEMENTARY No.2 ESTIMATES

Vote Code	Departmental Committee	VOTE/PROGRAMME CODES & TITLE	BUDGET COMMITTEE FINANCIAL RECOMMENDATIONS 2025/2026 SUPPLEMENTARY No.2 ESTIMATES				Gross Change	Notes
			Recurrent		Development			
			Reduction	Increase	Reduction	Increase		
2071		0744000 Performance and Productivity Management						
2071		075000 Administration of Quasi-Judicial Functions						
2081		Salaries and Remuneration Commission						
2081		0728000 Salaries and Remuneration Management						
14	LANDS							
1112		State Department for Lands and Physical Planning						
1112		0101000 Land Policy and Planning						
1112		0121000 Land Information Management						
1112		0122000 General Administration, Planning and Support Services						
2021		National Land Commission						
2021		0116000 Land Administration and Management						
15	REGIONAL DEVELOPMENT							
1032		State Department for Devolution						
1032		0712000 Devolution Services						
1033		State Department for Special Programmes						
1033		0713000 Special Initiatives						
1033		0733000 Accelerated ASAL						
1036		State Department for ASALS & Regional and Northern Corridor Development						
1036		0733000 Accelerated ASAL Development						
1036		0743000 General Administration, Planning and Support Services						
1036		1013000 Integrated Regional Development						
16	SOCIAL PROTECTION							
1185		State Department for Social Protection, Pensions & Senior Citizen Affairs						
1185		0908000 Social Development and Children Services						
1185		0909000 National Social Safety Net						
1185		0914000 General Administration, Planning and Support Services						
1185		0914000 General Administration, Planning and Support Services						
1186		State Department for Children Welfare Services						
1186		0908000 Social Development and Children Services						
1186		0909000 National Social Safety Net						
1186		0914000 General Administration, Planning and Support Services						
1212		State Department for Gender and Affirmative Action						
1212		0911000 Community Development						
1212		0912000 Gender Empowerment						
1212		0913000 General Administration, Planning and Support Services						
1135		State Department for Youth Affairs and Creative Economy						
1135		0711000 Youth Empowerment Services						
1135		0748000 Youth Development Services						

6/17/2026 14:20		SECOND SCHEDULE BUDGET COMMITTEE FINANCIAL RECOMMENDATIONS 2025/2026 SUPPLEMENTARY No.2 ESTIMATES							
Vote Code	Departmental Committee	VOTE PROGRAMME CODES & TITLE	Recurrent			Development		Gross Change	Notes
			Reduction	Increase	Reduction	Increase			
1135		0749000 General Administration, Planning and Support Services							
2141		National Gender and Equality Commission							
2141		0621000 Promotion of Gender Equality and Freedom from Discrimination							
1213		State Department for Public Service							
1213		0747000 National Youth Service							
17		SPORTS AND CULTURE							
1132		State Department for Sports							
1132		0901000 Sports							
1134		State Department for Culture and Heritage							
1134		0902000 Culture/ Heritage							
1134		0903000 The Arts							
1134		0904000 Library Services							
1134		0905000 General Administration, Planning and Support Services							
1134		0916000 Public Records Management							
1134		0917000 Lottery Control, Licensing and Regulations							
1135		State Department for Youth Affairs and Creative Economy							
1135		0221000 Film Development Services							
18		TOURISM AND WILDLIFE							
1202		State Department for Tourism							
1202		0313000 Tourism Promotion and Marketing							
1202		0314000 Tourism Product Development and Diversification							
1202		0315000 General Administration, Planning and Support Services							
1203		State Department for Wildlife							
1203		1019000 Wildlife Conservation and Management							
19		TRADE INDUSTRY AND COOPERATIVES							
1173		State Department for Cooperatives							
1173		0304000 Cooperative Development and Management							
1174		State Department for Trade							
1174		0309000 Domestic Trade and Enterprise Development							
1174		0310000 Fair Trade Practices And Compliance of Standards							
1174		0311000 International Trade Development and Promotion							
1174		0312000 General Administration, Planning and Support Services							
1175		State Department for Industry							
1175		0301000 General Administration Planning and Support Services							

6/17/2026 14:20		SECOND SCHEDULE		BUDGET COMMITTEE FINANCIAL RECOMMENDATIONS				Notes
Vote Code	Departmental Committee	VOTE/PROGRAMME CODES & TITLE	2025/2026 SUPPLEMENTARY No.2 ESTIMATES				Gross Change	
			Recurrent		Development			
			Reduction	Increase	Reduction	Increase		
1175		0320000 Industrial Promotion and Development		20,000,000			20,000,000	Increase Ksh. 20 million (Recurrent) for Kenya Leather Development Council Operation and Maintenance
1175		0321000 Standards and Quality Infrastructure & Research						
1176		State Department for Micro, Small and Medium Enterprises Development						
1176		0316000 Promotion and Development of MSMEs						
1176		0317000 Product and Market Development for MSMEs						
1176		0318000 Digitization and Financial Inclusion for MSMEs						
1176		0319000 General Administration, Planning and Support Services						
1177		State Department for Investment Promotion						
1177		0322000 Investment Development and Promotion						
20	TRANSPORT AND INFRASTRUCTURE							
1091		State Department for Roads						
1091		0202000 Road Transport						
1092		State Department of Transport						
1092		0201000 General Administration, Planning and Support Services						
1092		0203000 Rail Transport						
1092		0204000 Marine Transport						
1093		0216000 Road Safety						
1093		State Department for Shipping and Maritime Affairs						
1093		0219000 Shipping and Maritime Affairs						
1097		State Department for Aviation and Aerospace Development						
1097		0205000 Air Transport						
21	BUDGET & APPROPRIATIONS COMMITTEE							
2041		Parliament	(460,000,000)	460,000,000				
2041		Parliamentary Service Commission	(460,000,000)	460,000,000				
2041		0765000 General Administration Planning and Support Services						
2041		0766000 Human Resources Management and Development						
2042		National Assembly						
2042		0721000 National Legislation, representation and oversight						
2043		Parliamentary Joint Services	(460,000,000)	460,000,000				

Vote Code	Departmental Committee	6/17/2026 14:20	SECOND SCHEDULE						Notes
			BUDGET COMMITTEE FINANCIAL RECOMMENDATIONS						
			2025/2026 SUPPLEMENTARY No.2 ESTIMATES						
VOTE/PROGRAMME CODES & TITLE		Recurrent		Development		Gross Change			
		Reduction	Increase	Reduction	Increase				
		(460,000,000)	460,000,000						
2043	0723000 General Administration, planning and support services							Reduce Ksh. 210 million (Recurrent) from 0001-01-2110115 Increase Ksh. 210 million (Recurrent) to 0001-10221131-to settle KBC Bills. Reduce Ksh. 100 million (Recurrent) from 0001-01-2110301 Increase Ksh. 100 million (Recurrent) for 0001-052211304-to settle medical bills. Reduce Ksh. 70 million (Recurrent) from 0001-01-2110314 KES 70M Increase Ksh. 70 million (Recurrent) for 0001-032210401- to settle Kenya Airways bills.	
2043	0746000 Legislative Training Research & Knowledge Management							Reduce Ksh. 60 million (Recurrent) from 0001-01-2110323	
2044	Senate Affairs							Increase Ksh. 60 million (Recurrent) for 0001-03-2210401-to settle Kenya Airways bills.	
2044	0767000 Senate Legislation and Oversight							Reduce Ksh. 20 million (Recurrent) from 0001-01-2110320	
2044	0768000 Senate Representation, Liaison & Intergovernmental Relations							Increase Ksh. 20 million (Recurrent) for 0001-032210301-to settle local travel costs (Kenya Airways bills).	
2044	0769000 General Administration Planning and Support Services								
2111	Auditor General								
2111	0729000 Audit Services								
	Total Expenditure	(731,500,000)	900,500,000	(580,000,000)	811,000,000	400,000,000			
	Parliament	(460,000,000)	460,000,000						
	Judiciary								
	Executive	(271,500,000)	440,500,000	(580,000,000)	811,000,000	400,000,000			
	O/W A in A								
	Total Net Expenditure								
	Recurrent & Development change		169,000,000		231,000,000				

THIRD SCHEDULE: PROGRAMMES EXCEEDING THE TEN PERCENT THRESHOLD

VOTE, PROGRAMME CODES	GROSS APPROVED ESTIMATES	GROSS SUPPLEMENTARY ESTIMATES	CHANGE IN GROSS ESTIMATES	% CHANGE	RATIONALE/JUSTIFICATION
1066 State Department for Basic Education - 0503000 Quality Assurance and Standards	13,024,676,992	14,524,676,992	1,500,000,000	11.5	The additional allocation is on account of provision for School Examination Invigilation fees
1132 State Department for Sports - 0901000 Sports	25,163,660,675	29,265,660,675	4,102,000,000	16.3	Enhancement of AIA under the Sports and Arts Fund to reflect actual collection to the end of June 2026
1135 State Department for Youth Affairs and Creative Economy - 0748000 Youth Development Services	1,768,496,197	3,708,496,197	1,940,000,000	109.7	Enhanced donor commitment under the National Youth Opportunities Towards Advancement (NYOTA)
1176 State Department for Micro, Small and Medium Enterprises Development - 0316000 Promotion and Development of MSMEs	6,558,595,868	10,405,619,779	3,847,023,911	58.7	Enhanced donor commitment under the National Youth Opportunities Towards Advancement (NYOTA)
1213 State Department for Public Service and Human Capital Development - 0709000 General Administration Planning and Support Services	1,618,047,732	1,816,047,732	198,000,000	12.2	The additional allocation is on account of the budget shortfall for operations and maintenance expenses

